




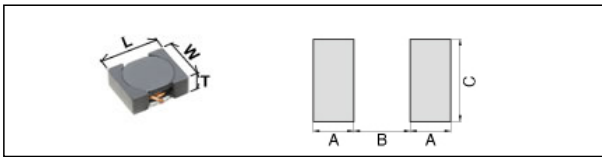


# VLF403215MT-150M-CA

|              |   |                  |
|--------------|---|------------------|
| Applications |  | Automotive Grade |
| Feature      |  | Wire Wound       |
|              |  | Magnetic Shield  |
|              |  | Ferrite Core     |
|              |  | AEC-Q200         |
| Series       | VLF-M Series / VLF403215MT-CA Type  |                  |
| Status       | PROD  |                  |



| Size                         |                  |
|------------------------------|------------------|
| Length(L)                    | 4.00mm +/-0.20mm |
| Width(W)                     | 3.20mm +/-0.20mm |
| Thickness(T)                 | 1.50mm Max.      |
| Recommended Land Pattern (A) | 1.10mm Nom.      |
| Recommended Land Pattern (B) | 1.30mm Nom.      |
| Recommended Land Pattern (C) | 1.80mm Nom.      |

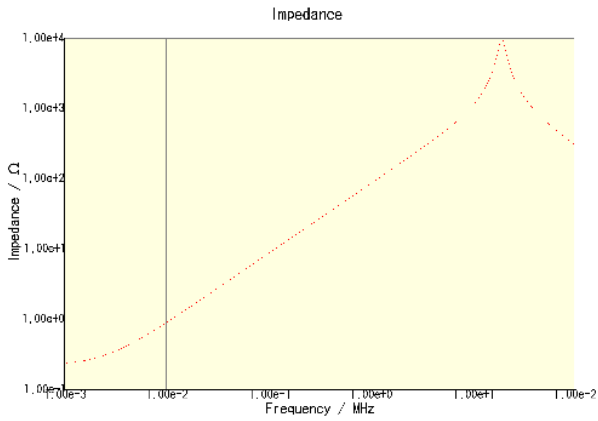
| Electrical Characteristics              |                     |
|---|---------------------|
| Inductance                              | 15uH +/-20% at 1MHz |
| Rated Current (L Change) [Typ.]         | 870mA (30% Down)    |
| Rated Current (L Change) [Max.]         | 780mA (30% Down)    |
| Rated Current (Temperature Rise) [Typ.] | 1.19A (40degC Rise) |
| DC Resistance [Nom.]                    | 220mΩ               |
| DC Resistance [Max.]                    | 260mΩ               |

| Other   |                                      |
|---|--------------------------------------|
| Operating Temp. Range (Including Self-Temp. Rise) | -40 to 105degC                       |
| Soldering Method                                  | Reflow                               |
| AEC Q200  | Yes                                  |
| Packing   | Blister (Plastic)Taping [180mm Reel] |
| Package Quantity                                  | 1000Pcs Min.                         |
| Weight  | 0.072g                               |

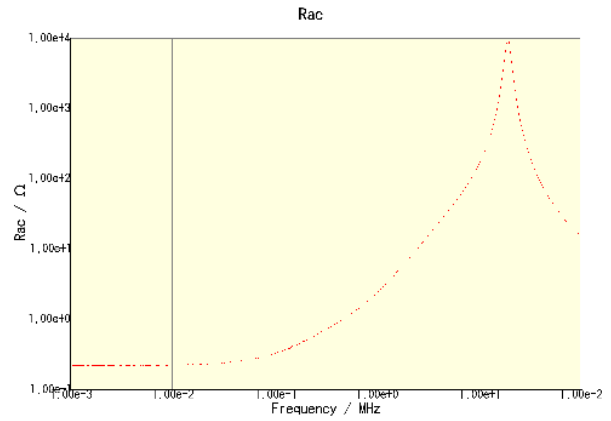
•This PDF document was created based on the data listed on the TDK Corporation website.  
 •All specifications are subject to change without notice.

# VLF403215MT-150M-CA

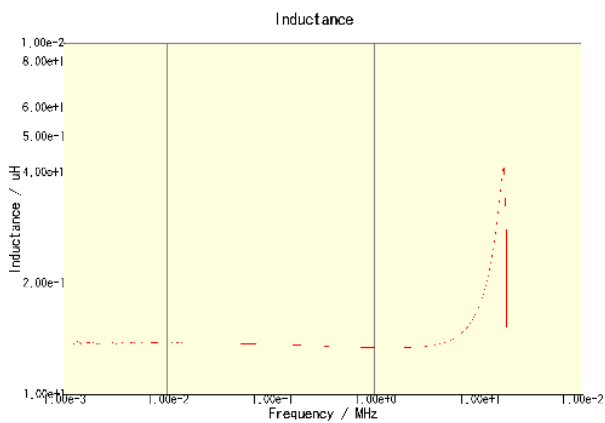
**Characteristic Graphs** (This is reference data, and does not guarantee the product's characteristics.)



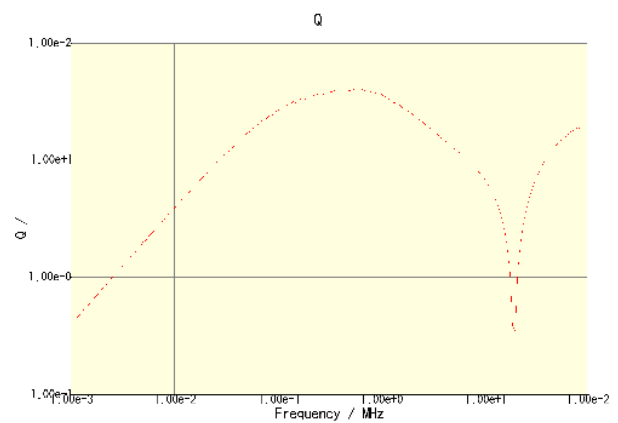
VLF403215MT-150M-CA



VLF403215MT-150M-CA



VLF403215MT-150M-CA

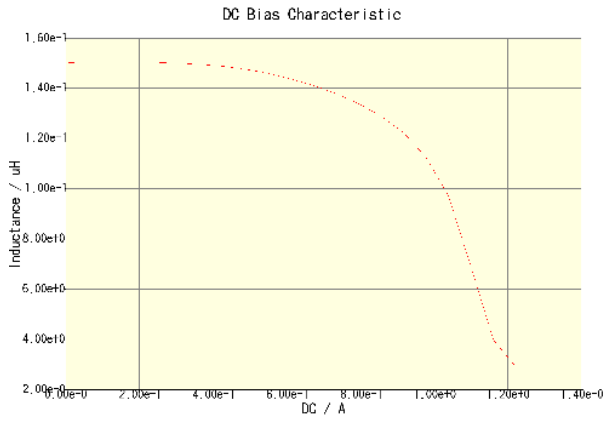


VLF403215MT-150M-CA

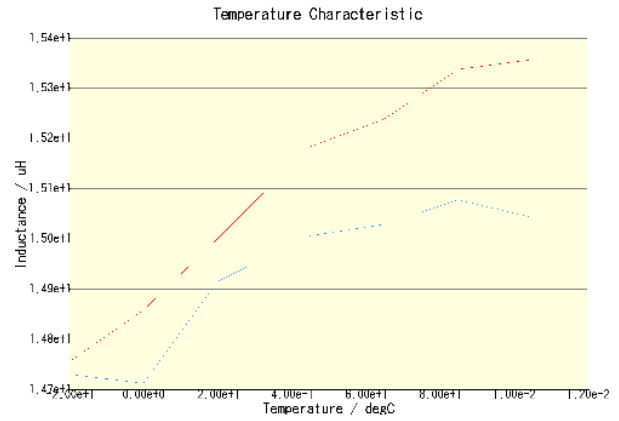
•This PDF document was created based on the data listed on the TDK Corporation website.  
 •All specifications are subject to change without notice.

# VLF403215MT-150M-CA

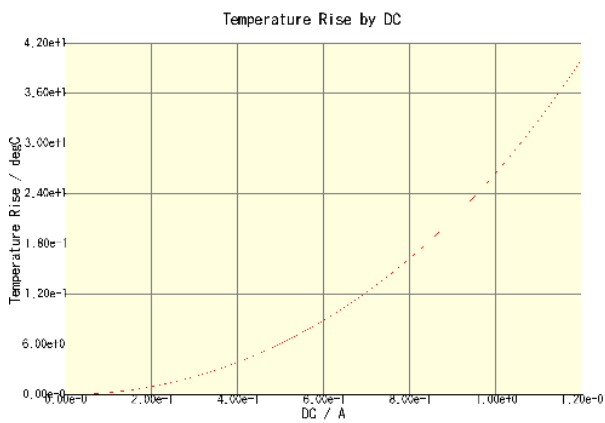
**Characteristic Graphs** (This is reference data, and does not guarantee the product's characteristics.)



VLF403215MT-150M-CA(Amb. Temp. = 20degc)



VLF403215MT-150M-CA(DC = 0A) VLF403215MT-150M-CA(DC = 0.39A)



VLF403215MT-150M-CA(Amb. Temp. = 20degc)

- This PDF document was created based on the data listed on the TDK Corporation website.
- All specifications are subject to change without notice.