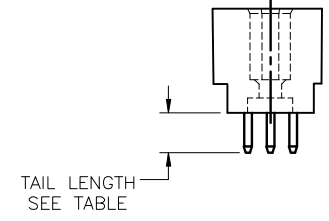
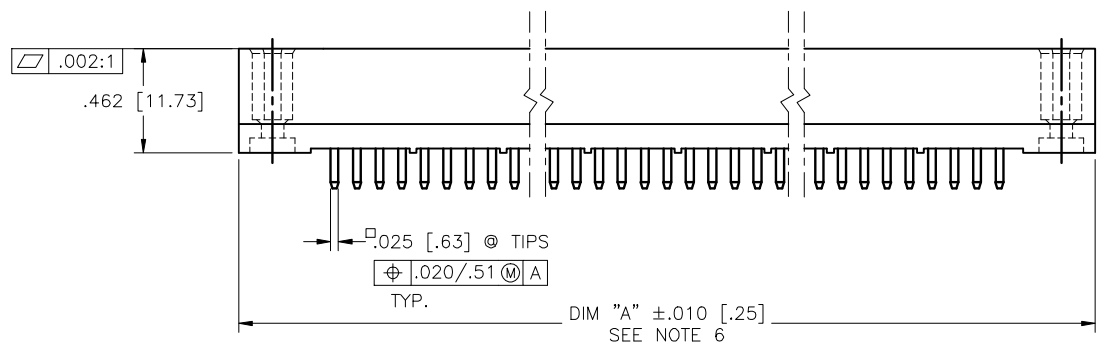
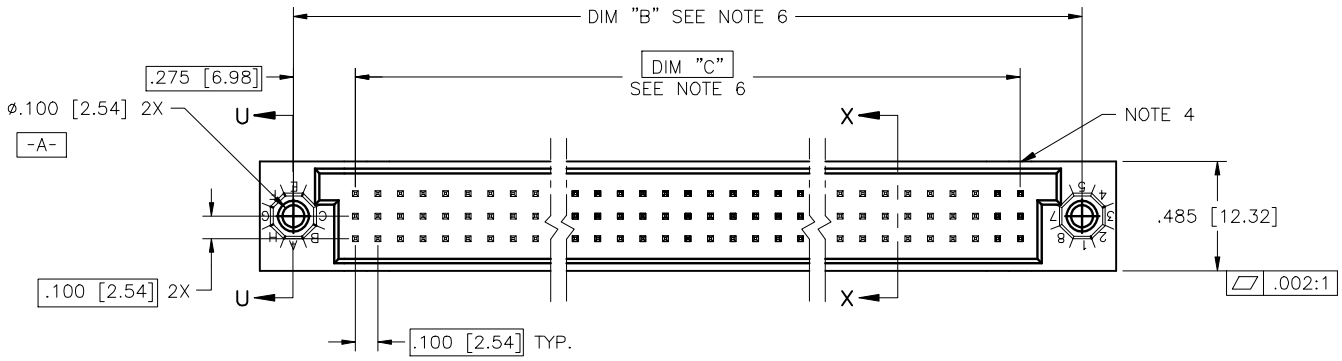


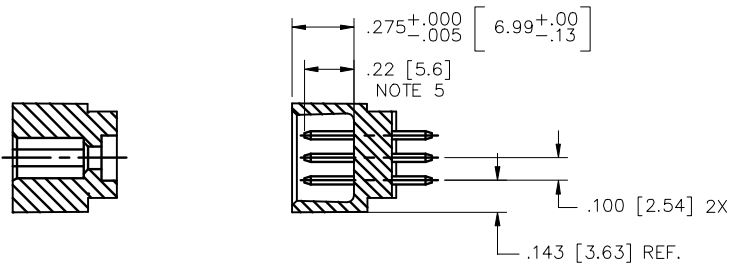
PRODUCT NUMBER  
SEE TABLE



mat'l. code SEE NOTE 3				surface ISO 1302	tolerance ISO 406 ISO 1101	projection FIRST ANGLE	product family HPC
ltr	ecn no	dr	date	tolerances unless otherwise specified		INCH/MM	title 3 ROW VERTICAL HEADER W/SOLDER TAIL PINS, 0 G.P.
H	V40286	PDP	1/20/94	linear	.XX±.01/XX±0.3		
J	V90017	HTB	1/7/99	linear	.XXX±.006/XXX±0.13	scale 1:1	dwg no 50012
K	V00272	JWS	2/1/00	0'±2'	.XXX±.0020/XXX±0.051	sheet 1 of 4	size A3
L	V05-0753	DAI	10/03/09	dr	D.SHEAFFER 3/14/91	type Product Customer Drawing	
M	V05-1039	DAI	11/11/09	engr	S.CLARK 3/14/91	FCJ	
N	M06-0283	MHT	7/27/06	chr	S.CLARK 3/14/91		
P	M09-0029	MHT	2/20/09	appd	S.CLARK 3/14/91		
sheet	revision	P	P	P	P		
index	sheet	1	2	3	4		

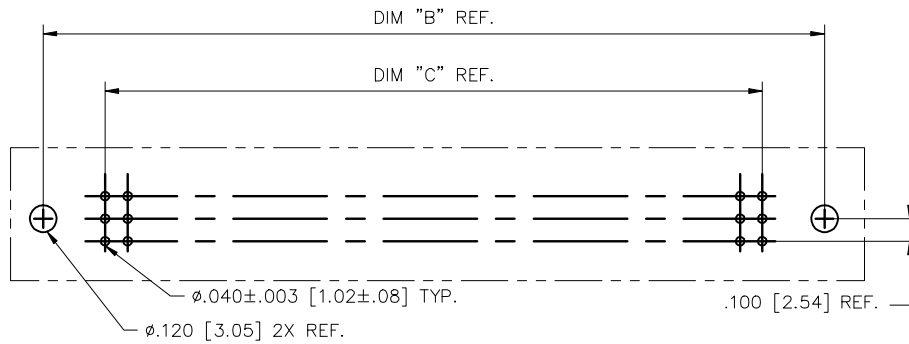
FCJ  
 FCconnect.com  
 Copyright FCJ

PRODUCT NUMBER  
SEE TABLE



SECTION U-U

SECTION X-X



RECOMMENDED PCB LAYOUT  
(ALL HOLES LOCATED ON .100/2.54 GRID  
UNLESS OTHERWISE SPECIFIED)

mat'l. code SEE NOTE 3		surface ISO 1902	tolerance ISO 406 ISO 1901	projection 	product family HPC
ltr	ecn no	dr	date	title 3 ROW VERTICAL HEADER W/SOLDER TAIL PINS, 0 G.P.	
P		tolerances unless otherwise specified		INCH/MM	scale 1:1
		angles	.XX±.01/XX±0.3		
		linear	.XXX±.006/XXX±0.13		
		0'±2'	.XXX±.0020/XXX±0.051		
		dr	D.SHEAFFER 3/14/91	dwg no 50012 sheet 2 of 4 size A3	
		engr	S.CLARK 3/14/91	type Product Customer Drawing	
		chr	S.CLARK 3/14/91		
		appd	S.CLARK 3/14/91		
sheet index	revision sheet				



Copyright FCJ

PRODUCT NUMBER  
SEE TABLE

50012-XX010 AND 50012-XX010LF ONLY

	1	5	10	15	20	25	30
C	B	B					
B	B	B					
A	B	B					

PIN  
1

	31	35	40	45	50	55
						B B
						B B
						B B

CUSTOMER NOTE: END GUIDE PINS ARE SUGGESTED IN YOUR APPLICATION TO PREVENT STUBBING OF THE .260 MATING LENGTH SIGNAL PINS.

NOTES FOR 50012-XX010 AND 50012-XX010LF ONLY:

- ALL POSITIONS ARE LOADED WITH "A", EXCEPT AS SHOWN.
- COLUMN 1, ROW A IS DESIGNATED AS SIGNAL PIN 1, AS VIEWED FROM THE MATING FACE.
- SIGNAL DATA FOR 50012-XX010 AND 50012-XX010LF:  
SIZE 3 X 55  
TOTAL NO. OF POSITIONS - 165  
NO. OF POSITIONS LOADED - 165

ITEM KEY	QTY.	MATING LENGTH	TAIL LENGTH
A	153	.180 / 4.57	.177 / 4.50
B	12	.260 / 6.60	.177 / 4.50

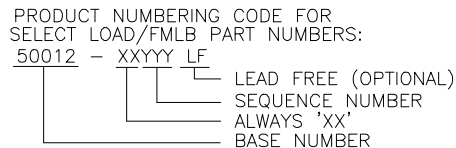
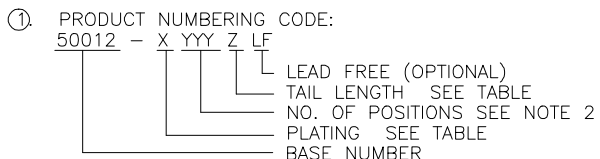
mat'l. code SEE NOTE 3		surface ISO 1302	tolerance ISO 406 ISO 1301	projection 	product family HPC
ltr	ec'n no	dr	date	tolerances unless otherwise specified	title
P				angles linear 0° ± 2'	INCH/MM 3 ROW VERTICAL HEADER W/SOLDER TAIL PINS, 0 G.P.
				linear .XX±.01/XX±0.3 .XXX±.006/XX±0.13 .XXX±.0020/XXX±0.051	scale 1:1
dr	D.SHEAFFER	3/14/91			dwg no 50012
engr	S.CLARK	3/14/91			sheet 3 of 4 size A3
chr	S.CLARK	3/14/91			type Product Customer Drawing
appd	S.CLARK	3/14/91			
sheet index	revision sheet				

FCJ  
FCconnect.com  
Copyright FCJ

PRODUCT NUMBER	NUMBER OF POSITIONS SEE NOTE 2	TAIL LENGTH ±.015/0.38	TERMINAL PLATING NOTE 9
50012-1YYA	YYY	.177/4.50	30μ"/.76μ GOLD
50012-1YYY	YYY	.533/13.54	30μ"/.76μ GOLD
50012-1YYD	YYY	.733/18.62	30μ"/.76μ GOLD
50012-1YYG	YYY	.250/6.35	30μ"/.76μ GOLD
50012-1YYYJ	YYY	.120/3.05	30μ"/.76μ GOLD
50012-3YYA	YYY	.177/4.50	50μ"/1.27μ GOLD
50012-3YYC	YYY	.533/13.54	50μ"/1.27μ GOLD
50012-3YYD	YYY	.733/18.62	50μ"/1.27μ GOLD
50012-3YYG	YYY	.250/6.35	50μ"/1.27μ GOLD
50012-3YYYJ	YYY	.120/3.05	50μ"/1.27μ GOLD
50012-5YYA	YYY	.177/4.50	30μ"/.76μ GXT
50012-5YYALF	YYY	.177/4.50	30μ"/.76μ GXT
50012-5YYB	YYY	.190/4.82	30μ"/.76μ GXT
50012-5YYBLF	YYY	.190/4.82	30μ"/.76μ GXT
50012-5YYC	YYY	.533/13.54	30μ"/.76μ GXT
50012-5YYCLF	YYY	.533/13.54	30μ"/.76μ GXT
50012-5YYD	YYY	.733/18.62	30μ"/.76μ GXT
50012-5YYDLF	YYY	.733/18.62	30μ"/.76μ GXT
50012-5YYG	YYY	.250/6.35	30μ"/.76μ GXT
50012-5YYGLF	YYY	.250/6.35	30μ"/.76μ GXT
50012-5YYJ	YYY	.120/3.05	30μ"/.76μ GXT
50012-5YYJLF	YYY	.120/3.05	30μ"/.76μ GXT
50012-XX010	165	SEE SHEET 3	30μ"/.76μ Au
50012-XX010LF	165	SEE SHEET 3	30μ"/.76μ GXT

- ④ COMPANY NAME, PART NUMBER AND LOT CODE TO APPEAR ON THIS SURFACE PER BUS-12-108.
- ⑤ REFERENCE 50804 FOR FIRST MATE LAST BREAK AVAILABLE OPTIONS AND FOR SELECTIVELY LOADED HEADER WORKSHEET.
- ⑥ LENGTH FORMULAS:  
DIM "A" .100/2.54 x NO. OF COLUMNS +.75/19.1  
DIM "B" .100/2.54 x NO. OF COLUMNS +.450/11.43  
DIM "C" .100/2.54 x NO. OF COLUMNS -.100/2.54
7. THIS PRODUCT (WITH "LF" SUFFIX) MEETS EUROPEAN UNION DIRECTIVES AND OTHER COUNTRY REGULATIONS AS DESCRIBED IN GS-22-008.
8. THIS HOUSING WILL WITHSTAND EXPOSURE TO 260° C PEAK TEMPERATURE FOR 10-30 SECONDS IN A CONVECTION, INFRA-RED OR VAPOR PHASE REFLOW OVEN.
- ⑨ PLATING OPTIONS:  
MAY BE EITHER GOLD OR GXT PLATED AT MANUFACTURE'S OPTION

NOTES:



- ② THIS PRODUCT IS CONFIGURED IN SIZES OF 6 thru 80 COLUMNS IN INCREMENTS OF ONE.  
i.e.: 6,7,8,9,.....78,79,80.
- ③ HOUSING MATERIAL: GLASS AND MINERAL FILLED HIGH TEMP. THERMOPLASTIC. FLAME RETARDANT PER UL94V-0. COLOR: BLACK.  
PIN MATERIAL: PHOS BRONZE

mat'l. code SEE NOTE 3		surface ISO 1302	tolerance ISO 406 ISO 1101	projection 	product family HPC
ltr	ecn no	dr	date	tolerances unless otherwise specified	title
P				angles linear XXX±.01/XX±0.3 XXX±.006/XX±0.13 0'±2' XXX±.0020/XXX±0.051	INCH/MM scale 1:1
				dr D.SHEAFFER 3/14/91	dwg no sheet 4 of 4 size
				engr S.CLARK 3/14/91	50012 A3
				chr S.CLARK 3/14/91	type Product Customer Drawing
				appd S.CLARK 3/14/91	
sheet	revision				
index	sheet				



FCconnect.com

Copyright FCJ