



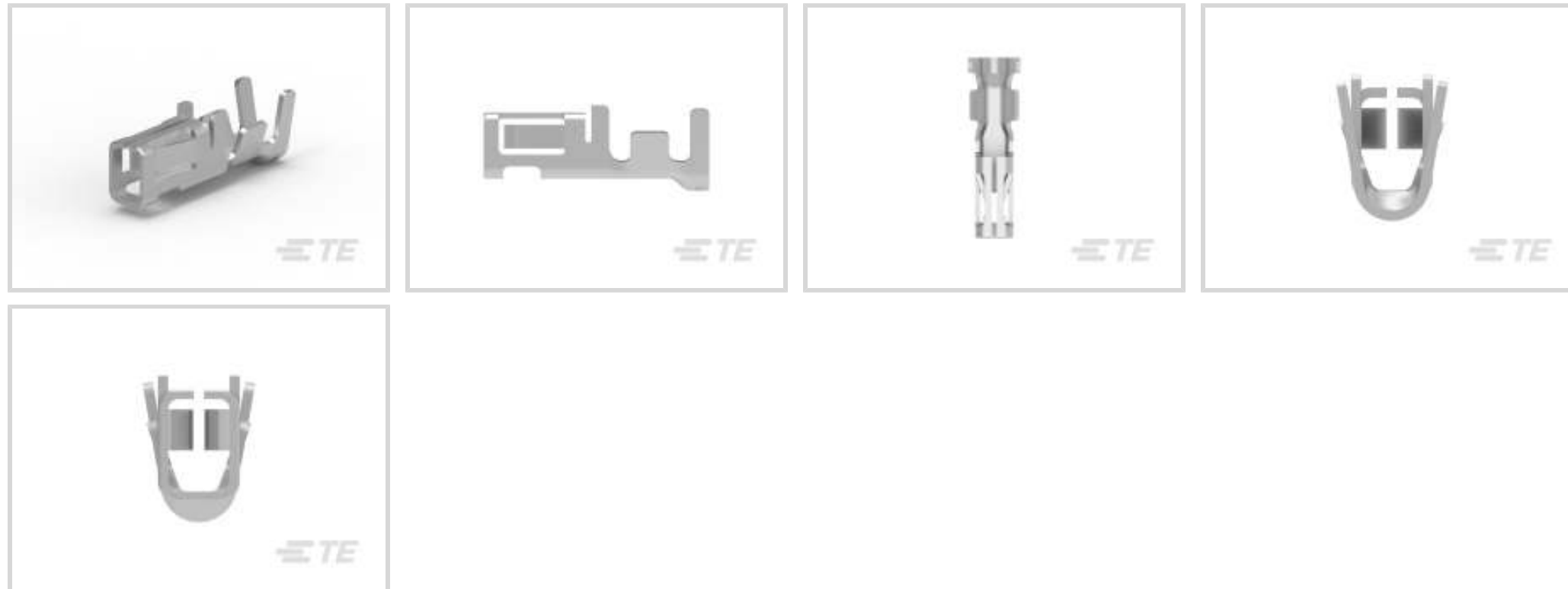
GRACE INERTIA 2.5

TE Internal #: 1971795-1

Connector Contact, Socket, Wire-to-Wire, 28 – 22 AWG Wire Size, .079 – .38 mm² Wire Size, Tin, Reel, Wire & Cable, 3 A, Signal, GRACE INERTIA 2.5

[View on TE.com >](#)

Connectors > PCB Connectors > Wire-to-Board Connectors > Wire-to-Board Connector Contacts > Sig GRACE INERTIA Receptacle



Contact Type: **Socket**

Connector System: **Wire-to-Wire**

Wire Size: **.079 – .38 mm²**

Contact Mating Area Plating Material: **Tin**

[All Sig GRACE INERTIA Receptacle \(8\)](#)

Features

Product Type Features

Connector System	Wire-to-Wire
Connector & Contact Terminates To	Wire & Cable

Configuration Features

Compatible With Wire & Cable Type	Discrete Wire
-----------------------------------	---------------

Electrical Characteristics

Insulation Resistance	1000 MΩ
Operating Voltage	50 VAC

Contact Features

Mating Square Post Dimension	.5 mm[.019 in]
Contact Retention Within Housing	With
Contact Underplating Material Thickness	.8 μm[31.5 μin]
Contact Mating Area Plating Material Thickness	2 μm
Contact Underplating Material	Nickel



Contact Base Material	Copper Alloy
-----------------------	--------------

Contact Type	Socket
--------------	--------

Contact Mating Area Plating Material	Tin
--------------------------------------	-----

Contact Current Rating (Max)	3 A
------------------------------	-----

Termination Features

Termination Method to Wire & Cable	Crimp
------------------------------------	-------

Mechanical Attachment

Contact Retention Type Within Housing	Locking Lance
---------------------------------------	---------------

Connector Mounting Type	Cable Mount (Free-Hanging)
-------------------------	----------------------------

Dimensions

Compatible Insulation Diameter Range	1.08 – 1.5 mm [.043 – .059 in]
--------------------------------------	--------------------------------

Wire Size	.079 – .38 mm ²
-----------	----------------------------

Usage Conditions

Operating Temperature Range	-30 – 105 °C [-22 – 221 °F]
-----------------------------	-----------------------------

Operation/Application

Circuit Application	Signal
---------------------	--------

Packaging Features

Packaging Quantity	9000
--------------------	------

Packaging Method	Reel
------------------	------

Product Compliance

[For compliance documentation, visit the product page on TE.com>](#)

EU RoHS Directive 2011/65/EU	Compliant
------------------------------	-----------

EU ELV Directive 2000/53/EC	Compliant
-----------------------------	-----------

China RoHS 2 Directive MIIT Order No 32, 2016	No Restricted Materials Above Threshold
---	---

EU REACH Regulation (EC) No. 1907/2006	Current ECHA Candidate List: JUNE 2023 (235) Candidate List Declared Against: JAN 2023 (233) Does not contain REACH SVHC
--	--

Halogen Content	Low Halogen - Br, Cl, F, I < 900 ppm per homogenous material. Also BFR/CFR/PVC Free
-----------------	---

Solder Process Capability	Not reviewed for solder process capability
---------------------------	--



Product Compliance Disclaimer

This information is provided based on reasonable inquiry of our suppliers and represents our current actual knowledge based on the information they provided. This information is subject to change. The part numbers that TE has identified as EU RoHS compliant have a maximum concentration of 0.1% by weight in homogenous materials for lead, hexavalent chromium, mercury, PBB, PBDE, DBP, BBP, DEHP, DIBP, and 0.01% for cadmium, or qualify for an exemption to these limits as defined in the Annexes of Directive 2011/65/EU (RoHS2). Finished electrical and electronic equipment products will be CE marked as required by Directive 2011/65/EU. Components may not be CE marked. Additionally, the part numbers that TE has identified as EU ELV compliant have a maximum concentration of 0.1% by weight in homogenous materials for lead, hexavalent chromium, and mercury, and 0.01% for cadmium, or qualify for an exemption to these limits as defined in the Annexes of Directive 2000/53/EC (ELV). Regarding the REACH Regulation, the information TE provides on SVHC in articles for this part number is based on the latest European Chemicals Agency (ECHA) 'Guidance on requirements for substances in articles' posted at this URL: <https://echa.europa.eu/guidance-documents/guidance-on-reach>

Compatible Parts



TE Part # 2305570-1
Strip Terminal Cutter-Side Feed-No Crimp



TE Part # 2134384-1
GIC 2.5 REC CONT TIN PLATE TYPE (2L TYPE)



TE Part # 2151948-1
OCEAN-2.0-APPLICATOR-S-046F057F



TE Part # 2-2151948-1
OCEAN-2.0-APPLICATOR-S-046F057F



TE Part # 2-2151948-2
OCEAN-2.0-APPLICATOR-S-046F057FA



TE Part # 2151948-2
OCEAN-2.0-APPLICATOR-S-046F057FA



TE Part # 5-2151948-1
OCEAN-2.0-APPLICATOR-S-046F057F



TE Part # 5-2151948-2
OCEAN-2.0-APPLICATOR-S-046F057FA



TE Part # 6-1971793-6
NEW GI CONN2.5 PLUG HSG 6P NC



TE Part # 7-2151948-1
OCEAN-2.0-APPLICATOR-S-046F057F



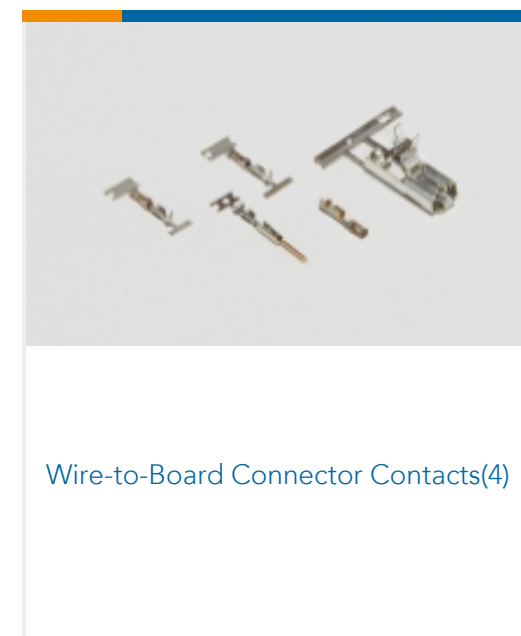
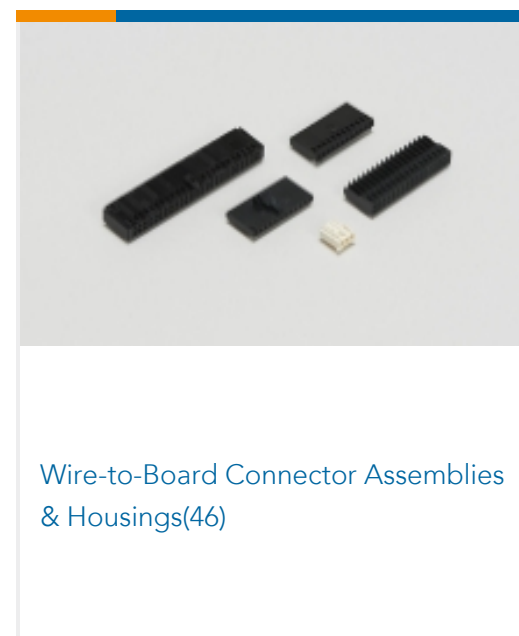
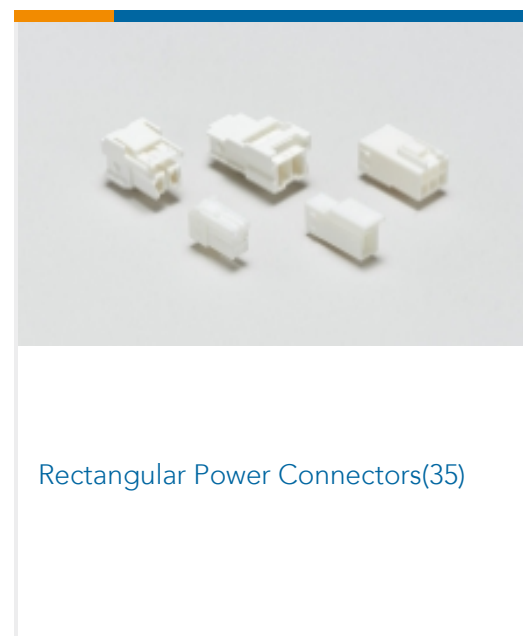




TE Part # 7-2151948-2
OCEAN-2.0-APPLICATOR-S-046F057FA



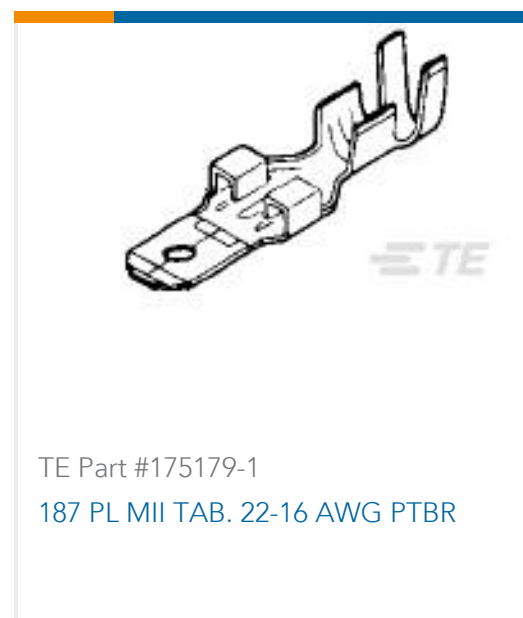
TE Part # 7-2151948-7
OCEAN_2.0_SPARE_PART_KIT-046F057F

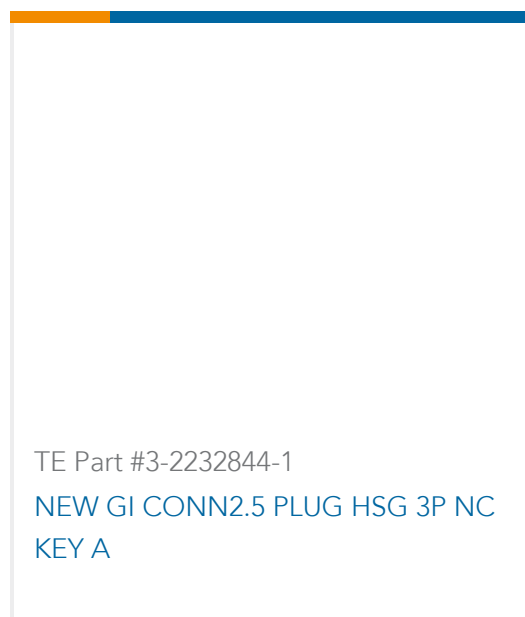


Also in the Series | GRACE INERTIA 2.5



Customers Also Bought





Documents

Product Drawings

[NEW GI CONN2.5 REC. CONTACT](#)

English

CAD Files

Customer View Model

[ENG_CVM_CVM_1971795-1_A.2d_dxf.zip](#)

English

[3D PDF](#)

3D

Customer View Model

[ENG_CVM_CVM_1971795-1_A.3d_igs.zip](#)

English

Customer View Model

[ENG_CVM_CVM_1971795-1_A.3d_stp.zip](#)

English

By downloading the CAD file I accept and agree to the [Terms and Conditions](#) of use.

Datasheets & Catalog Pages

[5-1773465-3-GI2.5Flyer](#)

English

[7-1773465-8-GI2.5-ChineseFlyer](#)

Product Specifications

[Application Specification](#)

English

[Application Specification](#)

English

Product Environmental Compliance

[MD_1971795-1_10102018855_dmtec](#)

English

[MD_1971795-1_10102018855_dmtec](#)

English