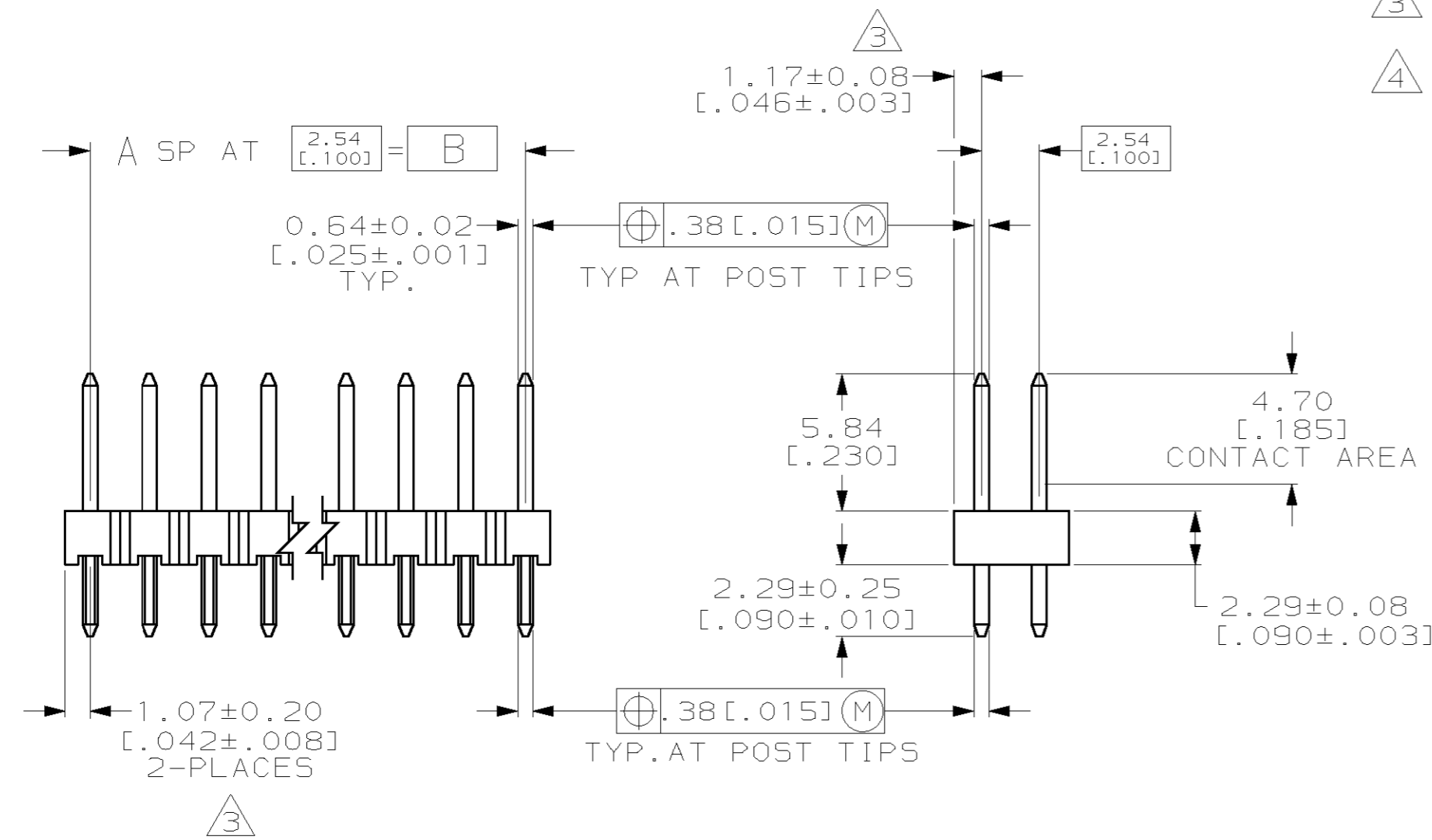
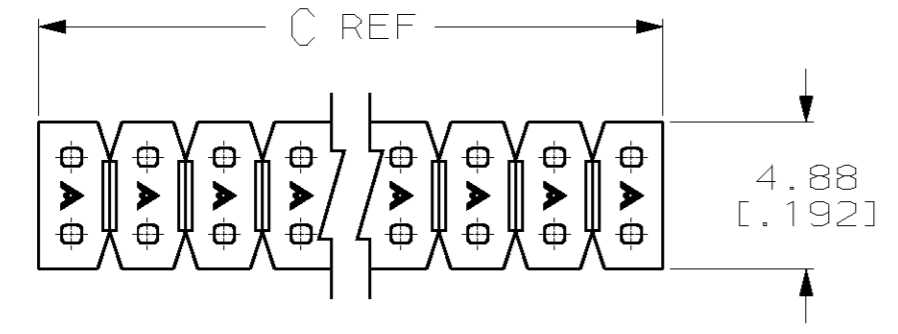
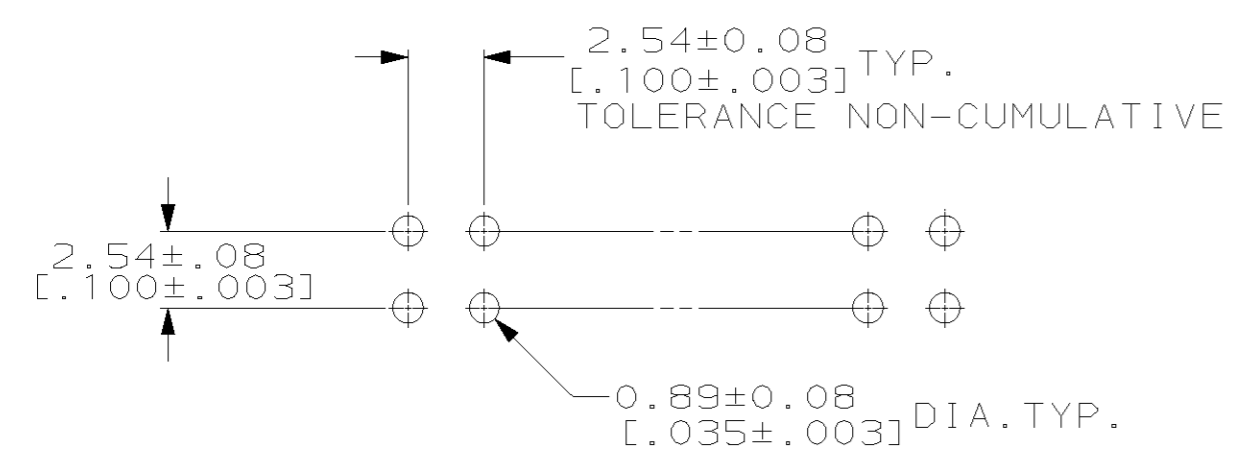


THIS DRAWING IS UNPUBLISHED. RELEASED FOR PUBLICATION .19  
 © COPYRIGHT 19 BY AMP INCORPORATED. ALL RIGHTS RESERVED.

LOC	DIST	REVISIONS					
		P	LTR	DESCRIPTION	DATE	DWN	APVD
AD	39			0 DRAWN	3/6/95	TH	GD
				A EC.0010-0436-95	8/1/95	TH	GD
				B EC.0010-0992-95	8/1/95	TH	GD
				C EC.0010-1181-95	11/6/95	TH	GD
				D EC.0430-0023-96	10/8/96	RB	GD
				E REV PER OG21-0244-98	30NOV99	BH	JG
				F REV PER OG3C-0249-99	03FEB99	BH	JG



1. ASSEMBLY MAY BE BROKEN TO THE DESIRED NUMBER OF POSITIONS
  2. TRUE POSITION TOLERANCE OF THE POSTS TIPS APPLIES WHEN THE HEADER IS HELD FLAT AGAINST THE PRINTED CIRCUIT BOARD.
- ③ THE NOTED DIMENSION APPLIES AT THE INTERSECTION OF THE POST AND HOUSING.
- ④ FINISH: 0.000127 [0.000005] GOLD ON CONTACT AREA, 0.00254-0.00508 [0.000100-.000200] TIN-LEAD ON SOLDER TAIL ALL OVER 0.00127 [0.000050] NICKEL.



RECOMMENDED HOLE LAYOUT

9.75 [0.384]	7.62 [0.300]	3	8	8	146221-2
7.21 [0.284]	5.08 [0.200]	2	6	6	146221-1
C	B	A	NO. OF ACTIVE POSN.	NO. OF POSN.	ASSEMBLY PART NUMBER

THIS DRAWING IS A CONTROLLED DOCUMENT FOR AMP INCORPORATED. IT IS SUBJECT TO CHANGE AND THE CONTROLLING ENGINEERING ORGANIZATION SHOULD BE CONTACTED FOR THE LATEST REVISION.		DWN	T. HOFFMAN	3/6/95	AMP Incorporated Harrisburg, PA 17105-3608			
DIMENSIONS:		CHK	G.DUBNICZKI	3/15/95				
TOLERANCES UNLESS OTHERWISE SPECIFIED:		APVD	G.DUBNICZKI	3/15/95				
mm		PRODUCT SPEC	NAME					
0 PLC ±- 1 PLC ±- 2 PLC ±0.13(.005) 3 PLC ±- 4 PLC ±- ANGLES ±0°30' FINISH		APPLICATION SPEC	HEADER ASSEMBLY, MOD II, BREAKAWAY, DOUBLE ROW, .100 X.100, VERTICAL, .025 SQUARE POST		SIZE	CAGE CODE	DRAWING NO	
MATERIAL: HOUSING: FLAME RETARDANT THERMOPLASTIC, COLOR: BLACK, POST: PHOSPHOR BRONZE		WEIGHT	-		A2	00779	C-146221	
		CUSTOMER DRAWING			SCALE	4:1	SHEET 1 OF 1	REV F

146221