




soberton inc.

PT PIEZO AUDIO TRANSDUCER

Acoustic Product Specification

Product Number: PT-2207



Release | Revision: D/2018

CONTENTS

This document contains the technical specifications for the Piezo Audio Transducer.

Page 1

Specifications

Mechanical Characteristics

Page 2

Environment Test

Reliability Test

Page 3

Inspection Fixture

Frequency Response

Recommended Wave Soldering Temperature Curve

Page 4

Dimensions

Page 5

Packing

Specifications

Item	Unit	Specification	Condition
Rated Voltage	Vp-p	10.0	
Operating Voltage	Vp-p	30 Max.	
Mean Current	mA	8 Max.	At rated voltage
Capacitance at 30Hz	pF	12000±30%	
Sound Output	dB	85	At 10cm at rated voltage.
Rated Frequency	Hz	4000	
Operating Temp	°C	-20 ~ +70	
Storage Temp	°C	-30 ~ +80	
Dimension	mm	Ø22.0×H7.0	See attached drawing.
Weight	gram	2.0	
Material		PPO(Black)	
Terminal		Pin type (Plating Sn)	See attached drawing.
Environmental Protection Regulation		RoHS	

Test condition:

Temperature: +25±2°C Related Humidity: 65±5% Air Pressure: 86-106KPa

Mechanical Characteristics

Item	Test Condition	Evaluation Standard
Solderability	Lead terminals are immersed in rosin for 5 seconds and then immersed in the solder bath at +250±5°C for 3±1 seconds.	90% min. lead terminals shall be wet with solder. (Except the edge of terminal)
Soldering Heat Resistance	Lead terminals are immersed in the soldering bath at +250±5°C for 3±1 seconds.	No interference in operation.
Terminal Mechanical Strength	The force of 9.8N is applied to each terminal in axial direction for 10 seconds.	No damage and cutting off.
Vibration	The buzzer shall be measured after a vibration of amplitude of 1.5mm with 10Hz to 55Hz band of vibration frequency is applied to each of 3 perpendicular directions for 2 hours.	The value of oscillation frequency current consumption should be in ±10% compared with initial ones. The SPL should be in ±10dB compared with initial one.
Drop Test	The part is dropped from a height of 75cm onto a 40mm thick wooden board 3 times in 3 axes (X,Y,Z). A total of 9 times.	



soberton inc.

PT PIEZO AUDIO TRANSDUCER

Acoustic Product Specification

Product Number: PT-2207



Release | Revision: D/2018

CONTENTS

This document contains the technical specifications for the Piezo Audio Transducer.

Page 1

Specifications

Mechanical Characteristics

Page 2

Environment Test

Reliability Test

Page 3

Inspection Fixture

Frequency Response

Recommended Wave Soldering Temperature Curve

Page 4

Dimensions

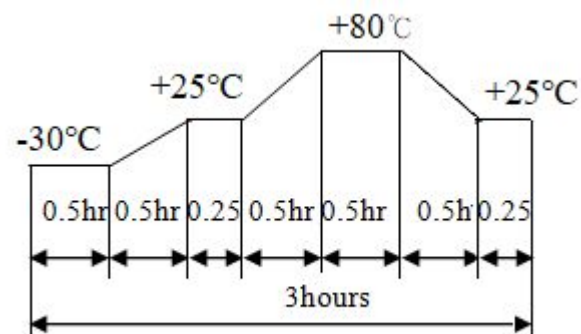
Page 5

Packing

Environment Test

Item	Test Condition	Evaluation Standard
High Temp. Test	The part is placed in a chamber at +80°C for 96 hours.	After the test, the part shall meet specifications without any degradation in appearance and performance except SPL. After 4 hours at +25°C ±2°C, the SPL should be in ±10dBA compared with initial one.
Low Temp. Test	The part is placed in a chamber at -30°C for 96 hours.	
Humidity Test	The part is placed in a chamber at +70°C, and 90±5% relative humidity for 96 hours.	

Temp/Humidity Cycle
The part shall be subjected to 5 cycles, Each cycle shall consist of:



Reliability Test

Item	Test Condition	Evaluation Standard
Operating Life Test	1. Continuous Life Test 48 hours of continuous operation at +55°C with the maximum rated voltage applied.	After the test, the part shall meet specifications without any degradation in appearance and performance except SPL. After 4 hours at +25°C ±2°C, the SPL should be in ±10dBA compared with initial one.
	2. Intermittent Life Test A duty cycle of 1 minute on, 1 minute off, a minimum of 1000 times at +25±2°C and the maximum rated voltage applied.	

Standard Test Condition:

- a) Temperature: +5~+35°C
- b) Humidity: 45~85%
- c) Pressure: 86~106KPa



soberton inc.

PT PIEZO AUDIO TRANSDUCER

Acoustic Product Specification

Product Number: PT-2207



Release | Revision: D/2018

CONTENTS

This document contains the technical specifications for the Piezo Audio Transducer.

Page 1

Specifications

Mechanical Characteristics

Page 2

Environment Test

Reliability Test

Page 3

Inspection Fixture

Frequency Response

Recommended Wave Soldering Temperature Curve

Page 4

Dimensions

Page 5

Packing

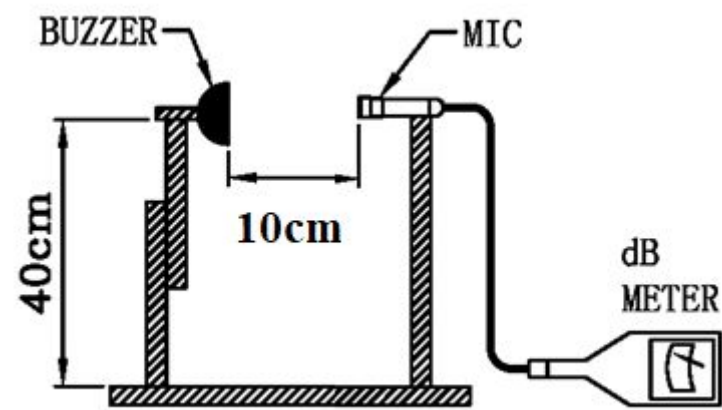
Inspection Fixture

S.P.L Measuring Circuit

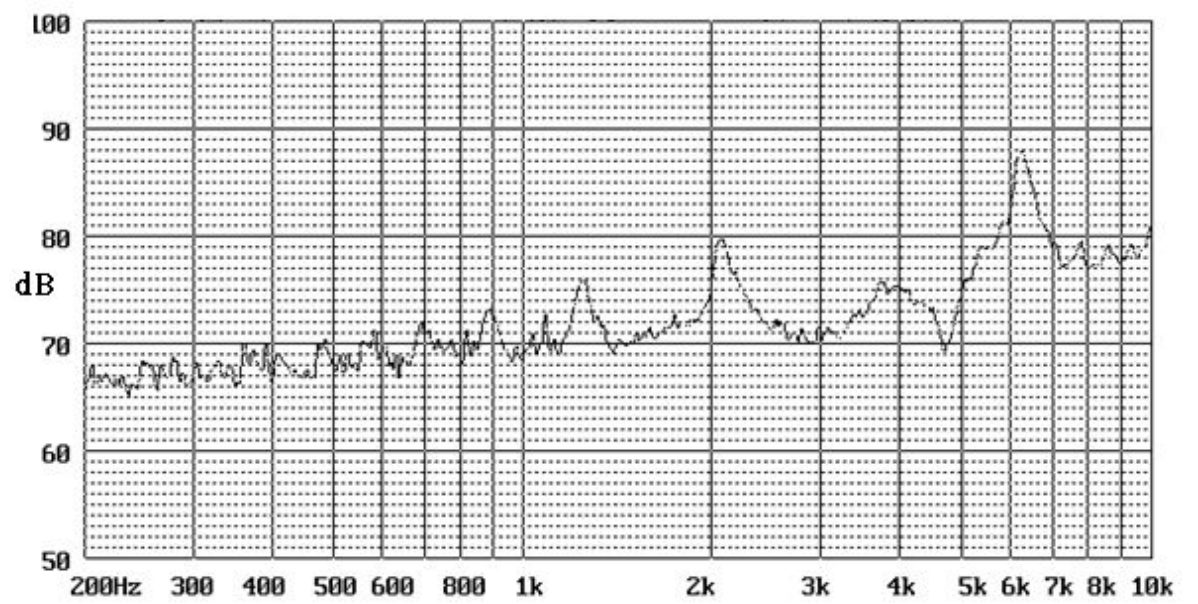
Input Signal: 10.0 Vp-p, square wave, 4000Hz

MIC: S.P.L meter TES1351B or equivalent

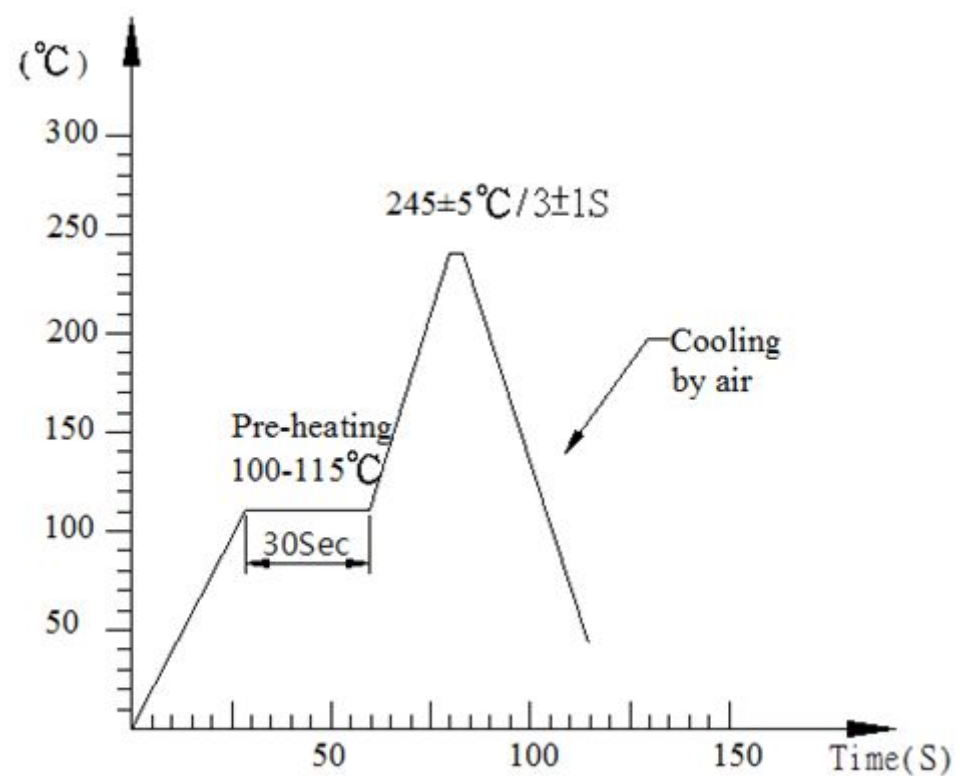
S.G: Hewlett Packard 33120A Function Generator or equivalent



Frequency Response



Recommended Wave Soldering Temperature Curve





soberton inc.

PT PIEZO AUDIO TRANSDUCER

Acoustic Product Specification

Product Number: PT-2207



Release | Revision: D/2018

CONTENTS

This document contains the technical specifications for the Piezo Audio Transducer.

Page 1

Specifications

Mechanical Characteristics

Page 2

Environment Test

Reliability Test

Page 3

Inspection Fixture

Frequency Response

Recommended Wave Soldering Temperature Curve

Page 4

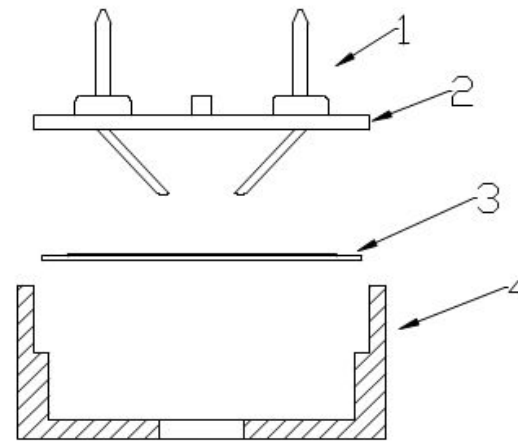
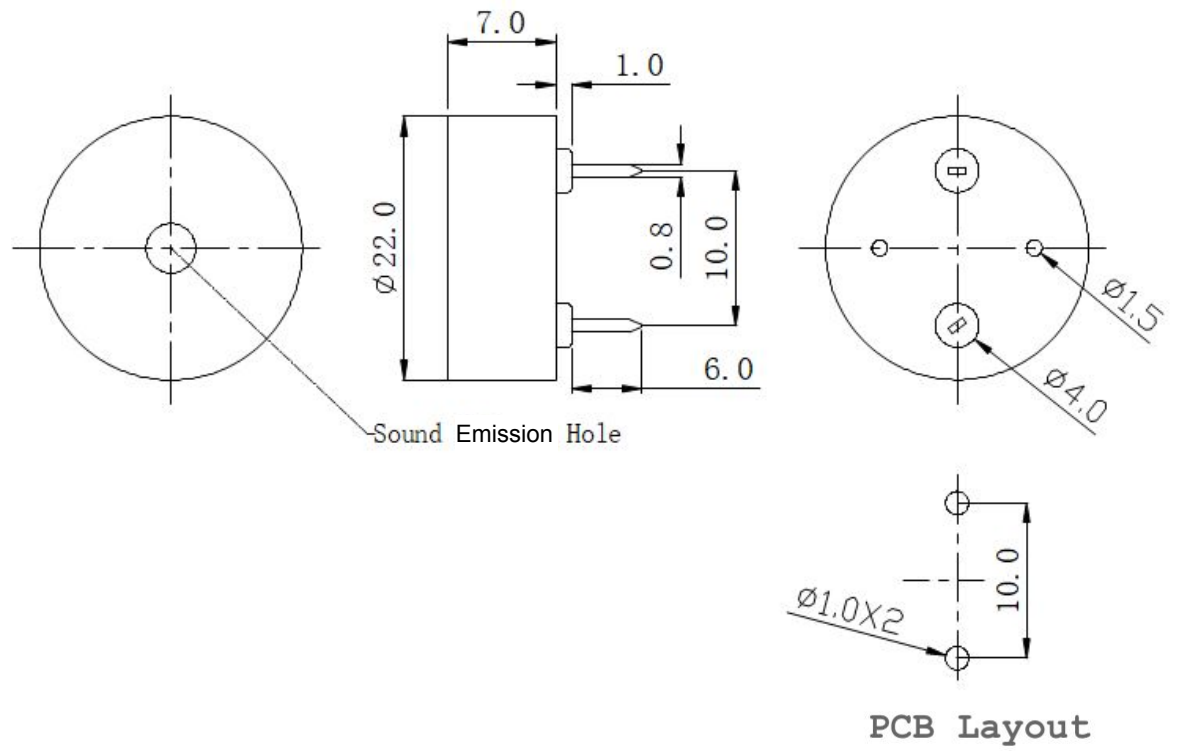
Dimensions

Page 5

Packing

Dimensions

Tolerance: ± 0.5 (unit: mm)



No.	Part Name	Material	Quantity
1	Pin	Copper	2
2	Case	PPO	1
3	Piezo	Brass + Ceramic	1
4	Case	PPO	1



soberton inc.

PT PIEZO AUDIO TRANSDUCER

Acoustic Product Specification

Product Number: PT-2207



Release | Revision: D/2018

CONTENTS

This document contains the technical specifications for the Piezo Audio Transducer.

Page 1

Specifications

Mechanical Characteristics

Page 2

Environment Test

Reliability Test

Page 3

Inspection Fixture

Frequency Response

Recommended Wave Soldering Temperature Curve

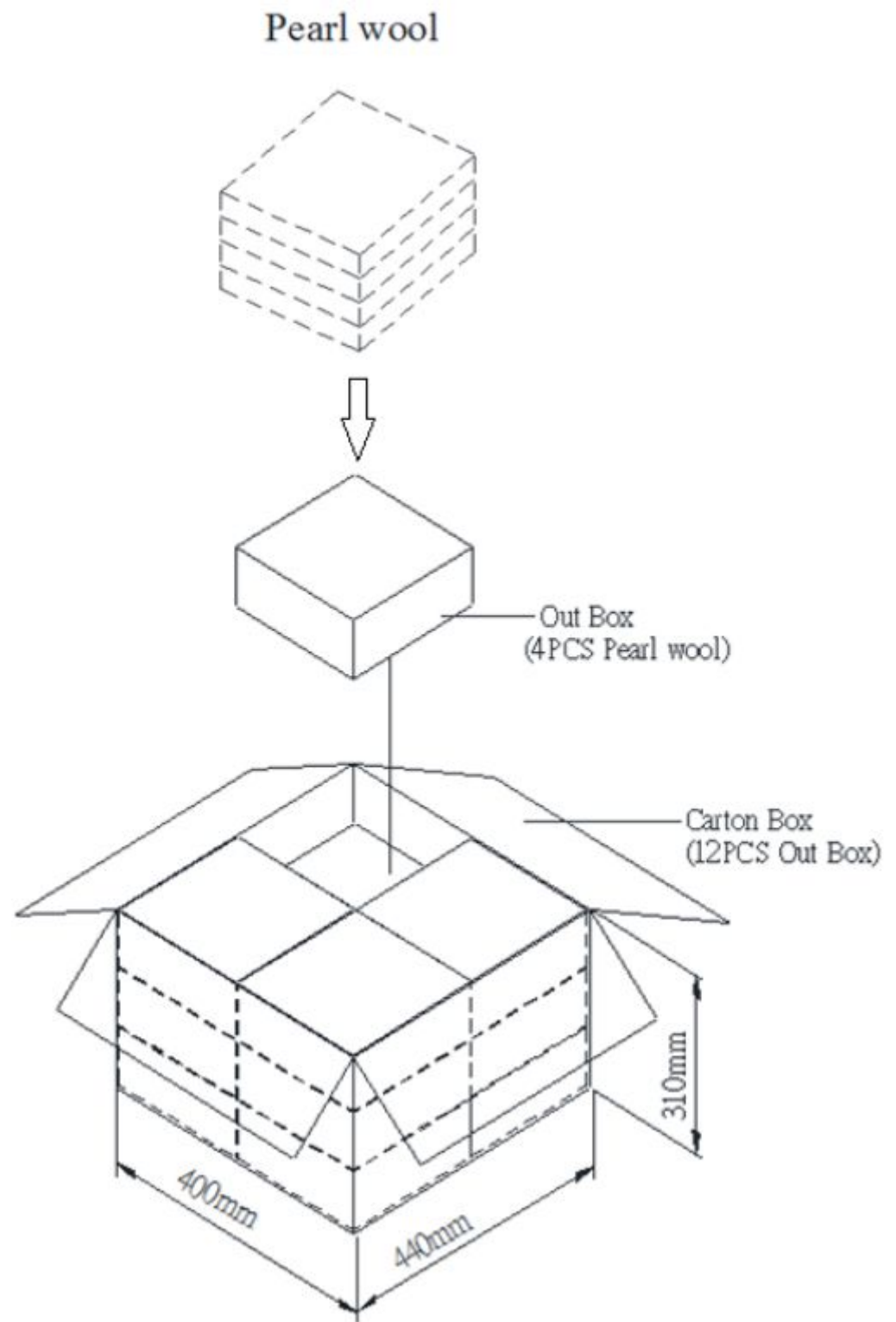
Page 4

Dimensions

Page 5

Packing

Packing



Packing Box	L x W x H (mm)	Quantity (pcs)
Pearl Wool	180 x 160 x 10	60
Out Box	210 x 210 x 220	240
Carton	440 x 440 x 310	2,880