



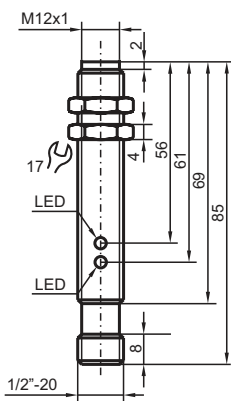
Inductive sensor

NMB2-12GM85-US-FE-V12

- Stainless steel sensing face
- Sensing range 2 mm
- 2-wire AC/DC
- Ferrous targets



Dimensions



Technical Data

General specifications

Switching function		Normally open (NO)
Output type		Two-wire
Rated operating distance	s_n	2 mm
Installation		flush
Output polarity		AC/DC
Assured operating distance	s_a	0 ... 1.62 mm
Actuating element		Ferrous targets
Reduction factor r_{Al}		0
Reduction factor r_{Cu}		0
Reduction factor r_{304}		0.4 - 0.7
Reduction factor r_{S137}		1
Reduction factor r_{Brass}		0
Output type		2-wire

Nominal ratings

Operating voltage DC	U_B	20 ... 300 V
Operating voltage AC	U_B	20 ... 250 V
Switching frequency	f	30 Hz
Hysteresis	H	3 ... 15 typ. 5 %
Reverse polarity protection		yes
Short-circuit protection		yes
Voltage drop	U_d	≤ 7 V
Operating current	I_L	8 ... 200 mA
Off-state current	I_r	≤ 1.3 mA
Error indicator		LED, green/yellow (Alternate Flashing) - Short circuit/overload indication

Release date: 2022-06-21 Date of issue: 2022-06-21 Filename: 900126_eng.pdf

Refer to "General Notes Relating to Pepperl+Fuchs Product Information".

Pepperl+Fuchs Group
www.pepperl-fuchs.com

USA: +1 330 486 0001
fa-info@us.pepperl-fuchs.com

Germany: +49 621 776 1111
fa-info@de.pepperl-fuchs.com

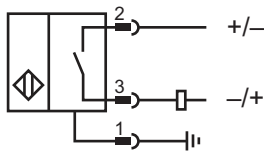
Singapore: +65 6779 9091
fa-info@sg.pepperl-fuchs.com

PF PEPPERL+FUCHS

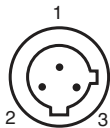
Technical Data

Indicators/operating means		
Operation indicator		Dual LED Green: power Yellow: output
Compliance with standards and directives		
Standard conformity		
Standards		EN 60947-5-2:2007 IEC 60947-5-2:2007
Approvals and certificates		
UL approval		cULus Listed, General Purpose
CSA approval		cCSAus Listed, General Purpose
CCC approval		Certified by China Compulsory Certification (CCC)
Ambient conditions		
Ambient temperature		-25 ... 70 °C (-13 ... 158 °F)
Mechanical specifications		
Connection type		Connector plug 1/2"-20 UN , 3-pin
Housing material		Stainless steel 1.4305 / AISI 303
Sensing face		Stainless steel 1.4305 / AISI 303
Degree of protection		IP67 / IP68 / IP69K - cordset dependent according to cable specification

Connection



Connection Assignment



Wire colors

- | | |
|---|-------------------|
| 1 | GN (green) |
| 2 | RD/BK (red/black) |
| 3 | RD/WH (red/white) |

Accessories

	AB-12	Mounting aid
---	--------------	--------------

Release date: 2022-06-21 Date of issue: 2022-06-21 Filename: 900126_eng.pdf