



00-9175-00X-001-X06

PREFIX

SERIES

NO. OF WAYS

CODE	NO. OF WAYS
002	2
003	3

**AVX CONFIDENTIAL PROPRIETARY**  
 The document on this print and information therewith are  
**PROPRIETARY** to AVX and shall not be copied or disclosed  
 in whole or in part without AVX's written consent.

WIRE GAUGE SIZE

CODE	ACCEPTED WIRE GAUGE	WIRE INSULATION
001	28 GAUGE SOLID OR STRANDED 26 GAUGE SOLID OR STRANDED	MIN $\varnothing$ 0.70 MAX $\varnothing$ 1.00

COLOUR & APPROVAL

CODE	INSULATION COLOUR	AVAILABILITY
0	BLACK	SPECIAL ORDER - NON-UL
1	WHITE	SPECIAL ORDER - NON-UL
8	BLACK	SPECIAL ORDER - UL APPROVED
9	WHITE	STANDARD - UL APPROVED

PLATING OPTION

CODE	DESCRIPTION
06	PURE TIN ALL OVER

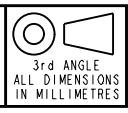
FOR DETAILS OF CAPS REFER TO SHEET 4&5.  
 FOR DETAILS OF TOOLING REFER TO SHEETS 6&7.



SHEET 1 OF 8

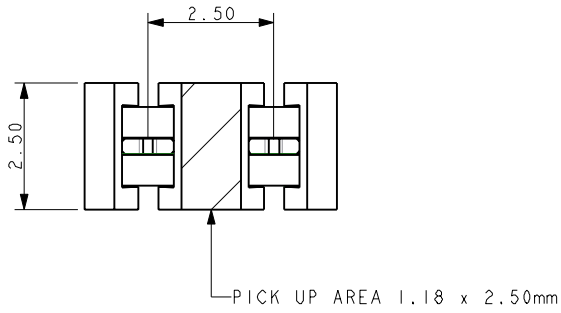
FORM-106-01-056-6 ISS 8

Release No.	History
102083	
102849	
03.02.2012	
102857	
24.02.2012	
102881	
21.05.2012	
102967	
01.03.2013	
103005	
19.06.2013	
103101	
13.02.2014	
103184	
31.10.2014	

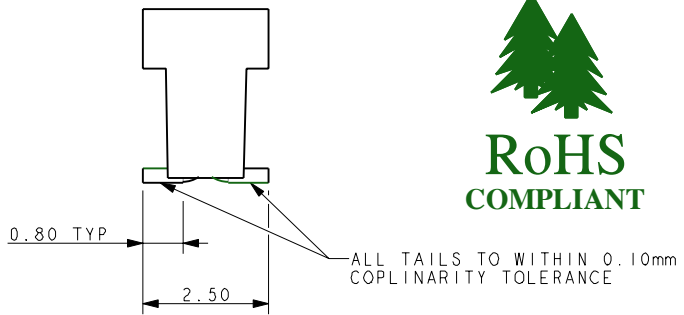
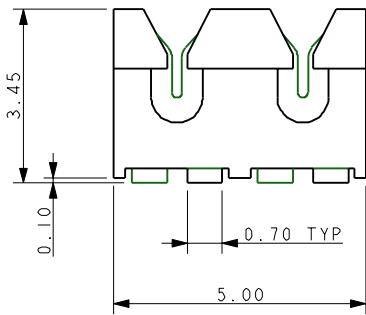


Drawn	Description	DATE
GKJ	26-28AWG IDC WIRE TO BOARD CONNECTOR	04-Apr-06
Size	Part Number	Issue
CV	00-9175-01S	12

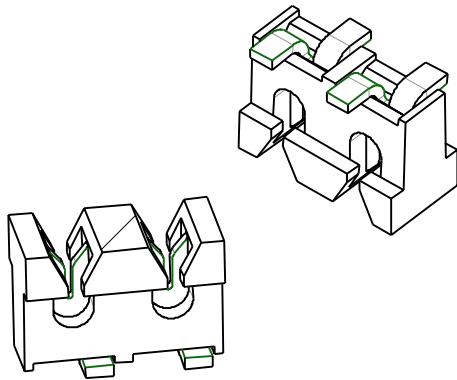
# 26-28 AWG 2 WAY IDC CONNECTOR



- NOTES:
- CONNECTOR FOR IDC WIRE TO BOARD CONNECTION.
  - CONTACT MATERIAL : PHOSPHORE BRONZE,  
INSULATION MATERIAL: HIGH TEMP NYLON 46,  
COLOUR REFER TO SHEET 1.
  - CONNECTOR DESIGNED TO ACCEPT 26 AND 28 GAUGE  
SOLID OR STRANDED WIRE.
  - ALL DIMS FOR REFERENCE UNLESS OTHERWISE STATED.
  - FOR FULL PRODUCT SPECIFICATION ON STANDARD  
CONNECTORS REFER TO ELCO SPEC 201-01-100,  
UL COMPONENTS REFER TO ELCO SPEC 201-01-100UL.
  - APPLICATION NOTES 201-01-124.
  - FOR UL PRODUCT CODES UL REFERENCE  
E90723 (US AND CANADA).
  - CONNECTOR OUTLINE.
  - ALL DIMENSIONS  $\pm 0.20$  UNLESS TOLERANCE SPECIFIED.

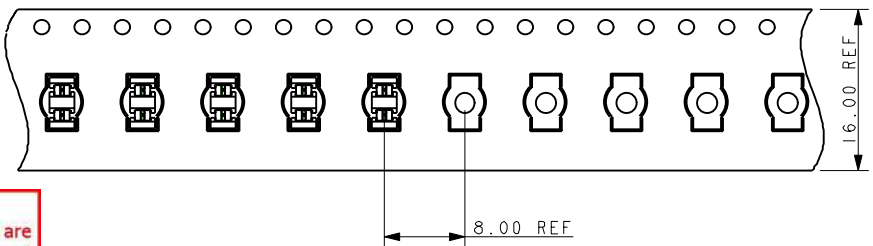

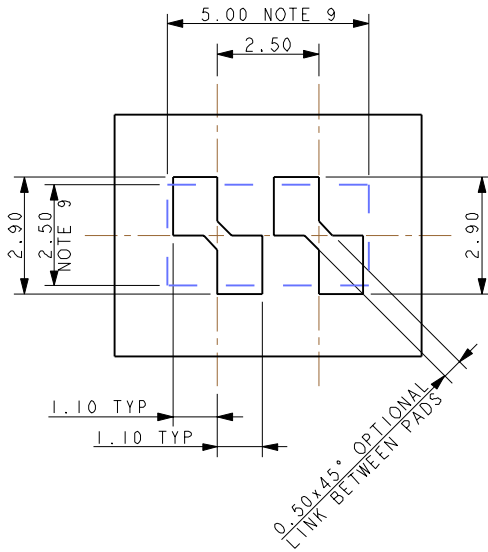


**SMT PCB LAYOUT**  
PURE TIN PADS



### PACKING DETAILS

REEL QTY	2000
LEADER	500mm
TRAILER	500mm



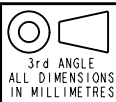
AVX CONFIDENTIAL PROPRIETARY

The document on this print and information therewith are PROPRIETARY to AVX and shall not be copied or disclosed in whole or in part without AVX's written consent.

SHEET 2 OF 8

FORM-106-01-036-6 ISS 8

Release No.	102083
History	102849
	03.02.2012
	102857
	24.02.2012
	102881
	21.05.2012
	102967
	01.03.2013
	103005
	19.06.2013
	103101
	13.02.2014
	103184
	31.10.2014

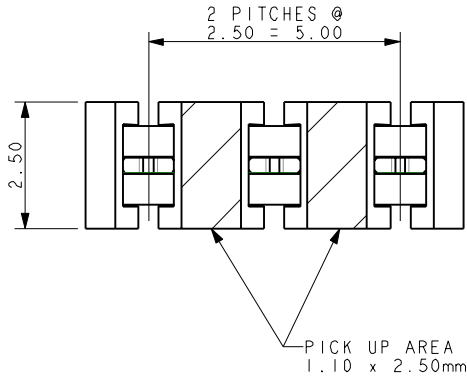


Drawn	GKJ
Size	CV

Description	26-28AWG IDC WIRE TO BOARD CONNECTOR
Part Number	00-9175-01S

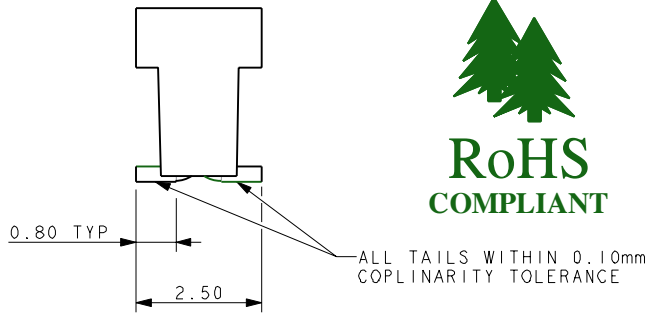
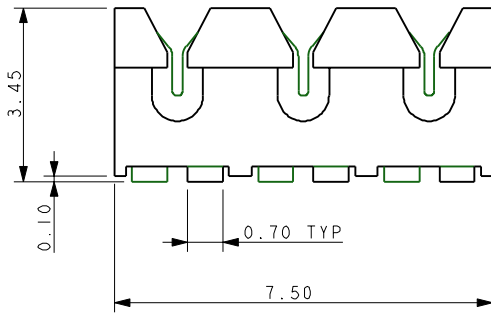
DATE	04-Apr-06
Issue	12

# 26-28 AWG 3 WAY IDC CONNECTOR

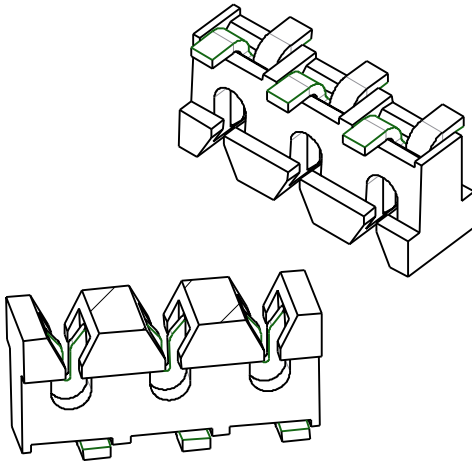


**NOTES:**

1. CONNECTOR FOR IDC WIRE TO BOARD CONNECTION.
2. CONTACT MATERIAL : PHOSPHORE BRONZE.  
INSULATION MATERIAL: HIGH TEMP NYLON 46,  
COLOUR REFER TO SHEET 1.
3. CONNECTOR DESIGNED TO ACCEPT 26 AND 28 GAUGE  
SOLID OR STRANDED WIRE.
4. ALL DIMS FOR REFERENCE UNLESS OTHERWISE STATED.
5. FOR FULL PRODUCT SPECIFICATION ON STANDARD  
CONNECTORS REFER TO ELCO SPEC 201-01-100,  
UL COMPONENTS REFER TO ELCO SPEC 201-01-100UL.
6. APPLICATION NOTES 201-01-124.
7. FOR UL PRODUCT CODES UL REFERENCE  
E90723 (US AND CANADA).
8. CONNECTOR OUTLINE.
9. ALL DIMENSIONS ±0.20 UNLESS TOLERANCE SPECIFIED.

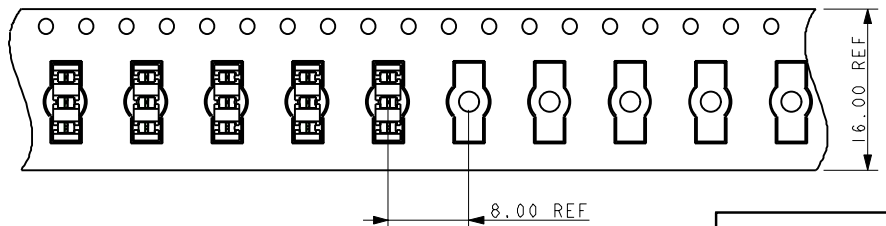

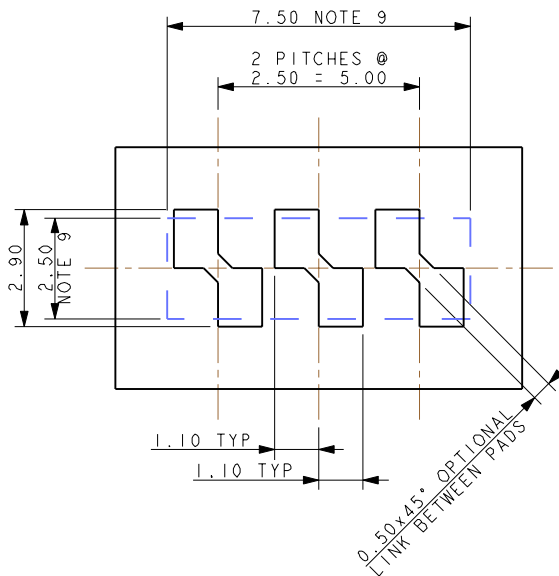


**SMT PCB LAYOUT**  
PURE TIN PADS



**PACKING DETAILS**

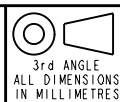
REEL QTY	2000
LEADER	500mm
TRAILER	500mm



**AVX CONFIDENTIAL PROPRIETARY**  
The document on this print and information therewith are  
PROPRIETARY to AVX and shall not be copied or disclosed  
in whole or in part without AVX's written consent.

FORM-106-01-036-6 ISS 8

Release No.	102083
History	102849
	03.02.2012
	102857
	24.02.2012
	102881
	21.05.2012
	102967
	01.03.2013
	103005
	19.06.2013
	103101
	13.02.2014
	103184
	31.10.2014

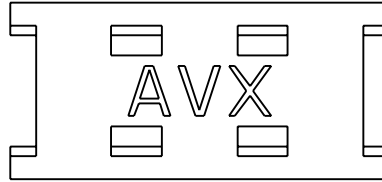


Drawn	GKJ	Description	26-28AWG IDC WIRE TO BOARD CONNECTOR	DATE	04-Apr-06
Size	CV	Part Number	00-9175-01S	Issue	12

# ACCESSORY CAP - THROUGH WIRE 60-9175-00X-010-X00

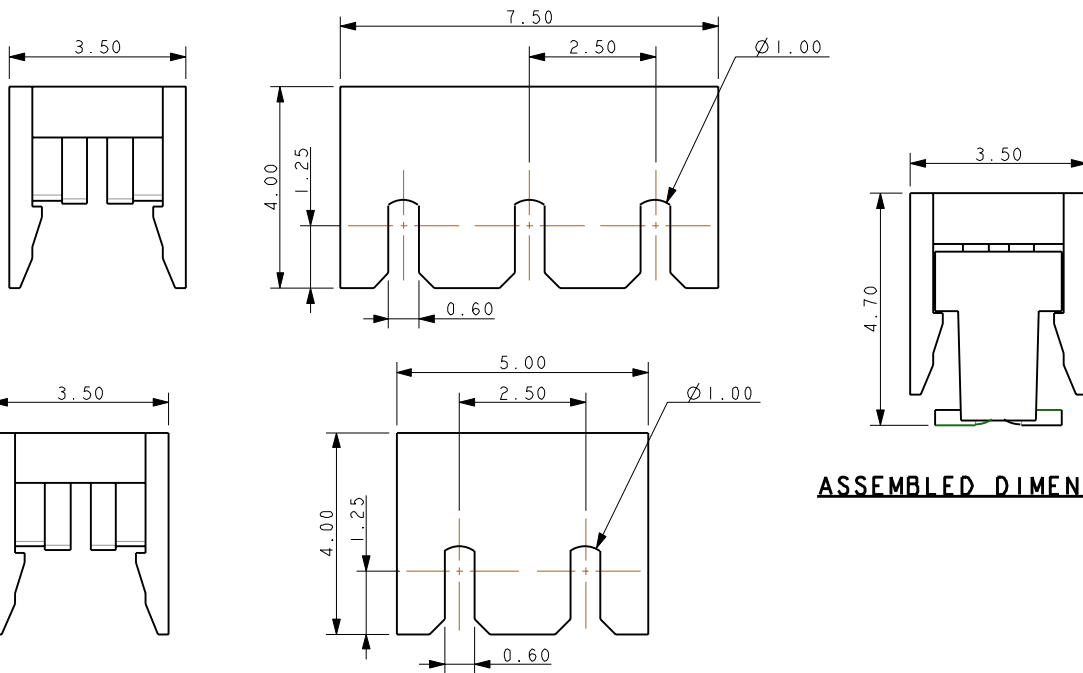
CODE	NO OF WAYS
002	2
003	3

CODE	COLOUR
000	BLACK
100	WHITE

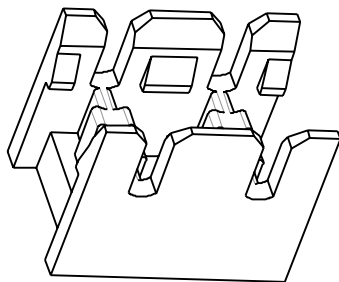


AVX CONFIDENTIAL PROPRIETARY

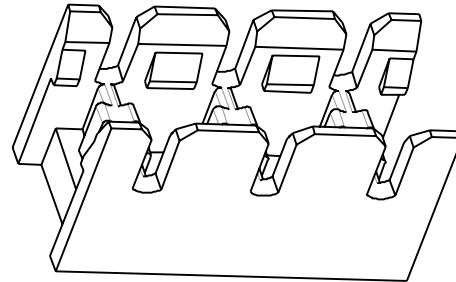
The document on this print and information therewith are PROPRIETARY to AVX and shall not be copied or disclosed in whole or in part without AVX's written consent.



**ASSEMBLED DIMENSIONS**



60-9175-002-010-X00



60-9175-003-010-X00

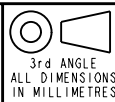
**NOTES :-**

1. CAP FOR IDC WIRE TO BOARD CONNECTOR, 2 & 3 WAY THROUGH WIRE.
2. THROUGH WIRE CAP CAN BE USED AT ANY POSITION ALONG A WIRE.
3. FOR USE WITH STANDARD 9175 IDC CONNECTORS,
4. CAP MATERIAL :- GLASS FILLED NYLON 46,  
COLOUR OPTIONS REFER TO TABLE.
5. CAPS DESIGNED TO ACCOMMODATE WIRES WITH INSULATION  
UP TO 1.00mm DIAMETER.
6. GENERAL TOLERANCE  $\pm 0.20$ .
7. PACKED IN BAGS, 1000 PIECES PER BAG.
8. ALL DIMENSIONS  $\pm 0.20$  UNLESS TOLERANCE SPECIFIED.

SHEET 4 OF 8

FORM-106-011-056-6 ISS 8

Release No.
102083
102849
03.02.2012
102857
24.02.2012
102881
21.05.2012
102967
01.03.2013
103005
19.06.2013
103101
13.02.2014
103184
31.10.2014



Drawn	GKJ
Size	CV

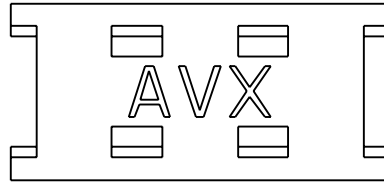
Description	26-28AWG IDC WIRE TO BOARD CONNECTOR
	Part Number 00-9175-01S

DATE	16-Sep-11
Issue	12

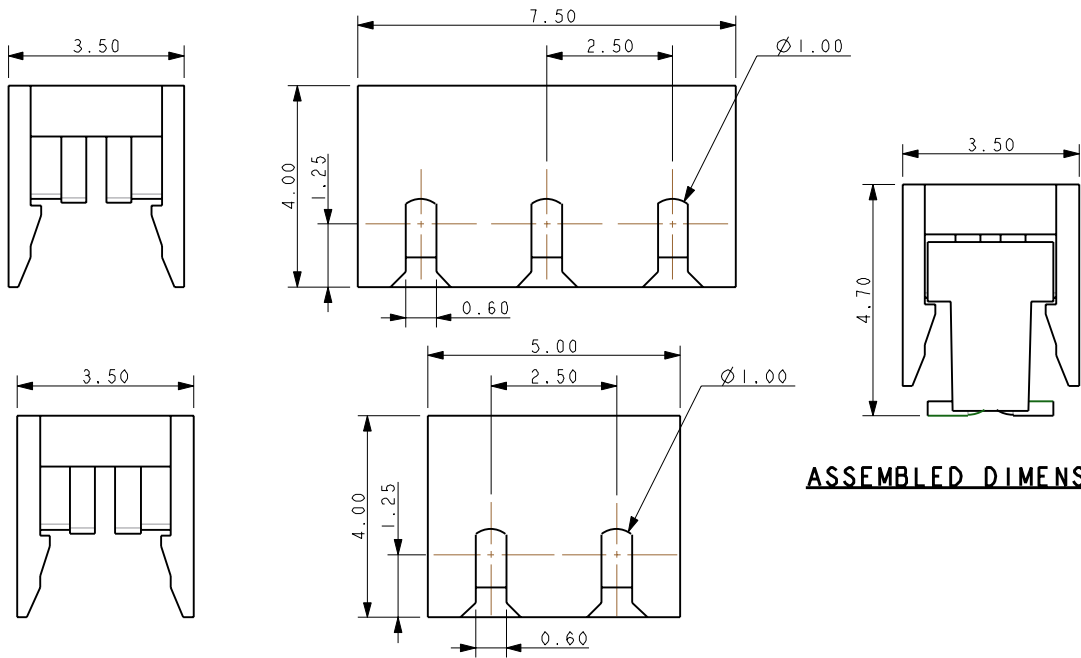
# ACCESSORY CAP - WIRE STOP 60-9175-00X-010-X99

CODE	NO OF WAYS
002	2
003	3

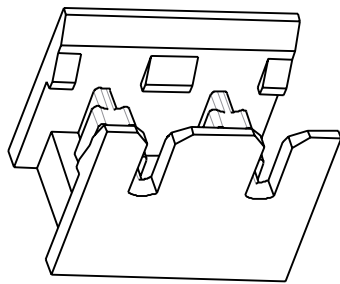
CODE	COLOUR
099	BLACK
199	WHITE



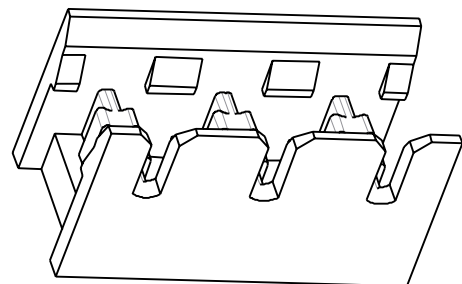
AVX CONFIDENTIAL PROPRIETARY  
The document on this print and information therewith are PROPRIETARY to AVX and shall not be copied or disclosed in whole or in part without AVX's written consent.



**ASSEMBLED DIMENSIONS**



60-9175-002-010-X99



60-9175-003-010-X99

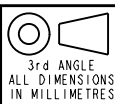
**NOTES :-**

1. CAP FOR IDC WIRE TO BOARD CONNECTOR, 2 & 3 WAY WIRE STOP.
2. WIRE STOP CAP FOR USE AT WIRE ENDS, STOP FACE PROTECTS THE WIRE ENDS.
3. FOR USE WITH STANDARD 9175 IDC CONNECTORS,
4. CAP MATERIAL :- GLASS FILLED NYLON 46,
5. COLOUR OPTIONS REFER TO TABLE.
6. CAPS DESIGNED TO ACCOMMODATE WIRES WITH INSULATION UP TO 1.00mm DIAMETER.
7. GENERAL TOLERANCE ±0.20.
8. PACKED IN BAGS, 1000 PIECES PER BAG.
9. ALL DIMENSIONS ±0.20 UNLESS TOLERANCE SPECIFIED.

SHEET 5 OF 8

FORM-106-01-056-6 ISS 8

Release No.
102083
102849
03.02.2012
102857
24.02.2012
102881
21.05.2012
102967
01.03.2013
103005
19.06.2013
103101
13.02.2014
103184
31.10.2014



Drawn <b>GKJ</b>
Size <b>CV</b>

26-28AWG IDC WIRE TO BOARD CONNECTOR	Description
	Part Number 00-9175-01S

DATE 16-Sep-11
Issue <b>12</b>

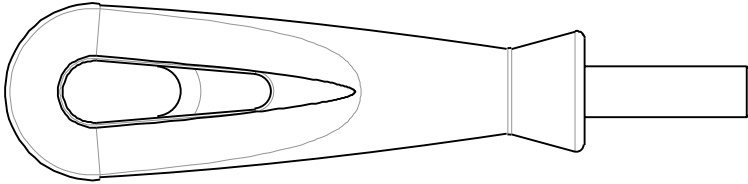
A

B

# A | B

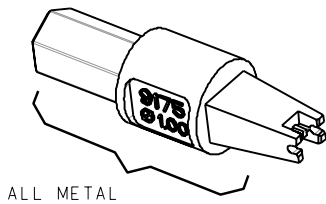
## HAND INSERTION TOOLING

SINGLE WIRE INSERTION TOOL  
FOR 26/28 GAUGE WIRE



### UNIVERSAL HANDLE

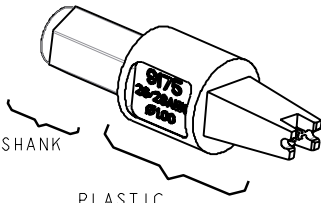
DETAILS	TOOL PART NUMBER
6.35 A/F HEX BIT HOLDER	06-7000-7730-01-000



ALL METAL

### HIGH PRODUCTION METAL

MAX INSULATION DIA	TOOL PART NUMBER
Ø 1.00	06-9175-7017-01-000



METAL SHANK

PLASTIC

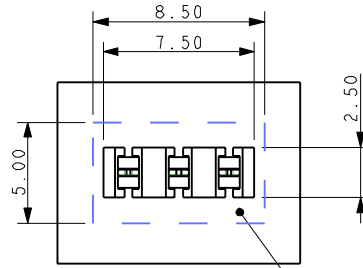
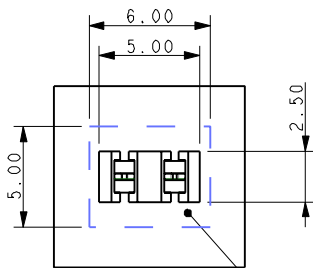
### MED PRODUCTION METAL/PLASTIC

MAX INSULATION DIA	TOOL PART NUMBER
Ø 1.00	06-9175-7016-01-000

AVX CONFIDENTIAL PROPRIETARY

The document on this print and information therewith are PROPRIETARY to AVX and shall not be copied or disclosed in whole or in part without AVX's written consent.

### CLEARANCE AREA ON PCB FOR HAND TOOLING



AREA TO BE KEPT CLEAR FOR TOOLING

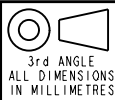
AREA TO BE KEPT CLEAR FOR TOOLING



SHEET 6 OF 8

FORM-106-01-056-6 ISS 8

Release No.	History
102083	
102849	
03.02.2012	
102857	
24.02.2012	
102881	
21.05.2012	
102967	
01.03.2013	
103005	
19.06.2013	
103101	
13.02.2014	
103184	
31.10.2014	



AVX

© COPYRIGHT AVX  
NOT TO BE DISCLOSED OR COPIED  
WITHOUT WRITTEN PERMISSION

Drawn GKJ	Description WIRE INSERTION TOOL - HAND
Size CV	Part Number 00-9175-01S

DATE 04-Apr-06	Issue 12
-------------------	-------------

A

B

A

B

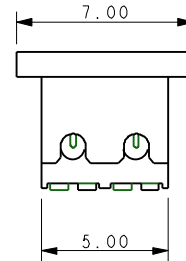
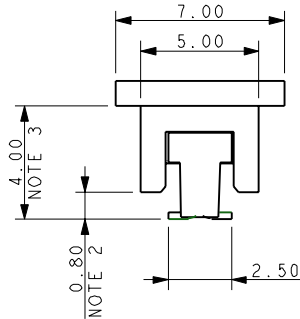
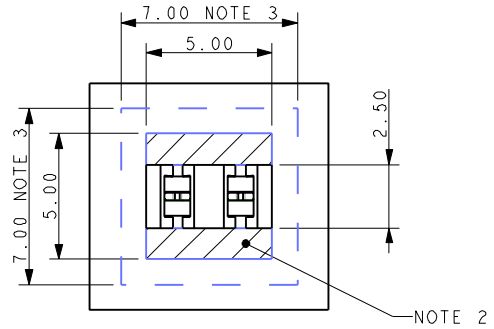
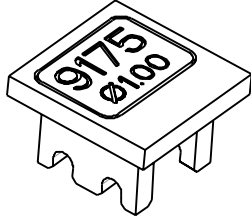
# INSERTION TOOLING

REQUIRES HAND PRESS WITH FLAT ROCK PLATES



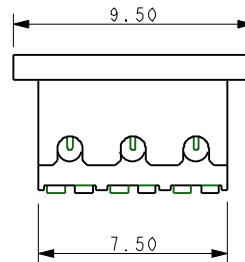
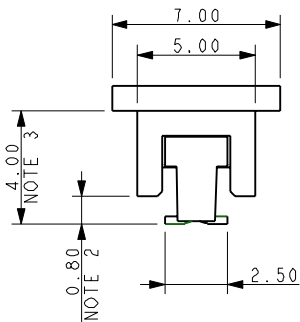
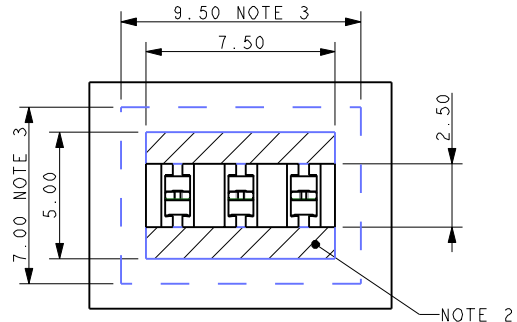
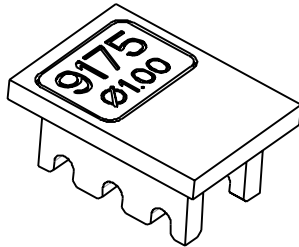
## 2 WAY TOOL

TOOL NUMBER 06-9175-7017-01-002  
 SKETCH SHOWS PCB RESTRICTED AREAS FOR ASSEMBLY TOOLING



## 3 WAY TOOL

TOOL NUMBER 06-9175-7017-01-003  
 SKETCH SHOWS PCB RESTRICTED AREAS FOR ASSEMBLY TOOLING



**AVX CONFIDENTIAL PROPRIETARY**  
 The document on this print and information therewith are  
 PROPRIETARY to AVX and shall not be copied or disclosed  
 in whole or in part without AVX's written consent.

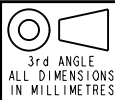
### NOTES :-

1. DIMENSIONS SHOWN ARE REFERENCE DIMENSIONS.
2. MAXIMUM COMPONENT HEIGHT 0.80mm IN THIS AREA.
3. MAXIMUM COMPONENT HEIGHT 4.00mm IN THIS AREA.
4. THE SAME RESTRICTIONS APPLY TO ALL WIRE INSULATION DIAMETERS.

SHEET 7 OF 8

FORM-106-01-056-6 ISS 8

Release No.
History
102083
102849
03.02.2012
102857
24.02.2012
102881
21.05.2012
102967
01.03.2013
103005
19.06.2013
103101
13.02.2014
103184
31.10.2014



Drawn	GKJ
Size	CV

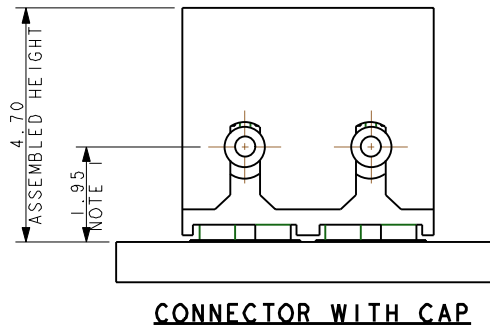
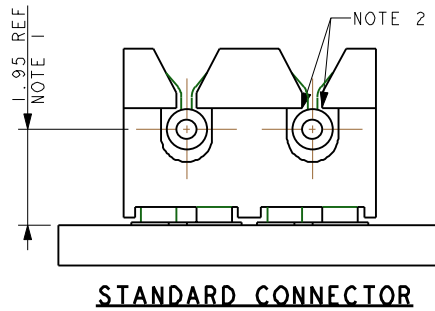
Description	WIRE INSERTION TOOL - PRESS
Part Number	00-9175-01S

DATE	15-Oct-09
Issue	12

A

B

# ASSEMBLED CONNECTOR



**NOTES :-**

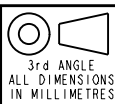
1. ASSEMBLED HEIGHTS INCLUDE A 0.10mm ALLOWANCE FOR PAD AND SOLDER THICKNESS, NO ALLOWANCE HAS BEEN MADE FOR ANY SOLDER RESIST OR OTHER FEATURES.
2. WHEN THE WIRE IS ASSEMBLED THE INSULATION SHOULD BE TRAPPED BY THESE EDGES.

**AVX CONFIDENTIAL PROPRIETARY**  
 The document on this print and information therewith are PROPRIETARY to AVX and shall not be copied or disclosed in whole or in part without AVX's written consent.

SHEET 8 OF 8

FORM-106-01-056-6 ISS 8

Release No.	102083
History	102849
	03.02.2012
	102857
	24.02.2012
	102881
	21.05.2012
	102967
	01.03.2013
	103005
	19.06.2013
	103101
	13.02.2014
	103184
	31.10.2014



Drawn	GKJ
Size	CV

Description	26-28AWG IDC WIRE TO BOARD CONNECTOR
Part Number	00-9175-01S

DATE	19-Jun-13
Issue	12