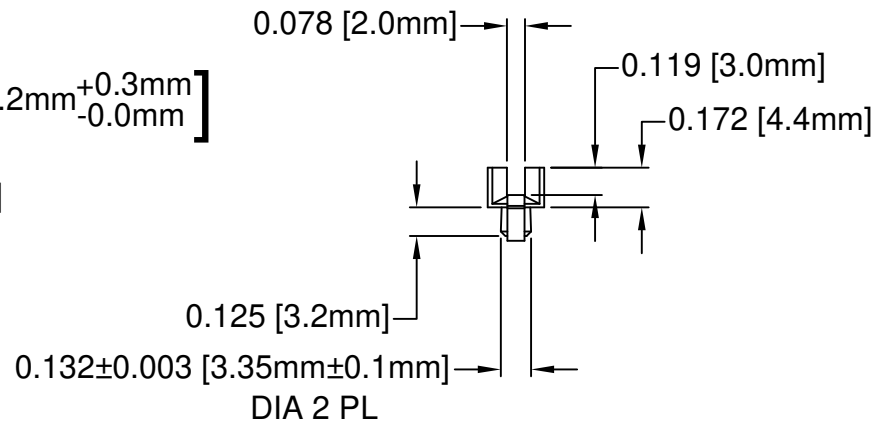
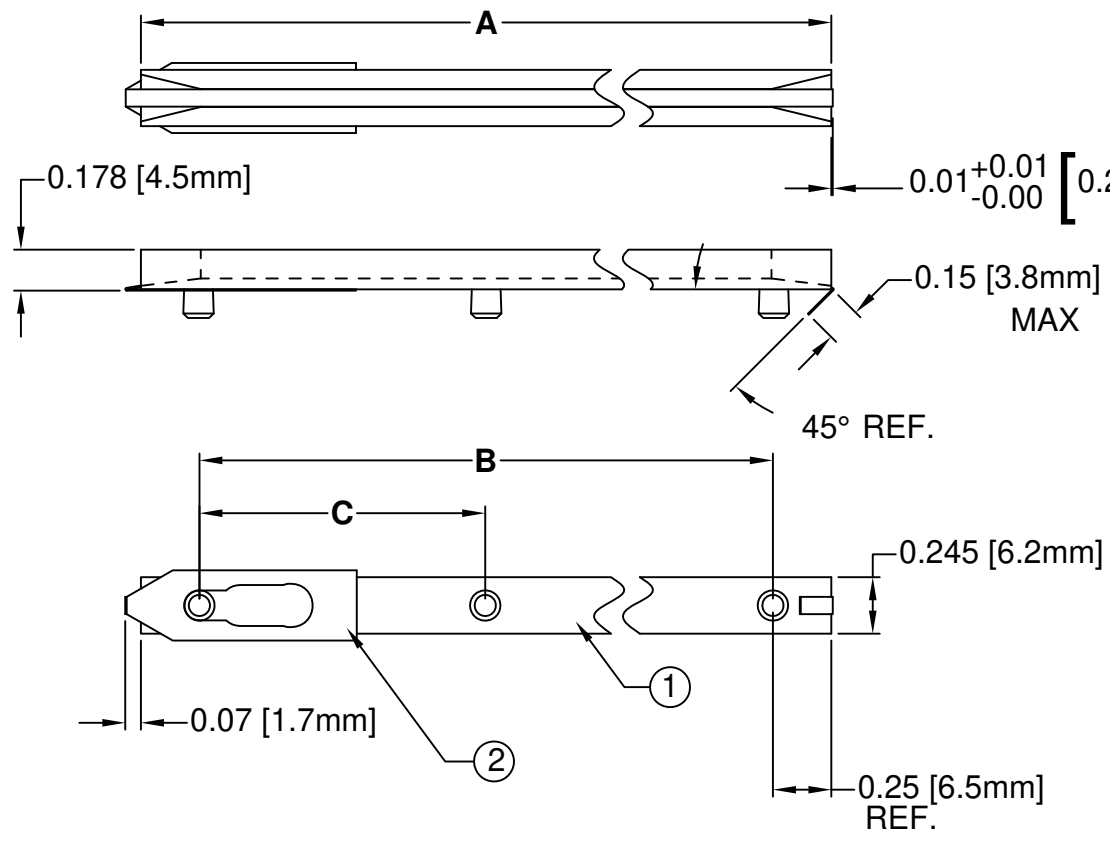
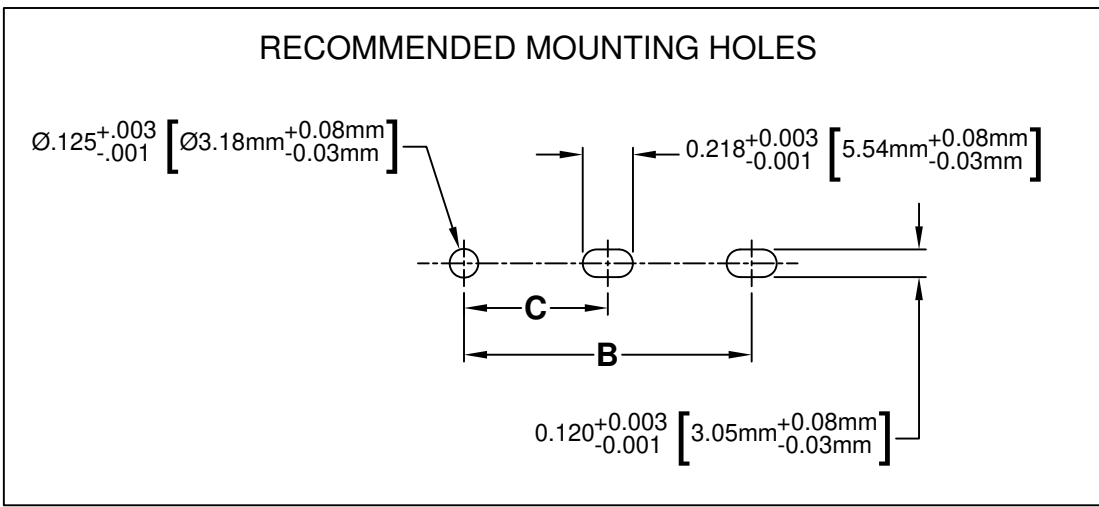


| ITEM | QTY | PART NUMBER | PART DESCRIPTION |
|------|-----|----------------|----------------------------|
| 1 | 1 | N-XXX-X | NARROW PRESS-IN CARD GUIDE |
| 2 | 1 | CS-600-F XX.XX | CONDUCTIVE INSERT |

| REV. | DESCRIPTION | DATE | APPROVED |
|------|---------------------------------|----------|----------|
| B | Eco#388, Engineering Update. | 05/01/03 | M. C. |
| C | CI Length (.15" max) Update. | 10/06/09 | T. Y. |
| D | Engineering Update w/o Changes. | 05/17/16 | J. C. |



| PART NO. | CONDUCTIVE INSERT | A ±.030 (.76) | B ±.024 (.61) | C ±.016 (.41) |
|------------|-------------------|------------------|------------------|------------------|
| N-250-2-CI | CS-600-F 10.75 | 2.5 (63.5) | 2.0 (50.8) | -- |
| N-300-2-CI | CS-600-F 10.75 | 3.0 (76.2) | 2.5 (63.5) | -- |
| N-350-2-CI | CS-600-F 10.75 | 3.5 (88.9) | 3.0 (76.2) | -- |
| N-400-2-CI | CS-600-F 10.75 | 4.0 (101.6) | 3.5 (88.9) | -- |
| N-450-2-CI | CS-600-F 10.75 | 4.5 (114.3) | 4.0 (101.6) | -- |
| N-500-2-CI | CS-600-F 10.75 | 5.0 (127.0) | 4.5 (114.3) | -- |
| N-550-2-CI | CS-600-F 10.75 | 5.5 (139.7) | 5.0 (127.0) | -- |
| N-600-2-CI | CS-600-F 10.75 | 6.0 (152.4) | 5.5 (139.7) | -- |
| N-650-2-CI | CS-600-F 10.75 | 6.5 (165.1) | 6.0 (152.4) | -- |
| N-700-2-CI | CS-600-F 10.75 | 7.0 (177.8) | 6.5 (165.1) | -- |
| N-700-3-CI | CS-600-F 10.75 | 7.0 (177.8) | 6.5 (165.1) | 3.25 (82.5) |
| N-750-2-CI | CS-600-F 10.75 | 7.5 (190.5) | 7.0 (177.8) | -- |
| N-750-3-CI | CS-600-F 10.75 | 7.5 (190.5) | 7.0 (177.8) | 3.50 (88.9) |
| N-800-2-CI | CS-600-F 10.75 | 8.0 (203.2) | 7.5 (190.5) | -- |
| N-800-3-CI | CS-600-F 10.75 | 8.0 (203.2) | 7.5 (190.5) | 3.75 (95.2) |
| N-850-2-CI | CS-600-F 14.00 | 8.5 (215.9) | 8.0 (203.2) | -- |
| N-850-3-CI | CS-600-F 14.00 | 8.5 (215.9) | 8.0 (203.2) | 4.00 (101.6) |



STANDARD TOLERANCE
(UNLESS OTHERWISE SPECIFIED)

| | DECIMALS | ANGULAR |
|------|----------|---------|
| .X | ±.1 | X° ± 1° |
| .XX | ±.01 | |
| .XXX | ±.005 | |

DESIGNED: **M. Chen** DATE: **02/06/03**

CHECKED: **D. Green** DATE: **02/06/03**

BIVAR[®]
4 THOMAS, IRVINE, CA. 92618
TEL: (949) 951-8808 FAX: (949) 951-3974

TITLE: NARROW PRESS-IN CARD GUIDE W/ CONDUCTIVE INSERT

PART NO: N-XXX-X-CI REVISION: D

CAGE CODE : 32559 SHEET # 1 OF 1

CAD GENERATED DOCUMENT, DO NOT MEASURE DRAWING.