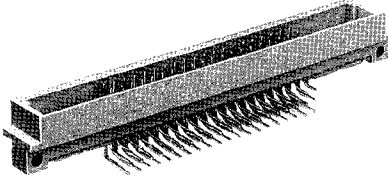


Type M Right Angle Pin Assemblies with Solder Posts, for Power and Coaxial Contacts

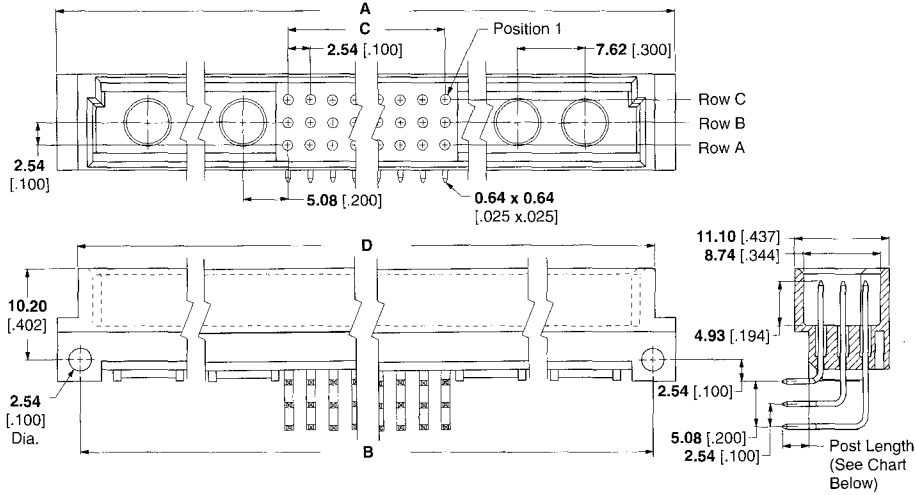


Material

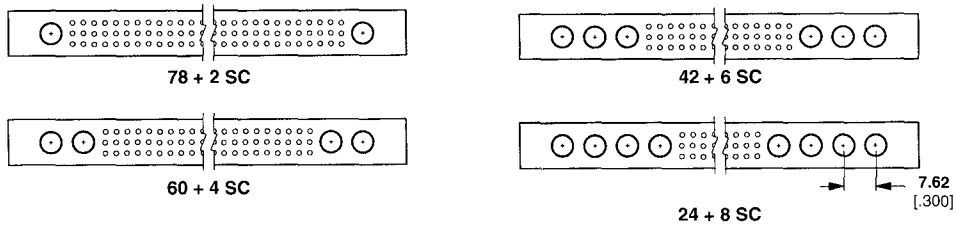
- Housing** — Glass filled polymer
- Contacts** — Copper alloy
- DIN II Plating**

Related Product Data

- DIN Performance Levels** — Page 7
- Performance Specifications** — Page 8
- Mateable Connectors** — Page 44, 45, 46, 47
- PC Board Hole Layout** — Page 61
- Technical Documents** — Page 74:
DIN Specification 41612
IEC Specification 60603-2
Instruction Sheet 408-6927



Contact Arrangement



Type M Assemblies

Number of Positions	Rows Loaded	Dimensions				Post Length	DIN Level	Part Number	
		A Max.	B	C	D				
78+2 SC	A,B,C	94.00	88.90	63.50	87.76	2.64	II	148411-5	
		3.700	3.500	2.500	3.455	.104		I	2-1393644-9
						.118		II	1-1393645-7
52+2 SC	A,C	94.00	88.90	63.50	87.76	3.00	II	1-1393645-9	
		3.700	3.500	2.500	3.455	.118			
60+4 SC	A,B,C	94.00	88.90	48.26	87.76	2.64	II	148412-5	
		3.700	3.500	1.900	3.455	.104		I	2-1393644-7
						.118		II	1-1393645-0
40+4 SC	A,C	94.00	88.90	48.26	87.76	3.00	II	1-1393645-1	
		3.700	3.500	1.900	3.455	.118		1-1393645-3 ¹	
42+6 SC	A,B,C	94.00	88.90	33.02	87.76	2.64	II	148413-5	
		3.700	3.500	1.300	3.455	.104		I	2-1393644-6
						.118		II	1393645-7
24+8 SC	A,B,C	94.00	88.90	17.78	87.76	2.64	II	148414-5	
		3.700	3.500	.700	3.455	.104			1393645-3
						.118			

¹ With boardlocks.

Note: Select Load and MFBL available upon request, contact Tyco Electronics at the numbers listed below.