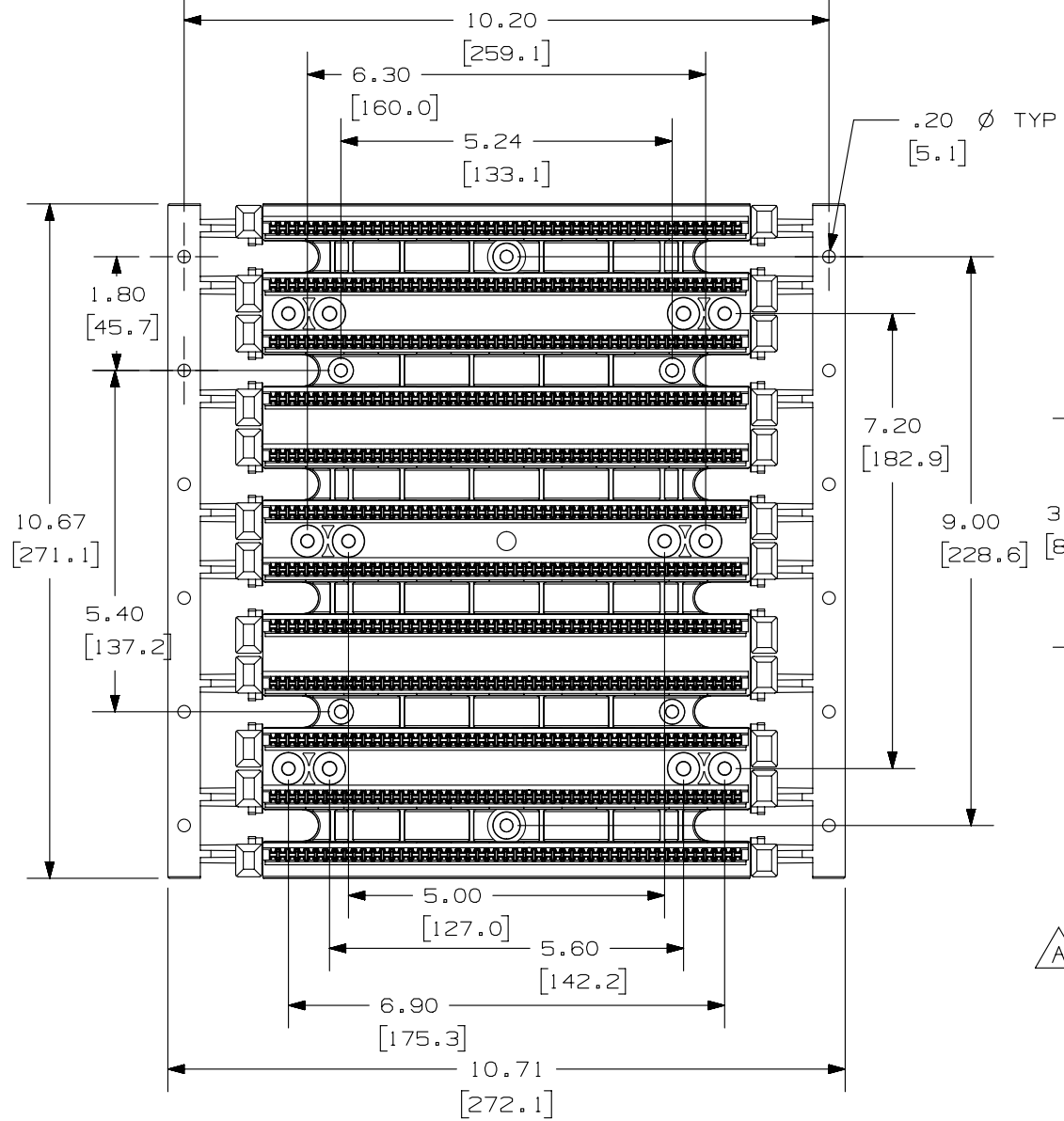
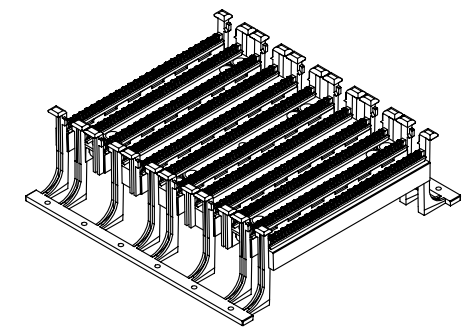
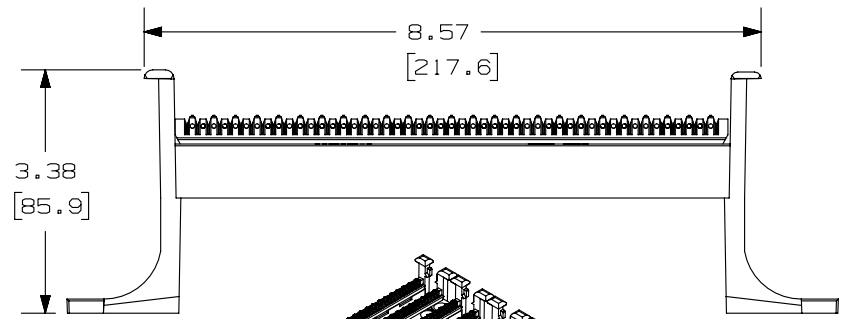


THIS COPY IS PROVIDED ON A RESTRICTED BASIS AND IS NOT TO BE USED IN ANY WAY DETRIMENTAL TO THE INTERESTS OF PANDUIT CORP.



PANDUIT PART NO.	WEIGHT
P110BW300-X	1.48 LB/EACH 670 g/EACH

- NOTE:
1. DIMENSIONS ARE NOMINAL UNLESS OTHERWISE SPECIFIED.
 2. TOOTH GEOMETRY IN WIRE SEPARATOR SIMPLIFIED FOR DRWG CLARITY.
 3. WIRE SEPARATOR MARKED ACCORDING TO 25-PAIR TIP COLOR SCHEME.
 4. DIMENSIONS IN [] ARE IN METRIC UNITS.



PART NUMBER		P110BW300-X	
TITLE			
110 PUNCHDOWN SYSTEM 300 PAIR BASE WITH LEGS			
CUSTOMER DRAWING			
ITEM REVISION NAME		M00142CI/00	
DATASET FILE NAME		M00142CI_DC35/00B	
UNLESS OTHERWISE SPECIFIED, DIMENSIONAL TOLERANCES ARE: IN [mm]		MATERIAL:	
.x ± .xx ± .03 [.8]		.xxx ± .010 [.3]	
ANGLES ±		DRAWING NUMBER:	
THIRD ANGLE PROJECTION		00142-35	
DRAWN BY	DATE	CHK	SCALE
JSP	11-22-99	CEF	NONE
SHT 1 OF 1			SIZE
			A

REV	DATE	BY	CHK	APR	DESCRIPTION	ECN
1	5-27-14	MDJR	REFR	MMR	A. UPDATED TITLE BLOCK	00142-35
R	11-22-99	JSP	CEF	CEF	RELEASED TO PRODUCTION	00142-35

D10100DA/14