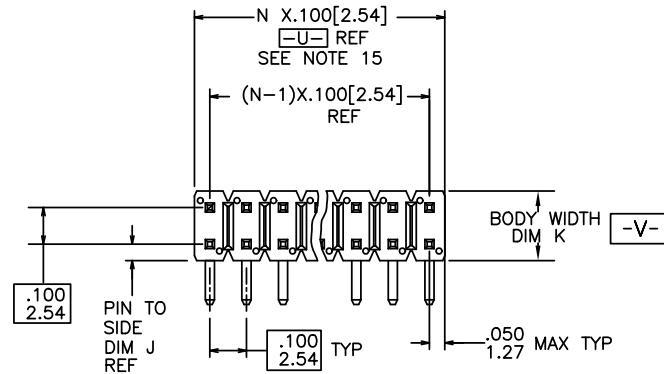


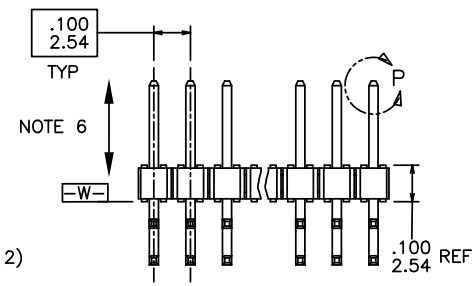
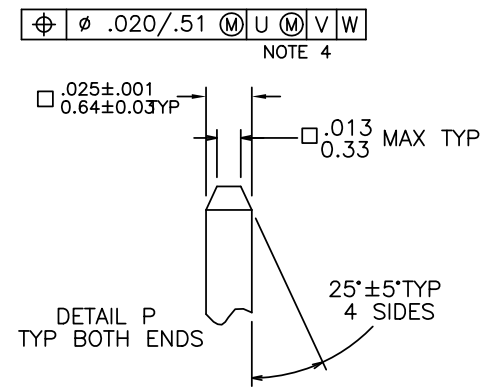
PRODUCT NUMBER

XXXXX-YYY HTLF

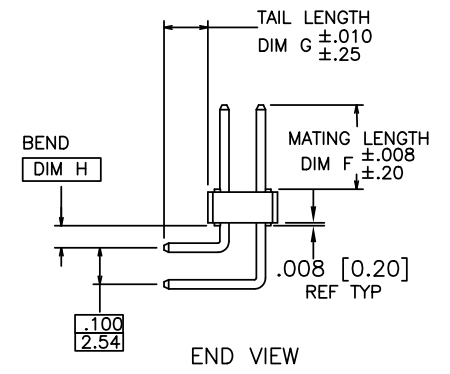
- LEAD FREE OPTION
SEE NOTE 1,8
- TUBE PACKAGING OPTION
SEE NOTE 1
- HIGH TEMPERATURE PLASTIC
SEE NOTE 1
- NO OF POSITIONS
SEE NOTE 1
- PIN PLATING
SEE SHEET 2
- BASE PART NO.



TOP VIEW



SIDE VIEW



END VIEW

68020-X XX-XXX XXX LF

- TAIL LENGTH (EXAMPLE BELOW)
3.0mm=030 12.8mm=128 (SEE NOTE 11 & 12)
- MATING LENGTH (EXAMPLE BELOW)
5.0mm=050 25.5mm=255 (SEE NOTE 11 & 12)
- TOTAL NUMBER OF POSITION
FROM 2(2X1) THRU 72 (2X36) POSITIONS
- PIN PLATING (SEE NOTE 9)
1=0.76µm Au
4= PURE TIN
8=0.36µm Au
- BASE PART NO.



Copyright FCI.

www.fciconnect.com			surface 6.4 / ISO 1302	tolerance std / ISO 406 ISO 1101	projection	INCH/MM
			TOLERANCES UNLESS OTHERWISE SPECIFIED			
Dr	D.WIHTING	03/08/93	ANGULAR	LINEAR	size A4	Scale 1.000
Eng	T.HANNA	03/08/93				
Chr	T.BREWNAKER	03/08/93	0°	±2°	ECN	N11-0118
Appr	T.HANNA	03/08/93	Product family BERGSTIK		Spec ref	
			title BERGSTIK® II HEADER .100/2.54cc DR R/A		dwg no 68020	Rev. BJ
			catalog no		CUSTOMER	sheet 1 of 5

rev	ecn no	dr	date
BL	M06-0346	MHT	9/04/06
BM	M07-0165	AGS	3/22/07
BN	M08-0169	MHT	3/05/07
BP	M08-0267	MHT	9/25/08
BR	M08-0331	MHT	12/01/08
BH	M09-0105	MHT	7/10/09
BJ	N11-0118	J.Z	2011-04-12

PIN PLATING CODES:

XXXX-1YY	30u"/0.76u MIN (SEE NOTE 9) OVER 50u"/1.27u MIN Ni
XXXX-2YY	15u"/0.38u MIN (SEE NOTE 9) OVER 50u"/1.27u MIN Ni
XXXX-3YY	50u"/1.27u MIN (SEE NOTE 9) OVER 50u"/1.27u MIN Ni
XXXX-4YY	100u"/2.54u MIN Sn OVER 50u"/1.27u MIN Ni (SEE NOTE 10)
XXXX-4YYHLF	
XXXX-5YY	15u"/0.38u MIN (SEE NOTE 9) OVER 50u"/1.27u MIN Ni
XXXX-6YY	30u"/0.76u MIN (SEE NOTE 9) OVER 50u"/1.27u MIN Ni
XXXX-7YY	30u"/0.76u MIN (SEE NOTE 9) OVER 50u"/1.27u MIN Ni
XXXX-8YY	15u"/0.38u MIN (SEE NOTE 9) OVER 50u"/1.27u MIN Ni
XXXX-9YY	15u"/0.38u MIN (SEE NOTE 9) OVER 50u"/1.27u MIN Ni
XXXX-0YY	30u"/0.76u MIN (SEE NOTE 9) OVER 50u"/1.27u MIN Ni

NOTES

1. PART NUMBER OPTIONS:

PIN PLATING CODES (SEE ABOVE)

HIGH TEMP. MATERIAL:
PART NUMBERS WITH AND WITHOUT "H" WILL BE SUPPLIED WITH HIGH TEMPERATURE PLASTIC

NUMBER OF POSITION:
EVEN NUMBER OF POSITIONS FROM 2 (2X1) THRU 72 (2X36).

PACKAGING:
PACKAGED IN POLY BAGS.
EIGHT DIGIT PART NUMBERS FOLLOWED BY A "T" ARE PACKAGED IN TUBES. SEE SPECIFIC PART NUMBERS FOR AVAILABILITY.

LEAD FREE:
ADD "HLF" SUFFIX AT THE END OF PART NUMBER FOR LEAD FREE OPTION, NOT AVAILABLE FOR -5YY,-5YYH,-6YY & -6YYH.

2. BODY MATERIAL:
MANUFACTURER'S OPTION OF NYLON, PCT GLASS FIBER REINFORCED, OR MINERAL FILLED LCP FLAME RETARDENT PER UL-94V-0. COLOR: BLACK.

PART NUMBERS WITH AND WITHOUT "H" SUFFIX WILL WITHSTAND EXPOSURE TO 260°C PEAK TEMPERATURE FOR 20 SECONDS IN WAVE SOLDER, INFRA-RED OR VAPOR PHASE SOLDER PROCESS.

3. PIN MATERIAL: PHOS-BRONZE.

4. MEASURED WITH PART IN RESTRAINED CONDITION.

5. TWO SIDES OF PIN TIPS NOT PLATED. TYPICAL BOTH ENDS.

6. 2LBS/0.9KG MIN PIN RETENTION IN EITHER DIRECTION.

7. MILITARY BERGSTIK HEADER
P/N XXXXX-XY-MIL
NOT AVAILABLE.

8. THESE PRODUCTS MEETS EUROPEAN UNION DIRECTIVES AND OTHER COUNTRY REGULATION AS DESCRIBED IN GS-22-008.

9. PLATING OPTIONS:
PERFORMANCE PLATING WILL BE EITHER GOLD OR GXT ON POST OR TAIL, OPTIONALLY (78~295u"/2~7.5u) TIN ON TAIL.

10. THIS PRODUCT HAS 100%% TIN PLATING IN THE INTERFACE AND HAS NOT BEEN TESTED FOR WHISKER GROWTH IN ALL INTERCONNECT ENVIRONMENTS."

11. THE OAL DON'T EXCEED 31mm
OAL= MATTING DIM + TAIL DIM +4.0mm<=31mm "WHERE THE SUM OF TAIL LEGTH DON'T EXCEED 27mm" TAIL
TAIL LENGTH MIN 2.00mm TAIL LENGTH MAX 10.4mm
MATTING LENGTH MIN 1.5mm MATTING LENGTH MAX 25.4mm

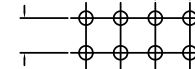
12. INCREMENTS BY 0.1mm IN LENGTH ONLY

13. FOR ESPECIAL PACKAGING REQUEST PLEASE CONTACT PRODUCT MANAGER FOR AVAILABILITY

14. BEND DIMENSION AT 1.5mm ONLY

15. TO DETERMINE DIMENSIONS:
N=NUMBER OF POSITION PER ROW
EXAMPLE: 10 POS. N X .100/2.54

.100±.003 [2.54±.08]
TYP. NON-ACCUMULATIVE
Ø.040±.003 [1.02±.08]
TYP.



.100±.003 [2.54±.08]

RECOMMENDED HOLE PATTERN

www.fciconnect.com			surface ISO 1302 ✓	tolerance std ISO 406 ISO 1101	projection INCH/MM
			TOLERANCES UNLESS OTHERWISE SPECIFIED		← →
Dr	D.WIHTING	03/08/93	ANGULAR	0.X ±0.3	size A4 Scale 1.000
Eng	T.HANNA	03/08/93	LINEAR	0.XX ±0.15	
Chr	T.BREWNAKER	03/08/93	0° ±2°	0.XXX ±0.05	ECN N11-0118
Appr	T.HANNA	03/08/93	Product family	BERGSTIK	Spec ref
FCI			title	BERGSTIK® II HEADER .100/2.54cc DR R/A	dwg no 68020 Rev. BJ
			catalog no	CUSTOMER	sheet 2 of 5



Copyright FCI.

	PRODUCT NUMBER	MATING	LENGTH	TAIL	LENGTH	BEND DIM.		PIN TO SIDE		BODY WIDTH		PACKAGING	LF OPTION
		DIM F	DIM F	DIM G	DIM G	DIM H	DIM H	DIM J	DIM J	DIM K	DIM K		
		ENGLISH	METRIC	ENGLISH	METRIC	ENGLISH	METRIC	ENGLISH	METRIC	ENGLISH	METRIC		
A	68020-XYX	0.230	5.84	0.095	2.41	0.060	1.52	0.045	1.14	0.190	4.83	POLY BAGS	NOTE 1,8
	68021-XYX	0.230	5.84	0.120	3.05	0.060	1.52	0.045	1.14	0.190	4.83	POLY BAGS	
	68022-XYX	0.318	8.08	0.110	2.79	0.060	1.52	0.070	1.78	0.240	6.10	POLY BAGS	
	68025-XYX	0.230	5.84	0.195	4.95	0.060	1.52	0.045	1.14	0.190	4.83	POLY BAGS	
	68405-XYX	0.230	5.84	0.095	2.41	0.060	1.52	0.070	1.78	0.240	6.10	POLY BAGS	
	68452-XYX	0.380	9.65	0.110	2.79	0.060	1.52	0.070	1.78	0.240	6.10	POLY BAGS	
	68459-XYX	0.318	8.08	0.150	3.81	0.060	1.52	0.070	1.78	0.240	6.10	POLY BAGS/TUBES	
	68462-XYX	0.400	10.16	0.120	3.05	0.060	1.52	0.045	1.14	0.190	4.83	POLY BAGS	
	68463-XYX	0.230	5.84	0.110	2.79	0.060	1.52	0.070	1.78	0.240	6.10	POLY BAGS	
	68480-XYX	0.318	8.08	0.110	2.79	0.060	1.52	0.045	1.14	0.190	4.83	POLY BAGS	
B	68492-XYX	0.230	5.84	0.150	3.81	0.060	1.52	0.070	1.78	0.240	6.10	POLY BAGS	NOTE 1,8
	68493-XYX				U N A V A I L A B L E								
	68695-XYX	0.230	5.84	0.090	2.29	0.060	1.52	0.045	1.14	0.190	4.83	POLY BAGS	
	68696-XYX	0.318	8.08	0.125	3.18	0.060	1.52	0.045	1.14	0.190	4.83	POLY BAGS	
	68697-XYX	0.230	5.84	0.125	3.18	0.060	1.52	0.045	1.14	0.190	4.83	POLY BAGS	
	68715-XYX	0.138	3.51	0.138	3.51	0.060	1.52	0.045	1.14	0.190	4.83	POLY BAGS	
	68728-XYX				U N A V A I L A B L E								
	68740-XYX	0.345	8.76	0.110	2.79	0.060	1.52	0.070	1.78	0.240	6.10	POLY BAGS	
	68759-XYX	0.275	6.99	0.120	3.05	0.060	1.52	0.045	1.14	0.190	4.83	POLY BAGS	
	68780-XYX	0.230	5.84	0.039	0.99	0.060	1.52	0.045	1.14	0.190	4.83	POLY BAGS	
C	69147-XYX	0.540	13.72	0.260	6.60	0.060	1.52	0.045	1.14	0.190	4.83	POLY BAGS	NOTE 1,8
	69186-XYX				U N A V A I L A B L E								
	72240-XYXH	0.550	13.97	0.120	3.05	0.060	1.52	0.070	1.78	0.240	6.10	POLY BAGS	
	72261-XYXH	0.100	2.54	0.100	2.54	0.060	1.52	0.045	1.14	0.190	4.83	POLY BAGS	
	72324-XYXH	0.550	13.97	0.260	6.60	0.060	1.52	0.070	1.78	0.240	6.10	POLY BAGS	
	72410-XYXH	0.120	3.05	0.350	8.89	0.120	3.05	0.070	1.78	0.240	6.10	POLY BAGS	
	74430-XYXH	0.000	0.00	0.233	5.92	0.060	1.52	0.045	1.14	0.190	4.83	POLY BAGS	



Copyright FCI.

www.fciconnect.com			surface ISO 1302 <input checked="" type="checkbox"/>	tolerance std ISO 406 ISO 1101	projection 	INCH/MM ←→	
			TOLERANCES UNLESS OTHERWISE SPECIFIED				
Dr	D.WIHTING	03/08/93	ANGULAR	LINEAR	0.X	±0.3	size A4
Eng	T.HANNA	03/08/93			0.XX	±0.15	
Chr	T.BREWNAKER	03/08/93	0°	±2°	0.XXX	±0.05	ECN N11-0118
Appr	T.HANNA	03/08/93	Product family		BERGSTIK		Spec ref
			title		BERGSTIK® II HEADER .100/2.54cc DR R/A		dwg no 68020
			catalog no		CUSTOMER		Rev. BJ
					sheet 3 of 5		

1

2

3

4

PRODUCT NUMBER	MATING	LENGTH	TAIL	LENGTH	BEND DIM.		PIN TO SIDE		BODY WIDTH		PACKAGING	LF OPTION
	DIM F	DIM F	DIM G	DIM G	DIM H	DIM H	DIM J	DIM J	DIM K	DIM K		
	ENGLISH	METRIC	ENGLISH	METRIC	ENGLISH	METRIC	ENGLISH	METRIC	ENGLISH	METRIC		
78576-XYY	0.120	3.05	0.120	3.05	0.060	1.52	0.070	1.78	0.240	6.10	POLY BAGS	NOTE 1,8
78923-XYY	0.240	6.10	0.095	2.41	0.060	1.52	0.070	1.78	0.240	6.10	POLY BAGS	
78951-XYY	0.500	12.70	0.120	3.05	0.060	1.52	0.045	1.14	0.190	4.83	POLY BAGS	
79200-XYY	0.155	3.94	0.280	7.11	0.060	1.52	0.070	1.78	0.240	6.10	POLY BAGS	
79201-XYY	0.225	5.72	0.280	7.11	0.060	1.52	0.070	1.78	0.240	6.10	POLY BAGS	
79202-XYY	0.245	6.22	0.280	7.11	0.060	1.52	0.070	1.78	0.240	6.10	POLY BAGS	
79203-XYY	0.315	8.00	0.280	7.11	0.060	1.52	0.070	1.78	0.240	6.10	POLY BAGS	
79204-XYY	0.177	4.50	0.410	10.41	0.060	1.52	0.070	1.78	0.240	6.10	POLY BAGS	
79205-XYY	0.25	6.35	0.410	10.41	0.060	1.52	0.070	1.78	0.240	6.10	POLY BAGS	
79206-XYY	0.315	8.00	0.410	10.41	0.060	1.52	0.070	1.78	0.240	6.10	POLY BAGS	
79248-XYY					UNAVAILABLE							
79257-XYY	0.230	5.84	0.120	3.05	0.060	1.52	0.070	1.78	0.240	6.10	POLY BAGS/TUBES	
79258-XYY	0.318	8.08	0.120	3.05	0.060	1.52	0.070	1.78	0.240	6.10	POLY BAGS/TUBES	
79807-XYY					UNAVAILABLE							
79841-XYY	0.060	1.52	0.230	5.84	0.060	1.52	0.045	1.14	0.190	4.83	POLY BAGS	
86385-XYY	0.260	6.6	0.120	3.05	0.060	1.52	0.070	1.78	0.240	6.10	POLY BAGS	
86840-XYY	0.318	8.08	0.230	5.84	0.060	1.52	0.070	1.78	0.240	6.10	POLY BAGS	
86867-XYY					UNAVAILABLE							
88822-XYY	0.318	8.08	0.080	2.03	0.060	1.52	0.070	1.78	0.240	6.10	POLY BAGS	
89292-XYY	0.120	3.05	0.300	7.62	0.120	3.05	0.045	1.14	0.190	4.83	POLY BAGS	
90234-XYY	0.130	3.30	0.195	4.95	0.060	1.52	0.045	1.14	0.190	4.83	POLY BAGS	
92634-XYY	0.318	8.08	0.318	8.08	0.060	1.52	0.045	1.14	0.190	4.83	POLY BAGS	
93162-XYY	0.230	5.84	0.400	10.16	0.150	3.81	0.045	1.14	0.190	4.83	POLY BAGS	
93932-XYY	0.200	5.08	0.120	3.05	0.060	1.52	0.070	1.78	0.240	6.10	POLY BAGS	
93939-XYY	0.160	4.06	0.120	3.05	0.060	1.52	0.070	1.78	0.240	6.10	POLY BAGS	
94687-XYH	0.430	10.92	0.230	5.84	0.060	1.52	0.045	1.14	0.190	4.83	POLY BAGS	
94688-XYH	0.385	9.78	0.280	7.11	0.060	1.52	0.070	1.78	0.240	6.10	POLY BAGS	NOTE 1,8



Copyright FCI.

www.fciconnect.com			surface ISO 1302 <input checked="" type="checkbox"/>	tolerance std ISO 406 ISO 1101	projection 	INCH/MM ←→			
			TOLERANCES UNLESS OTHERWISE SPECIFIED						
Dr	D.WIHTING	03/08/93	ANGULAR	LINEAR	0.X	±0.3	size A4	Scale 1.000	
Eng	T.HANNA	03/08/93			0.XX	±0.15			
Chr	T.BREWNAKER	03/08/93	0°	±2°	0.XXX	±0.05	ECN	N11-0118	
Appr	T.HANNA	03/08/93	Product family		BERGSTIK	Spec ref			
			title		BERGSTIK® II HEADER .100/2.54cc DR R/A		dwg no	68020	Rev. BJ
			catalog no		CUSTOMER		sheet 4 of 5		

REV F - 2006-04-17

1

2

PDM: Rev:BJ

STATUS Released 4 Printed: Apr 20, 2011

1

2

3

4

PRODUCT NUMBER	MATING LENGTH		TAIL LENGTH		BEND DIM.		PIN TO SIDE		BODY WIDTH		PACKAGING	LF OPTION
	DIM F	DIM F	DIM G	DIM G	DIM H	DIM H	DIM J	DIM J	DIM K	DIM K		
	ENGLISH	METRIC	ENGLISH	METRIC	ENGLISH	METRIC	ENGLISH	METRIC	ENGLISH	METRIC		
95035-YYYH	0.230	5.84	0.400	10.16	0.060	1.52	0.045	1.14	0.190	4.83	POLY BAGS	NOTE 1,8
95182-YYYH	0.400	10.16	0.110	2.79	0.060	1.52	0.070	1.78	0.240	6.10	POLY BAGS	
98358-YYYH	0.205	5.21	0.410	10.41	0.060	1.52	0.070	1.78	0.240	6.10	POLY BAGS	
98359-YYYH	0.275	6.99	0.410	10.41	0.060	1.52	0.070	1.78	0.240	6.10	POLY BAGS	NOTE 1,8

A

A

B

B

C

C

D

D



Copyright FCI.

www.fciconnect.com			surface ISO 1302 <input checked="" type="checkbox"/>	tolerance std ISO 406 ISO 1101	projection 	INCH/MM 	
TOLERANCES UNLESS OTHERWISE SPECIFIED			TOLERANCES UNLESS OTHERWISE SPECIFIED		size A4		Scale 1.000
Dr	D.WIHTING	03/08/93	ANGULAR	LINEAR	0.X	±0.3	
Eng	T.HANNA	03/08/93			0.XX	±0.15	
Chr	T.BREWNAKER	03/08/93	0°	±2°	0.XXX	±0.05	ECN N11-0118
Appr	T.HANNA	03/08/93	Product family BERGSTIK		Spec ref		
			title BERGSTIK® II HEADER .100/2.54cc DR R/A		dwg no 68020		Rev. BJ
catalog no			CUSTOMER		sheet 5 of 5		

REV F - 2006-04-17

1

2

3 DM: Rev:BJ

STATUS Released 4 Printed: Apr 20, 2011