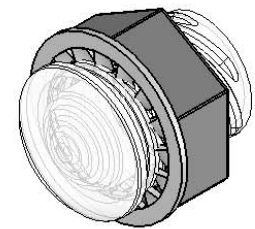


8 7 6 5 4 3 2 1

- NOTES:
1. MOUNTING: Mounts in a $\phi .312 \pm .002$ [$\phi 7.92\text{mm} \pm .05$] panel hole on .500 [12.7mm] centers. Panel thickness .031 [.8mm] to .125 [3.18mm]. Panel hole should be deburred, but not chamfered.
 2. ASSEMBLY: Insert lens through panel hole, slide lock washer onto lens barrel and twist on retaining ring. PCB mounted LEDs slide into lens when the panel cover is closed or the PCB card is inserted into the case.
 3. MATERIAL: Lens-Polycarbonate, UL 94-V2
Lock Washer- FH Steel, Nickel plate
Retaining ring - Thermoplastic, U.L. 94 V0 Rated
 4. U.S. & Foreign Pat. Issued & Pend.

REVISIONS				
ECN#	REV.	DESCRIPTION	DATE	INITIALS
	001	REVISED PER EC R111009AZ01	4-23-10	SMU



D

D

C

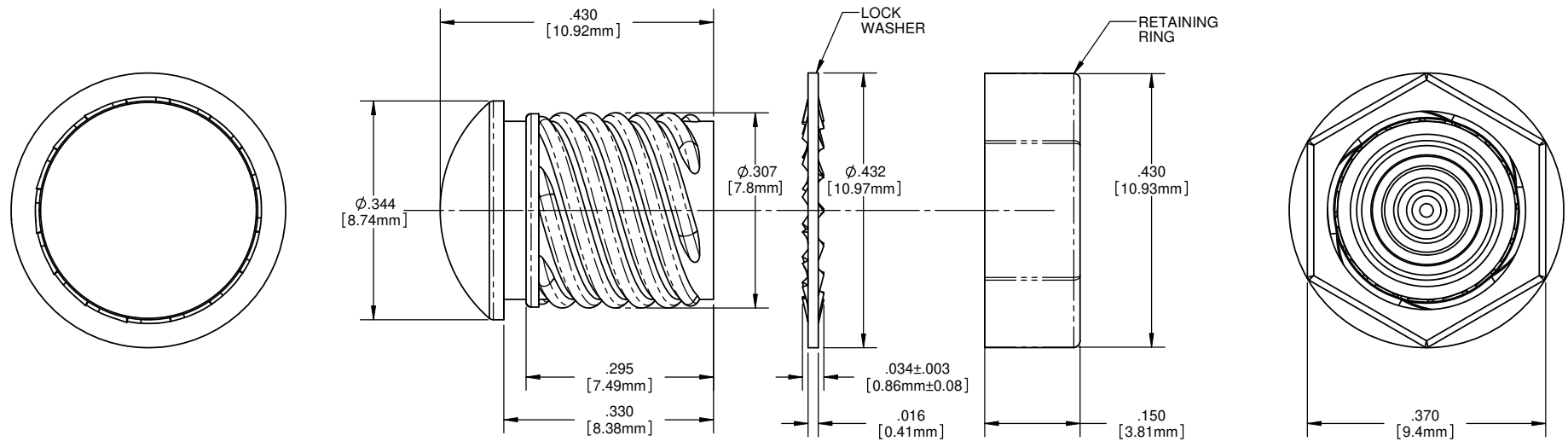
C

B

B

A

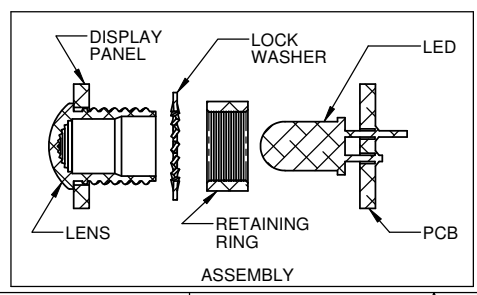
A



ORDERING CODE : CMC 441 XXX

MODEL

LENS COLOR	
RTP	RED TRANSPARENT
ATP	AMBER TRANSPARENT
GTP	GREEN TRANSPARENT
BTP	BLUE TRANSPARENT
YTP	YELLOW TRANSPARENT
CTP	CLEAR TRANSPARENT



<small>UNLESS OTHERWISE SPECIFIED DIMENSIONS ARE IN INCHES: ANGLES DECIMALS ±1° FINISH .X ±.020 XXX ±.010 XXX ±.005</small> <small>BREAK ALL CORNERS AND SHARP EDGES 90° MIN</small> <small>THIRD ANGLE PROJECTION</small> <small>THE INFORMATION CONTAINED IN THIS DRAWING IS THE SOLE PROPERTY OF VISUAL COMMUNICATIONS COMPANY, INC. AND IS LOANED TO YOU FOR YOUR CONSIDERATION ONLY. IT IS NOT TO BE REPRODUCED IN ANY MANNER WITHOUT THE WRITTEN CONSENT OF VISUAL COMMUNICATIONS COMPANY, INC.</small>	MATERIAL SEE NOTES	VISUAL COMMUNICATIONS COMPANY, INC. 190 Bosstick Boulevard, Suite 101 San Marcos, CA 92069 USA Phone (760) 560-1300 Fax (760) 560-1301 email vccsales@vccite.com	
	FINISH SEE NOTES	TITLE: 5MM ROUND STANDARD THREADED FRESNEL LENS	
APPROVAL	DATE	SIZE	DWG. NO.
DRAWN: SMU	4-23-10	B	CMC 441 XXX
CHECKED: DZ	4-23-10	SCALE: 4:1	REV 001
DO NOT SCALE DRAWING		SHEET 1 OF 1	

8 7 6 5 4 3 2 1