

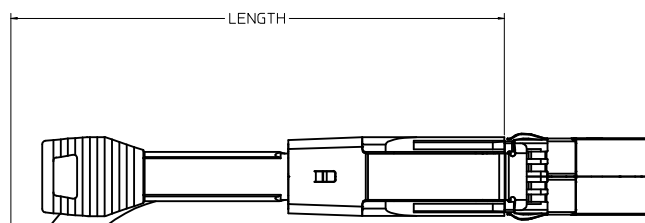
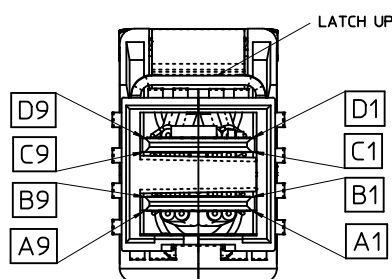
MOLEX P/N	DESCRIPTION	LENGTH (M)	TOLERANCE ± (mm)	GAGE
1110681010	X4 MINISAS HD 2.1	0.5	25	30
1110681011	X4 MINISAS HD 2.1	1.0	50	28
1110681012	X4 MINISAS HD 2.1	2.0	50	28
1110681013	X4 MINISAS HD 2.1	3.0	100	28
1110681014	X4 MINISAS HD 2.1	4.0	100	26
1110682005	X4 MINISAS HD 2.1	5.0	100	26
1110682006	X4 MINISAS HD 2.1	6.0	100	24
1110682007	X4 MINISAS HD 2.1	7.0	150	24
1110682008	X4 MINISAS HD 2.1	8.0	150	24
1110682009	X4 MINISAS HD 2.1	9.0	150	24
1110682010	X4 MINISAS HD 2.1	10.0	150	24

- NOTES:
- MATERIAL - BACKSHELLS - ZINC DIECAST. LATCH - STAINLESS STEEL. PULL - MOLDED PLASTIC.
 - LENGTH - SEE TABLE.
 - ELECTRICAL PERFORMANCE PER SFF 8644.
 - ALL ASSEMBLIES HAVE AN EEPROM IN ACCORDANCE WITH SFF 8636
 - LEAD FREE, NO RoHS EXEMPTIONS.
 - TAPE CABLE BUNDLES EVERY 1/2 METER (APPROX)
 - PROTECTIVE DUST CAP TO BE INSTALLED ONTO EACH PLUG (NOT SHOWN).

SEE REVISION TABLE IEC NO: CPG2014-1189 DRAWN BY: PRATT CHKD: SHOSAIN APPR: CHIRSCHY 2013/10/23 2013/11/01 2013/12/23	QUALITY SYMBOLS	GENERAL TOLERANCES (UNLESS SPECIFIED)	DIMENSION STYLE	SCALE	DESIGN UNITS	THIRD ANGLE PROJECTION
	▽=0	4 PLACES ± mm INCH	MM ONLY	1.75:1	METRIC	
	▽=0	3 PLACES ± mm INCH				
	▽=0	2 PLACES ± 0.13 mm INCH				
		ANGULAR ± °				
		DRAFT WHERE APPLICABLE MUST REMAIN WITHIN DIMENSIONS				
			DRAWN BY: BREED	DATE: 2010/11/12	TITLE: MINISAS HD 2.1 4X CABLE ASSEMBLIES EXTERNAL - METAL GASKET	
			CHECKED BY: RKHAN	DATE: 2010/11/12		
			APPROVED BY: RKHAN	DATE: 2011/07/24		
			MATERIAL NO. SEE P/N TABLE		DOCUMENT NO. SD-111068-1010	SHEET NO. 1 OF 3
			THIS DRAWING CONTAINS INFORMATION THAT IS PROPRIETARY TO MOLEX INCORPORATED AND SHOULD NOT BE USED WITHOUT WRITTEN PERMISSION			

MINISAS HD WIRING CHART			
	-P1-		-P2-
GND	D9	-----	B9 GND
Tx2-	D8	-----▶	B8 Rx2-
Tx2+	D7	-----▶	B7 Rx2+
GND	D6	-----	B6 GND
Tx0-	D5	-----▶	B5 Rx0-
Tx0+	D4	-----▶	B4 Rx0+
GND	D3	-----	B3 GND
Vman	D2 **	-----	**B2 ModPrsL
Vact	D1	-----	**B1 Vact
SCL	C1	-----	**A1 Rsv
SDA	C2	-----	**A2 IntL
GND	C3	-----	A3 GND
Tx1+	C4	-----▶	A4 Rx1+
Tx1-	C5	-----▶	A5 Rx1-
GND	C6	-----	A6 GND
Tx3+	C7	-----▶	A7 Rx3+
Tx3-	C8	-----▶	A8 Rx3-
GND	C9	-----	A9 GND
GND	B9	-----	D9 GND
Rx2-	B8	◀-----	D8 Tx2-
Rx2+	B7	◀-----	D7 Tx2+
GND	B6	-----	D6 GND
Rx0-	B5	◀-----	D5 Tx0-
Rx0+	B4	◀-----	D4 Tx0+
GND	B3	-----	D3 GND
ModPrsL	B2**	-----	**D2 Vman
Vact	B1**	-----	D1 Vact
Rsv	A1**	-----	C1 SCL
IntL	A2**	-----	C2 SDA
GND	A3	-----	C3 GND
Rx1+	A4	◀-----	C4 Tx1+
Rx1-	A5	◀-----	C5 Tx1-
GND	A6	-----	C6 GND
Rx3+	A7	◀-----	C7 Tx3+
Rx3-	A8	◀-----	C8 Tx3-
GND	A9	-----	C9 GND

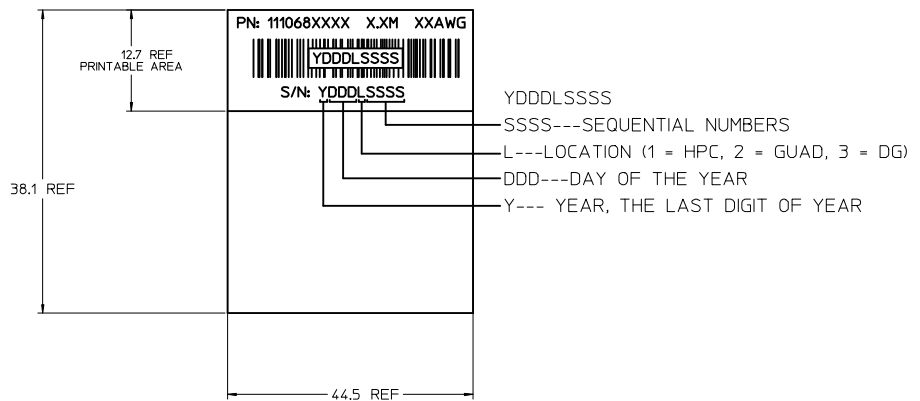
** RESERVED FOR POWER AND MANAGEMENT INTERFACE



CABLE BEND ALLOWANCE (MIN.)

GAGE	LENGTH
30	65
28	67
26	69
24	71

ID LABEL



EEPROM CONNECTIONS

- VACT = WRITE PROTECT
- SCL = CLOCK SIGNAL
- SDA = DATA SIGNAL
- GND = GROUND

SEE REVISION TABLE IEC NO: CPG2014-1189 DRAWN BY: 2013/10/23 CHYKOSHOSAIN 2013/11/01 APPRCHIRSCHY 2013/12/23	QUALITY SYMBOLS	GENERAL TOLERANCES (UNLESS SPECIFIED)	DIMENSION STYLE	SCALE	DESIGN UNITS	THIRD ANGLE PROJECTION
	▽=0	4 PLACES ± mm ± INCH	MM ONLY	5:1	METRIC	☉
	▽=0	3 PLACES ± 0.13				
	▽=0	1 PLACE ± 0.25				
	ANGULAR ± ---°	DRAFT WHERE APPLICABLE MUST REMAIN WITHIN DIMENSIONS	DRAWN BY: BREED DATE: 2010/11/12	CHECKED BY: RKHAN DATE: 2010/11/12	APPROVED BY: RKHAN DATE: 2011/07/12	
			MATERIAL NO. SEE P/N TABLE	DOCUMENT NO. SD-111068-1010	MINISAS HD 2.1 4X CABLE ASSEMBLIES EXTERNAL - METAL GASKET molex	
			THIS DRAWING CONTAINS INFORMATION THAT IS PROPRIETARY TO MOLEX INCORPORATED AND SHOULD NOT BE USED WITHOUT WRITTEN PERMISSION		SHEET NO. 2 OF 3	

DATE	REV	DESCRIPTION
2012/07/28	C	1. ADDED PART NUMBERS 1014, 2008, & 2009. 2. UPDATED SHEET FORMAT. 3. ADDED REVISION HISTORY TABLE (SHEET 4)
2012/09/06	D	1. CHANGED LABEL REF DIMS. 2. ADJUSTED TEXT FONT SIZE FOR CONSISTENCY.
2013/10/23	E	1. SHEET 2 FIXED TYPO IN ID LABEL TO SHOW 111068XXXX WAS SHOWING 11068XXXX.

SEE REVISION TABLE IEC NO: CPG2014-1189 DRAWN: PRATT 2013/10/23 CHKD: SHOSAIN 2013/11/01 APPR: CHIRSCHY 2013/12/23	QUALITY SYMBOLS	GENERAL TOLERANCES (UNLESS SPECIFIED)	DIMENSION STYLE	SCALE	DESIGN UNITS	THIRD ANGLE PROJECTION
	▽=0	4 PLACES ± --- ± ---	MM ONLY		METRIC	
	▽=0	3 PLACES ± --- ± ---	mm INCH	DRAWN BY DATE		
	▽=0	2 PLACES ± 0.13 ± ---	BREED 2010/11/12	CHECKED BY DATE		
	1 PLACE ± 0.25 ± ---	1 PLACE ± 0.25 ± ---	APPROVED BY DATE			
	0 PLACE ± ±	0 PLACE ± ±	RMKHAN 2011/07/24			
		ANGULAR ± ---°	MATERIAL NO.			
		DRAFT WHERE APPLICABLE MUST REMAIN WITHIN DIMENSIONS	SEE P/N TABLE			
			SIZE D			

TITLE
 MINISAS HD 2.1
 4X CABLE ASSEMBLIES
 EXTERNAL - METAL GASKET



DOCUMENT NO.
 SD-111068-1010

SHEET NO.
 3 OF 3

THIS DRAWING CONTAINS INFORMATION THAT IS PROPRIETARY TO MOLEX INCORPORATED AND SHOULD NOT BE USED WITHOUT WRITTEN PERMISSION