


- 10/100/1000 Gigabit Base-T for Ethernet Applications
- RJ45 Jack cavity conforms to FCC rules and regulations part 68, SUB Part F
- Industrial Temp: -40°C to +85°C
- Storage Temp: -40°C to +85°C
- DC Resistance: 1.2Ω Max
- Recommended for Wave Soldering process, peak soldering temperature is 260°C Max for 10sec Max



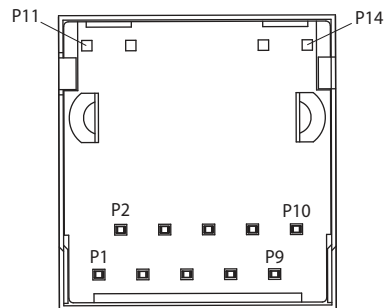
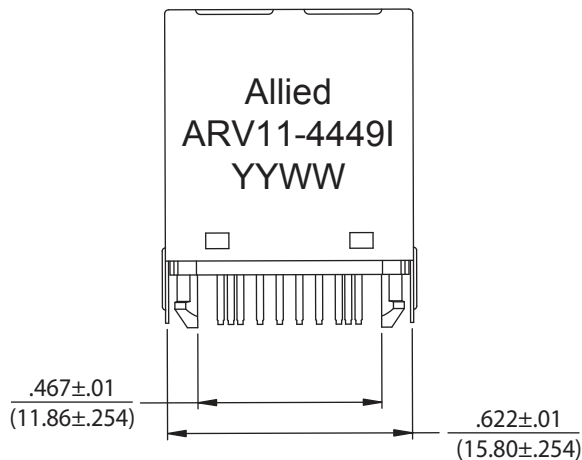
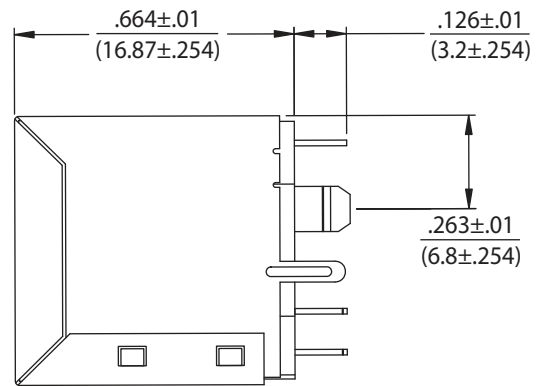
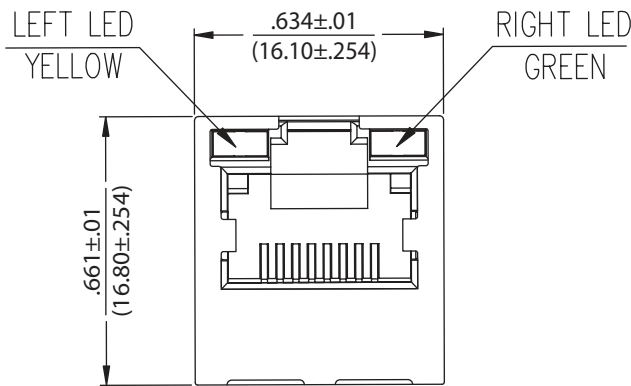
Electrical Specifications @ 25°C

OCL(μH Min) @100KHz, 0.1V With 8mA DC Bias	Turns Ratio @100KHz (±2%)	Insertion Loss (dB Max)	Return Loss (dB Min)				Cross Talk (dB Min)	CMR (dB Min)	Isolation PHY Side to Line Side
			1-100MHz	1-30MHz	30-60MHz	60-80MHz			
350	1CT:1CT	-1.0	-16	-12	-10	-8	-30	-30	2250 VDC

All specifications subject to change without notice.

MECHANICAL

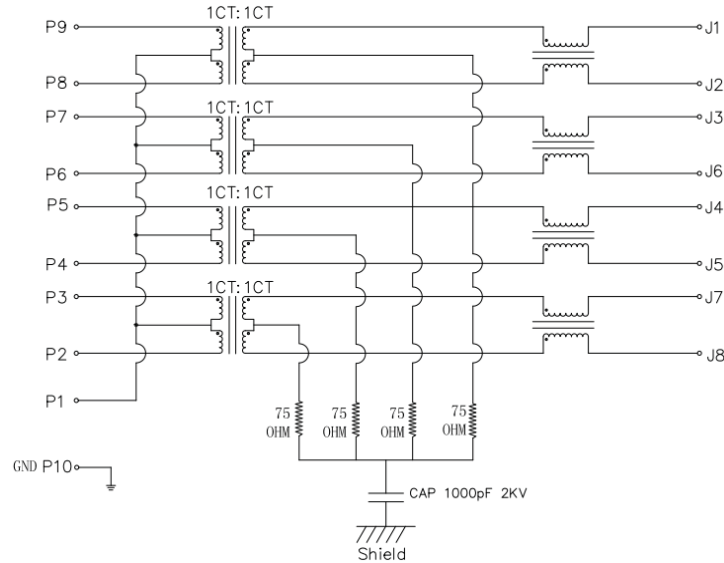
DIMENSIONS: inches
(mm)



BOTTOM VIEW

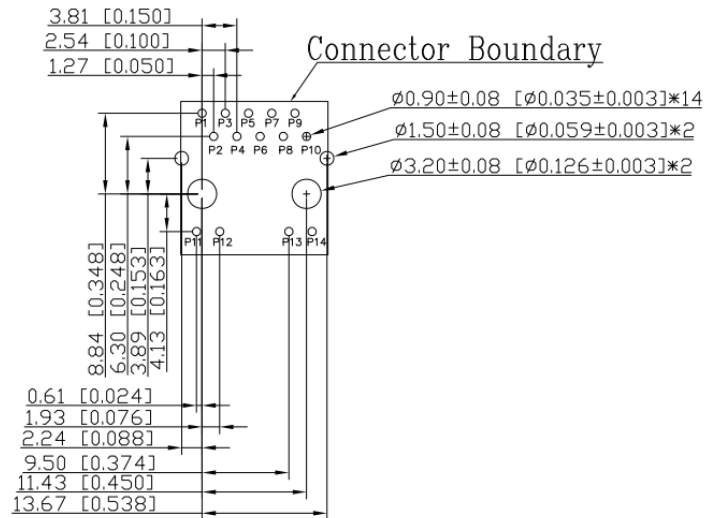


SCHEMATIC



PCB LAYOUT

DIMENSIONS: mm [inches]



NOTES

- Connector Material:
- Housing: PA66 Black UL94V-0
- Shield: Brass
- Shield PLating: Nickel
- Contact: Phosphor Bronze
- Contact Plating: Selective Gold, 6μ" Min in Contact Area