

# NPN SILICON PLANAR MEDIUM POWER HIGH GAIN TRANSISTOR

## ZTX1047A

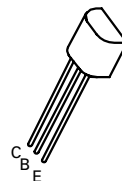
ISSUE 3 – JANUARY 1995

### FEATURES

- \* Very Low Saturation Voltage
- \* High Gain
- \* 4 Amp Continuous Current

### APPLICATIONS

- \* DC-DC Convertors
- \* Power Management - Supply Switching



E-Line  
TO92 Compatible

### ABSOLUTE MAXIMUM RATINGS.

PARAMETER	SYMBOL	ZTX1047A	UNIT
Collector-Base Voltage	$V_{CBO}$	35	V
Collector-Emitter Voltage	$V_{CEO}$	10	V
Emitter-Base Voltage	$V_{EBO}$	5	V
Peak Pulse Current	$I_{CM}$	20	A
Continuous Collector Current	$I_C$	4	A
Base Current	$I_B$	500	mA
Power Dissipation at $T_{amb}=25^{\circ}C$	$P_{tot}$	1	W
Operating and Storage Temperature Range	$T_j:T_{stg}$	-55 to +200	$^{\circ}C$

# ZTX1047A

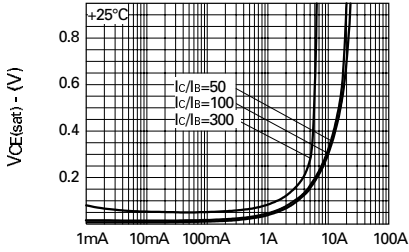
## ELECTRICAL CHARACTERISTICS (at $T_{amb} = 25^{\circ}\text{C}$ unless otherwise stated).

PARAMETER	SYMBOL	MIN.	TYP.	MAX.	UNIT	CONDITIONS.
Collector-Base Breakdown Voltage	$V_{(BR)CBO}$	35	55		V	$I_C=100\mu\text{A}$
Collector-Emitter Breakdown Voltage	$V_{CES}$	35	55		V	$I_C=100\mu\text{A}$
Collector-Emitter Breakdown Voltage	$V_{CEO}$	10	14		V	$I_C=10\text{mA}$
Collector-Emitter Breakdown Voltage	$V_{CEV}$	35	55		V	$I_C=100\mu\text{A}, V_{EB}=1\text{V}$
Emitter-Base Breakdown Voltage	$V_{(BR)EBO}$	5	8.7		V	$I_E=100\mu\text{A}$
Collector Cut-Off Current	$I_{CBO}$		0.3	10	nA	$V_{CB}=20\text{V}$
Emitter Cut-Off Current	$I_{EBO}$		0.3	10	nA	$V_{EB}=4\text{V}$
Collector Emitter Cut-Off Current	$I_{CES}$		0.3	10	nA	$V_{CES}=20\text{V}$
Collector-Emitter Saturation Voltage	$V_{CE(sat)}$		23 44 120 130	40 70 185 190	mV mV mV mV	$I_C=0.5\text{A}, I_B=10\text{mA}^*$ $I_C=1\text{A}, I_B=10\text{mA}^*$ $I_C=3\text{A}, I_B=10\text{mA}^*$ $I_C=4\text{A}, I_B=20\text{mA}^*$
Base-Emitter Saturation Voltage	$V_{BE(sat)}$		860	950	mV	$I_C=4\text{A}, I_B=20\text{mA}^*$
Base-Emitter Turn-On Voltage	$V_{BE(on)}$		810	900	mV	$I_C=4\text{A}, V_{CE}=2\text{V}^*$
Static Forward Current Transfer Ratio	$h_{FE}$	280 300 240 150 60	440 450 380 230 110	1200		$I_C=10\text{mA}, V_{CE}=2\text{V}^*$ $I_C=1\text{A}, V_{CE}=2\text{V}^*$ $I_C=4\text{A}, V_{CE}=2\text{V}^*$ $I_C=10\text{A}, V_{CE}=2\text{V}^*$ $I_C=20\text{A}, V_{CE}=2\text{V}^*$
Transition Frequency	$f_T$		150		MHz	$I_C=50\text{mA}, V_{CE}=10\text{V}$ $f=50\text{MHz}$
Output Capacitance	$C_{obo}$		85	110	pF	$V_{CB}=10\text{V}, f=1\text{MHz}$
Switching Times	$t_{on}$		130		ns	$I_C=4\text{A}, I_B=40\text{mA}, V_{CC}=10\text{V}$
	$t_{off}$		180		ns	$I_C=4\text{A}, I_B=\pm 40\text{mA}, V_{CC}=10\text{V}$

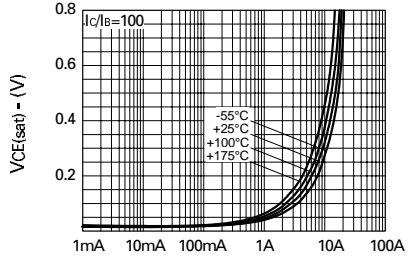
\*Measured under pulsed conditions. Pulse width=300 $\mu\text{s}$ . Duty cycle  $\leq 2\%$

# ZTX1047A

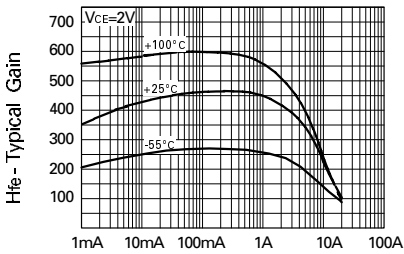
## TYPICAL CHARACTERISTICS



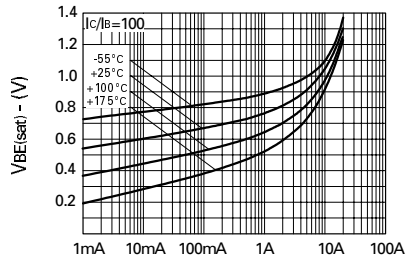
$I_C$ -Collector Current  
 **$V_{CE(sat)}$  v  $I_C$**



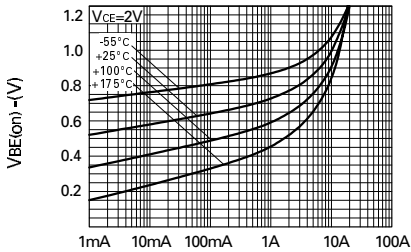
$I_C$ -Collector Current  
 **$V_{CE(sat)}$  v  $I_C$**



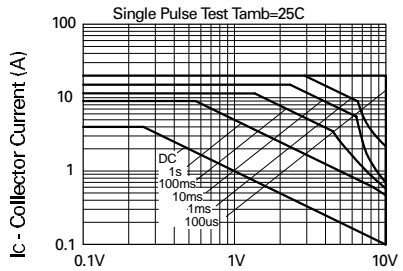
$I_C$ -Collector Current  
 **$h_{FE}$  v  $I_C$**



$I_C$ -Collector Current  
 **$V_{BE(sat)}$  v  $I_C$**

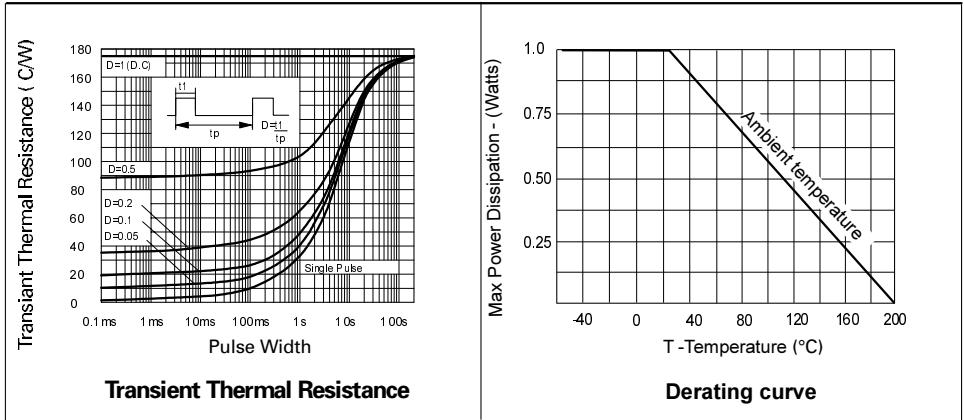


$I_C$ -Collector Current  
 **$V_{BE(on)}$  v  $I_C$**



$V_{CE}$  - Collector Voltage  
**Safe Operating Area**

# ZTX1047A



## SPICE PARAMETERS

\*ZETEX ZTX1047A Spice model Last revision 20/01/95

\*

.MODEL ZTX1047A NPN IS=9.73E-13 NF=1.0 BF=550 IKF=8.0 VAF=120

+ ISE=2.6E-13 NE=1.38 NR=1.0 BR=400 IKR=5 VAR=15

+ ISC=8E-13 NC=1.4 RB=0.1 RE=0.017 RC=0.010

+ CJC=195.4E-12 CJE=540.4E-12 MJC=0.257 MJE=0.359

+ VJC=0.390 VJE=0.753 TF=450E-12 TR=1.2E-9

\*

© 1995 ZETEX PLC

The copyright in this model and the design embodied belong to Zetex PLC ("Zetex"). It is supplied free of charge by Zetex for the purpose of research and design and may be used or copied intact (including this notice) for that purpose only. All other rights are reserved. The model is believed accurate but no condition or warranty as to its merchantability or fitness for purpose is given and no liability in respect of any use is accepted by Zetex PLC, its distributors or agents.



Zetex plc.  
Fields New Road, Chadderton, Oldham, OL9-8NP, United Kingdom.  
Telephone: (44)161-627 5105 (Sales), (44)161-627 4963 (General Enquiries)  
Facsimile: (44)161-627 5467

Zetex GmbH  
Streitfeldstraße 19  
D-81673 München  
Telefon: (49) 89 45 49 49 0  
Fax: (49) 89 45 49 49 49

Zetex Inc.  
87 Modular Avenue  
Commack NY11725  
Telephone: (516) 543-7100  
Fax: (516) 864-7630

Zetex (Asia) Ltd.  
3510 Metroplaza, Tower 2  
Hing Fong Road, Kwai Fong  
Telephone: (852) 26100 611  
Fax: (852) 24250 494

These are supported by  
agents and distributors in  
major countries world-wide  
© Zetex plc 1995

This publication is issued to provide outline information only which (unless agreed by the Company in writing) may not be used, applied or reproduced for any purpose or form part of any order or contract or be regarded as a representation relating to the products or services concerned. The Company reserves the right to alter without notice the specification, design, price or conditions of supply of any product or service.