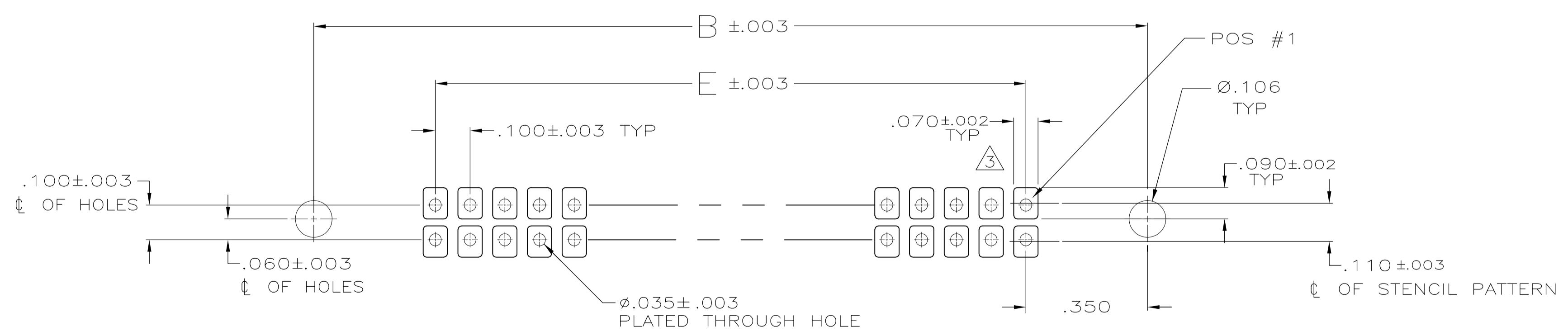
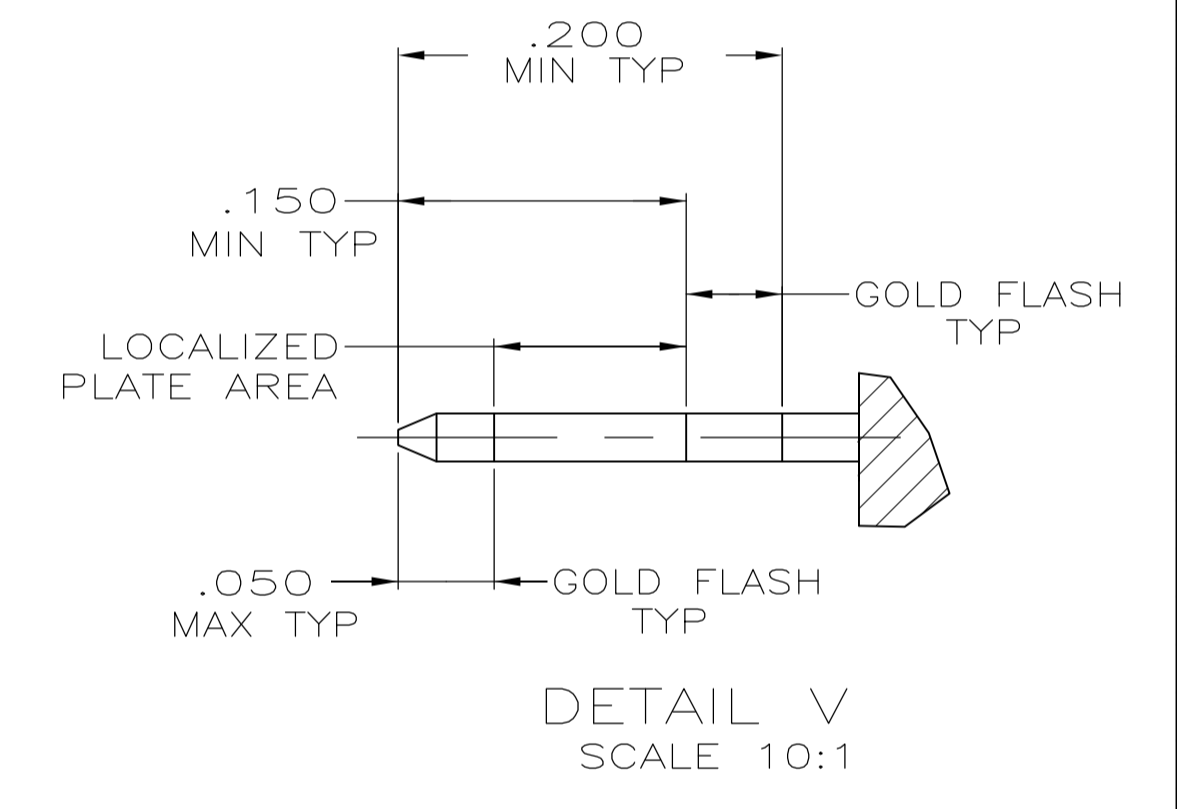
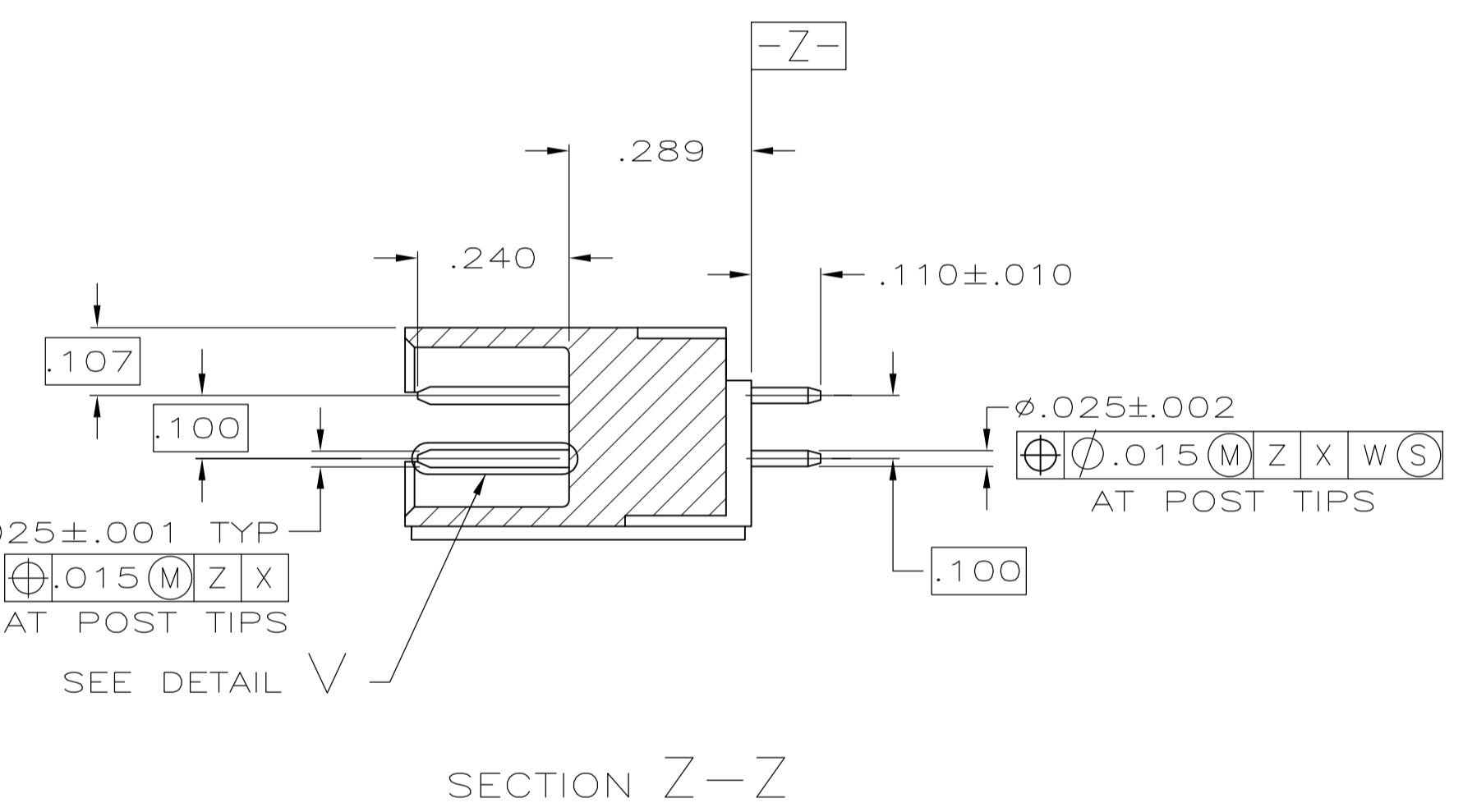
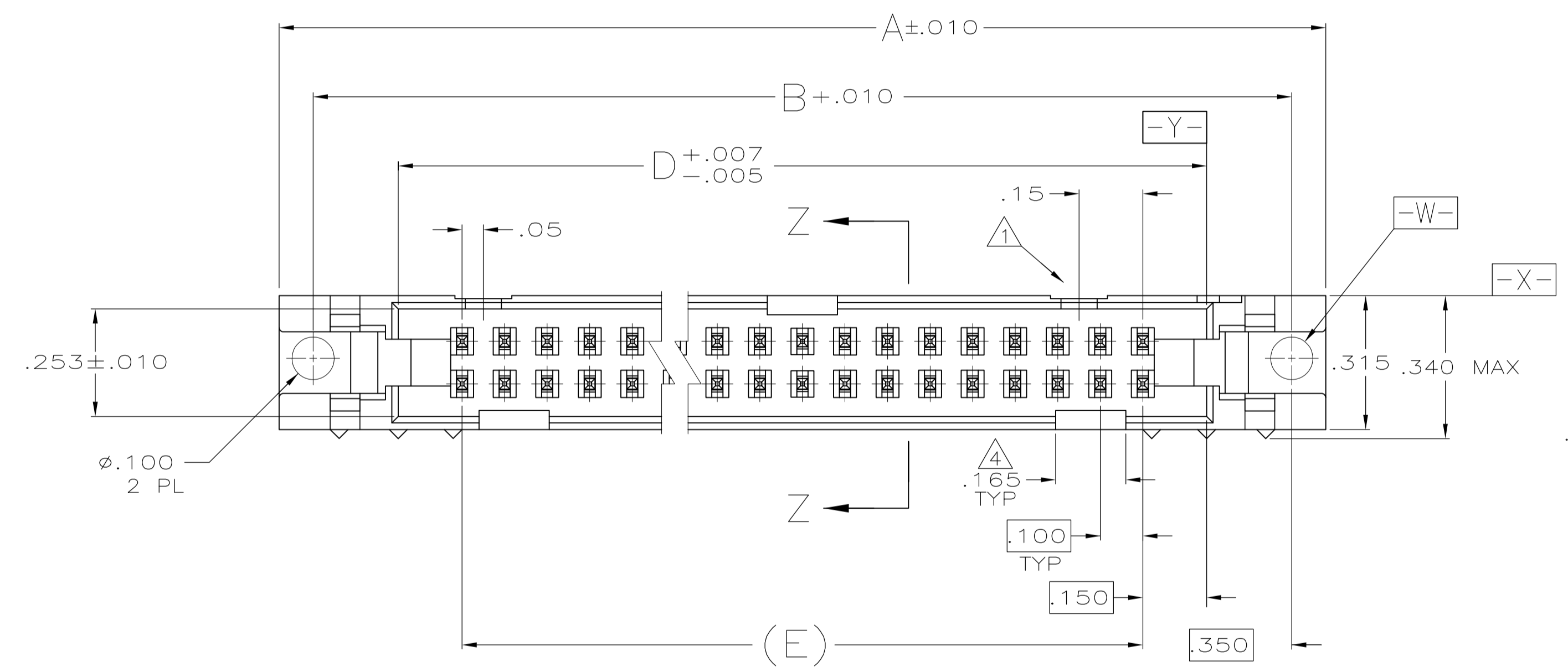


- 1 NO SNAP-IN POLARIZING FEATURE ON THIS END FOR 10 & 14 POS. HEADERS.
- 2 POSTS: GOLD FLASH OVER PALLADIUM-NICKEL PLATE, .000030 MIN TOTAL ON THE LOCALIZED PLATE AREA, .000100 MIN TIN PLATE ON THE SOLDER-TAIL, .000050 MIN NICKEL UNDERPLATE ON THE ENTIRE POST.
-OR-
.000030 MIN GOLD PLATE ON THE LOCALIZED PLATE AREA, .000100 MIN TIN PLATE ON THE SOLDER-TAIL, .000050 MIN NICKEL UNDERPLATE ON THE ENTIRE POST.
- 3 RECOMMENDED STENCIL THICKNESS EQUALS .010
- 4 FOR 10 POS HEADER ONLY, ONE SLOT LOCATED AS SHOWN.
- 5 MOLDED PARTS: FLAME RETARDANT PCT, UL94V-0 RATED, COLOR RED.
POSTS: PHOS BRONZE OR BRASS.



3.100	3.400	3.560	3.80	3.96	64	1-5111008-2	
2.900	3.200	3.360	3.60	3.76	60	1-5111008-1	
2.400	2.700	2.860	3.10	3.26	50	1-5111008-0	
1.900	2.200	2.360	2.60	2.76	40	5111008-9	
1.600	1.900	2.060	2.30	2.46	34	5111008-8	
1.400	1.700	1.860	2.10	2.26	30	5111008-7	
OBSOLETE	1.200	1.500	1.660	1.90	2.06	26	5111008-6
OBSOLETE	1.100	1.400	1.560	1.80	1.96	24	5111008-5
OBSOLETE	.900	1.200	1.360	1.60	1.76	20	5111008-4
OBSOLETE	.700	1.000	1.160	1.40	1.56	16	5111008-3
OBSOLETE	.600	.900	1.060	1.30	1.46	14	5111008-2
	.400	.700	.860	1.10	1.26	10	5111008-1
	E	D	C	B	A	NO OF POSN	PART NO

RECOMMENDED P C BOARD MOUNTING DIMENSIONS

THIS DRAWING IS A CONTROLLED DOCUMENT.

DIMENSIONS: INCHES	TOLERANCES UNLESS OTHERWISE SPECIFIED:	0 PLC ± -	1 PLC ± -	2 PLC ± -	3 PLC ± .005	4 PLC ± -	ANGLES ± -
MATERIAL		FINISH		WEIGHT		CUSTOMER DRAWING	

APPROVED: G. ATTADIA - 01-07-05
 CHK: S. BOLASH - 01-07-05
 NAME: M. WALMSLEY - 01-07-05

Tyco Electronics Corporation
 Harrisburg, PA 17105-3608

AMP-LATCH UNIVERSAL HEADER, .25 SQ POST, .100 X .100 CL, STRAIGHT, FOR VAPOR-PHASE APPLICATIONS

SIZE: A1
 CAGE CODE: 00779
 DRAWING NO: 5111008
 SCALE: 4:1
 SHEET: 1 OF 1
 REV: C