

Sealed Power Inductors

BWVH Series



BWVH series, an automatic assembly constructed power inductor, is shielded with magnetic resin and suitable for portable DC-DC converter applications.

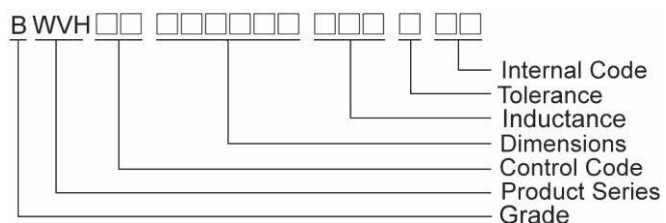
Features

- RoHS, Halogen Free and REACH Compliance
- Shielded with magnetic resin
- Low profile, miniature package size and wide inductance range.
- Low DCR and high rated current.

Applications

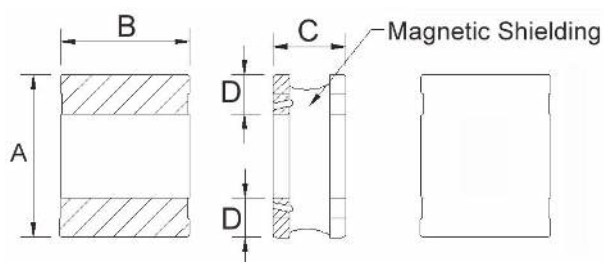
- Smart phone
- DSC
- Tablet PC and other portable devices
- DC/DC converters

Product Identification



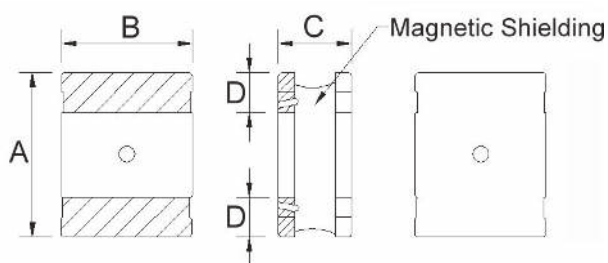
Shape and Dimensions

Figure 1



Recommended Pattern

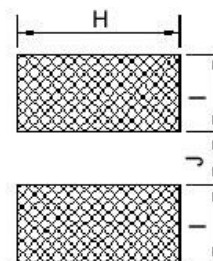
Figure 2



Dimensions in mm

TYPE	FIG	A	B	C	D	H	I	J
BWVH00201610_H1	1	2.0±0.25	1.6±0.25	1.02 Max	0.6	1.8	0.8	0.8
BWVH00252010_H1	1	2.5±0.25	2.0±0.25	1.00 Max	0.8	2.2	0.85	0.8
BWVH00252012_H1	2	2.5±0.25	2.0±0.25	1.2±0.05	0.8	2.2	0.85	0.8

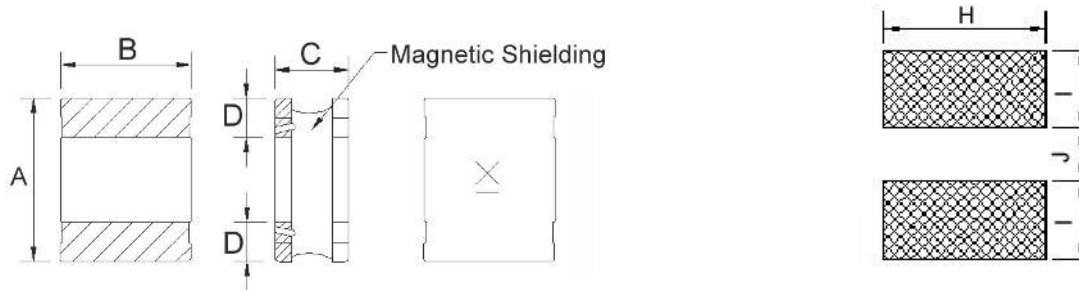
Recommended Pattern



Shape and Dimensions

Recommended Pattern

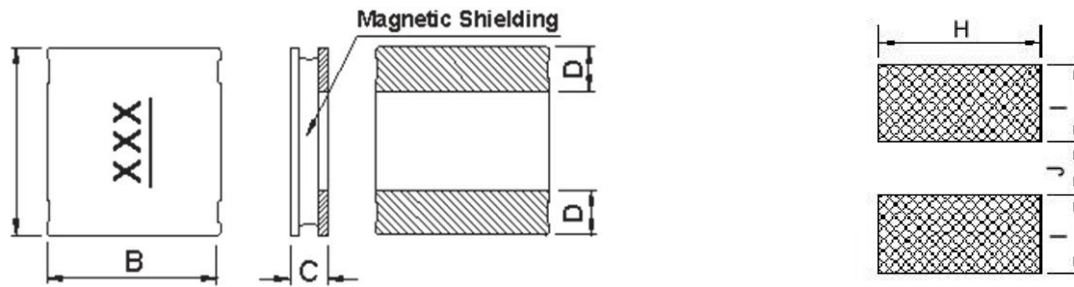
Figure 3



Dimensions in mm

TYPE	FIG	A	B	C	D	H	I	J
BWVH00252012	3	2.5±0.25	2.0±0.25	1.2±0.05	0.8	2.2	0.85	0.8

Figure 4



Dimensions in mm

TYPE	FIG	A	B	C	D	H	I	J
BWVH00595610	4	5.9±0.20	5.6±0.20	1.00 Max	1.4	5.8	1.5	3.2

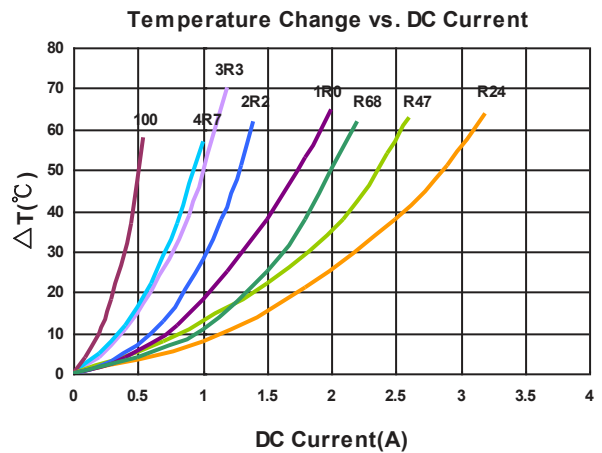
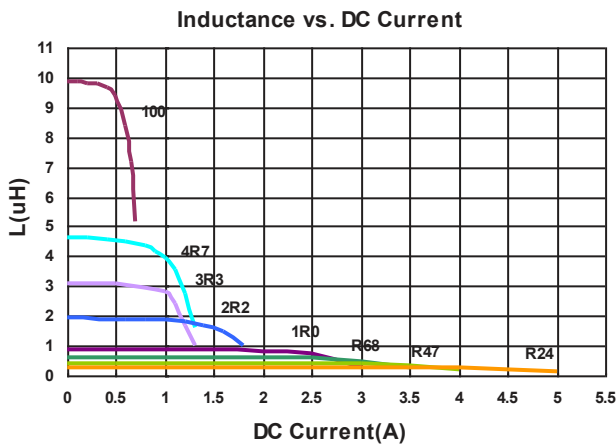
Electrical Characteristics

Part Number	Inductance (uH)	Tolerance (±%)	Test Frequency (MHz)	RDC (Ω) ±30%	Isat (mA) Typ. (Max)	Irms (mA) Typ. (Max)
BWVH00201610R24□H1	0.24	20, 30	1	0.048	3700(3300)	2500(2100)
BWVH00201610R33□H1	0.33	20, 30	1	0.048	3400(3000)	2500(2100)
BWVH00201610R47□H1	0.47	20, 30	1	0.072	2900(2600)	2100(1800)
BWVH00201610R56□H1	0.56	20, 30	1	0.072	2700(2400)	2100(1800)
BWVH00201610R68□H1	0.68	20, 30	1	0.092	2500(2200)	1800(1500)
BWVH002016101R0□H1	1.0	20, 30	1	0.110	2200(2000)	1500(1200)
BWVH002016102R2□H1	2.2	20, 30	1	0.205	1400(1200)	1150(970)
BWVH002016103R3□H1	3.3	20, 30	1	0.380	1050(940)	900(800)
BWVH002016104R7□H1	4.7	20, 30	1	0.520	900(800)	800(680)
BWVH00201610100□H1	10	20, 30	1	1.100	620(550)	450(380)

Note: When ordering, please specify tolerance code. Tolerance: M=±20% , T =±30%

- Operating temperature range - 55°C ~ 125°C(Including self - temperature rise)
- Isat for Inductance drop 30% from its value without current
- I rms for a 40°C temperature rise from 25°C ambient with current
- Measure Equipment :
- L : Agilent HP4287A+Agilent HP16197A, 1MHz 200mV
- RDC : DIGITAL MILLINHM METER CHROMA 16502, or equivalent
- Isat & I rms : Agilent HP4284A

Test Instruments : HP4284A Material/Impedance Analyzer



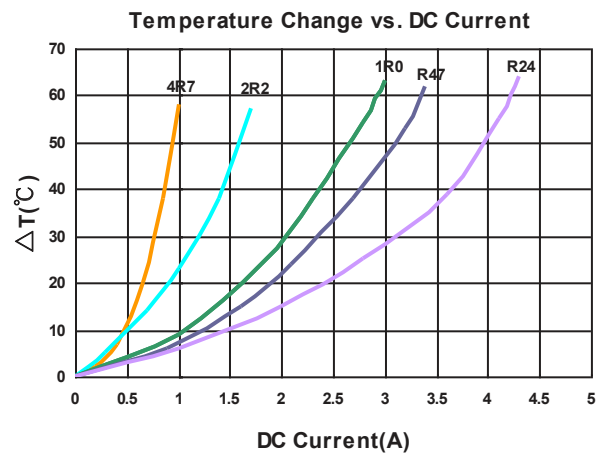
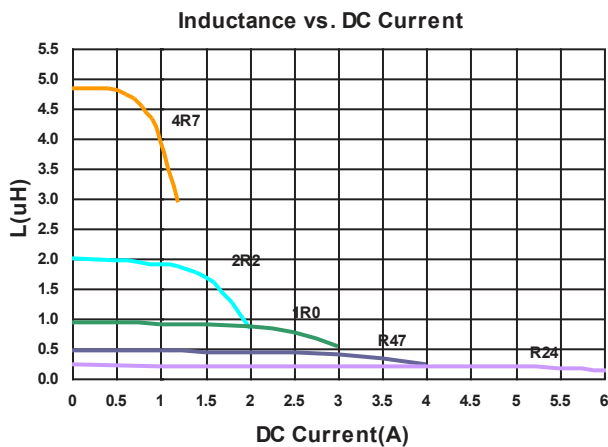
Electrical Characteristics

Part Number	Inductance (uH)	Tolerance (±%)	Test Frequency (MHz)	RDC (Ω) ±30%	Isat (mA) Typ. (Max)	Irms (mA) Typ. (Max)
BWVH00252010R24□H1	0.24	20, 30	1	0.030	4700(4200)	3600(3000)
BWVH00252010R47□H1	0.47	20, 30	1	0.043	3300(3000)	2700(2300)
BWVH00252010R68□H1	0.68	20, 30	1	0.062	2800(2500)	2300(1900)
BWVH002520101R0□H1	1.0	20, 30	1	0.080	2300(2100)	1900(1600)
BWVH002520102R2□H1	2.2	20, 30	1	0.135	1600(1400)	1400(1100)
BWVH002520104R7□H1	4.7	20, 30	1	0.330	1000(900)	850(720)
BWVH00252010100□H1	10	20, 30	1	0.670	720(640)	580(490)

Note: When ordering, please specify tolerance code. Tolerance: M=±20% , T =±30%

- Operating temperature range - 55°C ~ 125°C(Including self - temperature rise)
- Isat for Inductance drop 30% from its value without current
- I rms for a 40°C temperature rise from 25°C ambient with current
- Measure Equipment :
- L : Agilent HP4287A+Agilent HP16197A, 1MHz 200mV
- RDC : DIGITAL MILLINHM METER CHROMA 16502, or equivalent
- Isat & I rms : Agilent HP4284A

Test Instruments : HP4284A Material/Impedance Analyzer



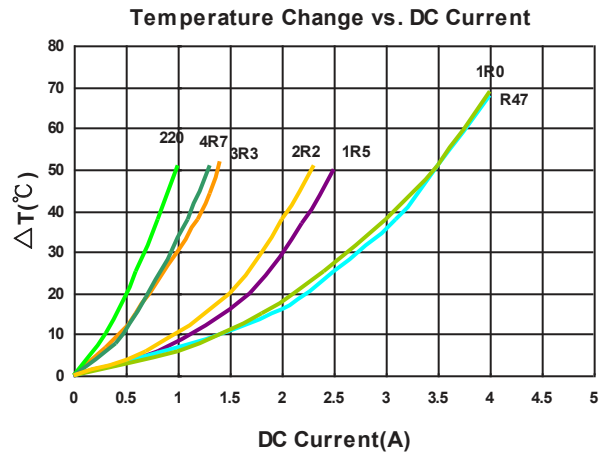
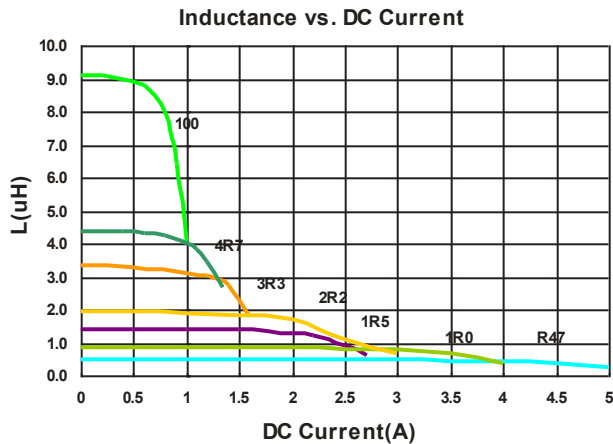
Electrical Characteristics

Part Number	Inductance (uH)	Tolerance (±%)	Test Frequency (MHz)	RDC (Ω) ±30%	Isat (mA) Typ. (Max)	Irms (mA) Typ. (Max)
BWVH00252012R47□H1	0.47	20, 30	1	0.031	4100(3700)	3100(2600)
BWVH00252012R68□H1	0.68	20, 30	1	0.031	3100(2900)	3100(2600)
BWVH002520121R0□H1	1.0	20, 30	1	0.049	3200(3000)	3000(2500)
BWVH002520121R5□H1	1.5	20, 30	1	0.088	2300(2100)	2200(1800)
BWVH002520122R2□H1	2.2	20, 30	1	0.099	2200(2000)	2000(1700)
BWVH002520123R3□H1	3.3	20, 30	1	0.190	1400(1200)	1200(1000)
BWVH002520124R7□H1	4.7	20, 30	1	0.235	1300(1100)	1100(930)
BWVH00252012100□H1	10	20, 30	1	0.510	920(820)	800(680)

Note: When ordering, please specify tolerance code. Tolerance: M=±20% , T =±30%

- Operating temperature range - 55°C ~ 125°C(Including self - temperature rise)
- Isat for Inductance drop 30% from its value without current
- I rms for a 40°C temperature rise from 25°C ambient with current
- Measure Equipment :
 - L : Agilent HP4287A+Agilent HP16197A, 1MHz 200mV
 - RDC : DIGITAL MILLINHM METER CHROMA 16502, or equivalent
 - Isat & I rms : Agilent HP4284A

Test Instruments : HP4284A Material/Impedance Analyzer



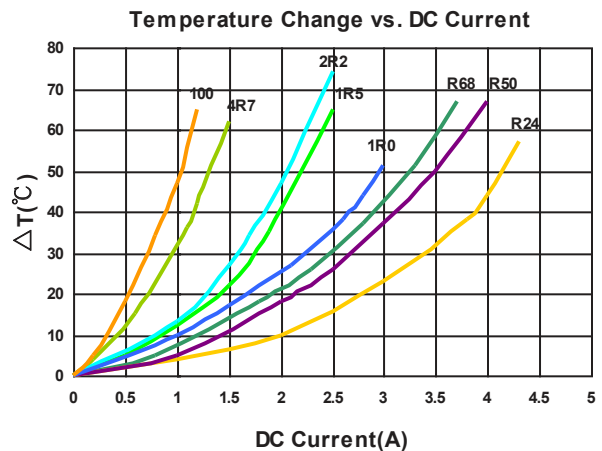
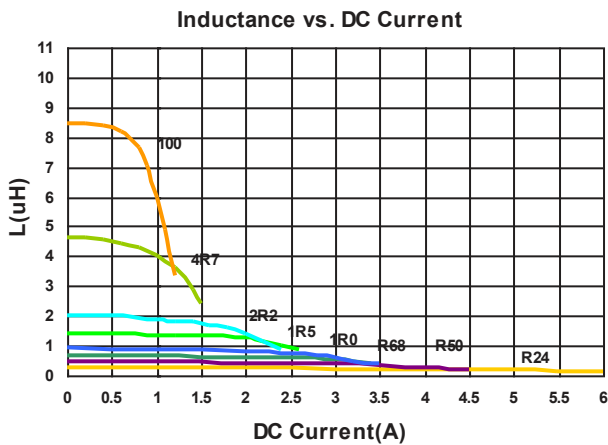
Electrical Characteristics

Part Number	Inductance (uH)	Tolerance (±%)	Test Frequency (MHz)	RDC (Ω) ±30%	Isat (mA) Typ. (Max)	Irms (mA) Typ. (Max)	Marking
BWVH00252012R24□00	0.24	20, 30	1	0.021	4700(4200)	3800(3200)	E
BWVH00252012R33□00	0.33	20, 30	1	0.027	4200(3700)	3000(2500)	G
BWVH00252012R47□00	0.47	20, 30	1	0.027	3600(3400)	3000(2500)	J
BWVH00252012R50□00	0.50	20, 30	1	0.027	3600(3400)	3000(2500)	D
BWVH00252012R68□00	0.68	20, 30	1	0.036	2900(2600)	2800(2300)	H
BWVH002520121R0□00	1.0	20, 30	1	0.037	2700(2450)	2600(2200)	A
BWVH002520121R5□00	1.5	20, 30	1	0.075	2200(1900)	1900(1600)	I
BWVH002520122R2□00	2.2	20, 30	1	0.080	1900(1800)	1800(1500)	B
BWVH002520124R7□00	4.7	20, 30	1	0.195	1200(1000)	1100(930)	C
BWVH00252012100□00	10	20, 30	1	0.400	900(800)	800(680)	F
BWVH00252012330□00	33	20, 30	1	1.550	430(380)	380(340)	L
BWVH00252012470□00	47	20, 30	1	1.700	390(350)	340(300)	K

Note: When ordering, please specify tolerance code. Tolerance: M=±20% , T =±30%

- Operating temperature range - 55°C ~ 125°C(Including self - temperature rise)
- Isat for Inductance drop 30% from its value without current
- I rms for a 40°C temperature rise from 25°C ambient with current
- Measure Equipment :
- L : Agilent HP4287A+Agilent HP16197A, 1MHz 200mV
RDC : DIGITAL MILLINHM METER CHROMA 16502, or equivalent
Isat & I rms : Agilent HP4284A

Test Instruments : HP4284A Material/Impedance Analyzer



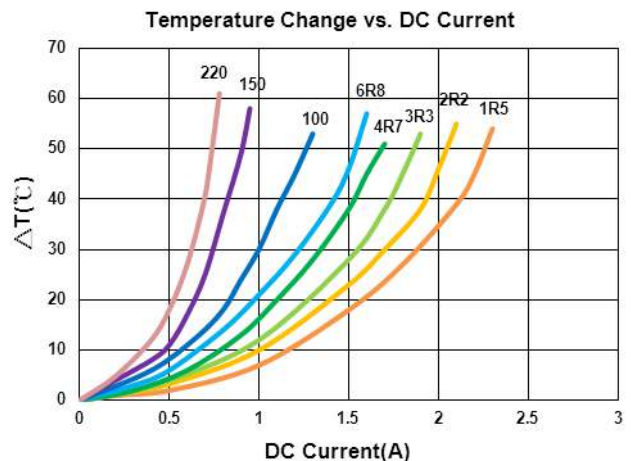
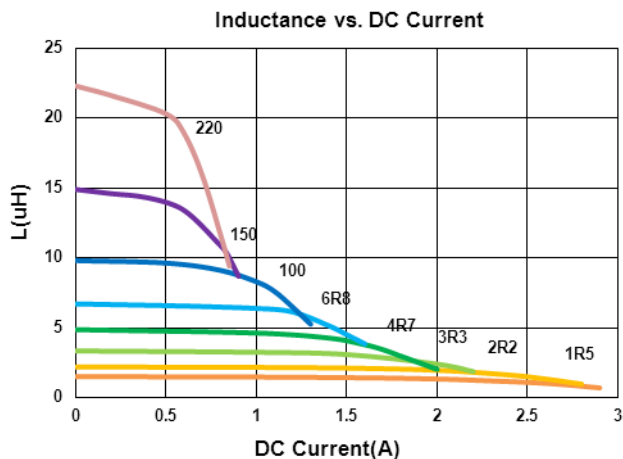
Electrical Characteristics

Part Number	Inductance (uH)	Tolerance (±%)	Test Frequency (kHz)	RDC (Ω) ±30%	Isat (mA) Typ. (Max)	Irms (mA) Typ. (Max)	Marking
BWVH005956101R5□00	1.5	20, 30	100	0.086	2400(2100)	2100(1900)	<u>1R5</u>
BWVH005956102R2□00	2.2	20, 30	100	0.110	2200(1900)	1900(1700)	<u>2R2</u>
BWVH005956103R3□00	3.3	20, 30	100	0.135	1800(1600)	1700(1500)	<u>3R3</u>
BWVH005956104R7□00	4.7	20, 30	100	0.165	1500(1300)	1500(1300)	<u>4R7</u>
BWVH005956106R8□00	6.8	20, 30	100	0.210	1400(1200)	1400(1200)	<u>6R8</u>
BWVH00595610100□00	10	20, 30	100	0.270	1100(1000)	1100(1000)	<u>100</u>
BWVH00595610150□00	15	20, 30	100	0.375	800(720)	800(720)	<u>150</u>
BWVH00595610220□00	22	20, 30	100	0.580	690(620)	690(620)	<u>220</u>

Note: When ordering, please specify tolerance code. Tolerance: M=±20% , T =±30%

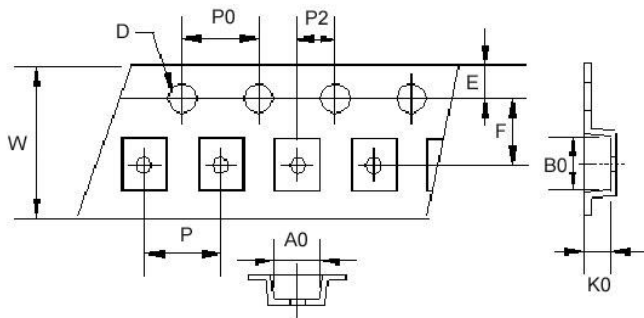
- Operating temperature range - 55°C ~ 125°C(Including self - temperature rise)
- Isat for Inductance drop 10% from its value without current
- I rms for a 40°C temperature rise from 25°C ambient with current
- Measure Equipment :
- L : Agilent HP 4285A+Agilent HP 42841A, 100kHz 1V
 RDC : DIGITAL MILLINHM METER CHROMA 16502, or equivalent
 Isat & I rms : Agilent HP 4285A+Agilent HP 42841A

Test Instruments : HP4285A Material/Impedance Analyzer

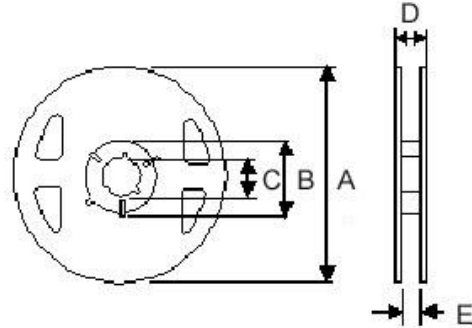


Packaging Specifications

Tape Dimensions



Reel Dimensions



Dimensions in mm

TYPE	Tape Dimensions										Reel Dimensions					Quantity
	A0	B0	K0	D	E	F	W	P	P0	P2	A	B	C	D	E	PCS / Reel
BWVH00201610	1.9	2.2	1.15	1.55	1.75	3.5	8	4	4	2	180	60	13	14.4	8.4	2000
BWVH00252010	2.4	2.7	1.15	1.55	1.75	3.5	8	4	4	2	180	60	13	14.4	8.4	2000
BWVH00252012	2.4	2.7	1.35	1.55	1.75	3.5	8	4	4	2	180	60	13	14.4	8.4	2000
BWVH00595610	5.9	6.2	1.20	1.55	1.75	7.5	16	12	4	2	330	100	13	-	16	2000

For More Information:

Americas - prodinfo_power_americas@yageo.com | Europe - prodinfo_power_emea@yageo.com | Asia - prodinfo_power_asia@yageo.com

Performance warranty of products offered on this data sheet is limited to the parameters specified. Data is subject to change without notice. Other brand and product names mentioned herein may be trademarks or registered trademarks of their respective owners. © Copyright, 2022. Pulse Electronics, Inc. All rights reserved.