



MMSZ4691WS SERIES

SURFACE MOUNT SILICON ZENER DIODES

VOLTAGE 6.2 ~ 15 Volt **POWER** 200 mWatt

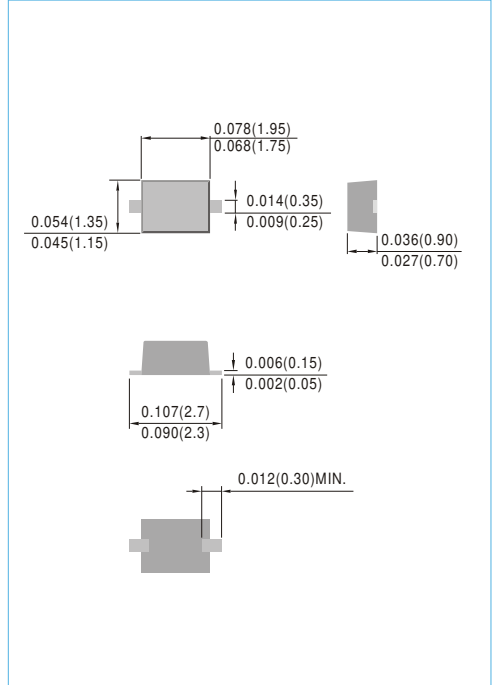
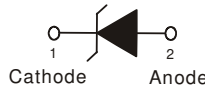
SOD-323 Unit : inch(mm)

FEATURES

- Planar Die construction
- 200mW Power Dissipation
- Ultra Thin Profile Package for Space Constrained Utilization
- Package suitable for Automated Handling
- Ideally Suited for Automated Assembly Processes
- Lead free in compliance with EU RoHS 2011/65/EU directive
- Green molding compound as per IEC61249 Std. . (Halogen Free)

MECHANICAL DATA

- Case: SOD-323, Molded Plastic
- Terminals: Solderable per MIL-STD-750, Method 2026
- Polarity: Color band denotes cathode end
- Approx. Weight: 0.00014 ounces, 0.0041 grams



MAXIMUM RATINGS AND ELECTRICAL CHARACTERISTICS (TA=25°C unless otherwise noted)

Parameter	Symbol	Value	Units
Maximum Power Dissipation (Note 1)	P_D	200	mW
Typical Thermal Resistance , Junction to Ambient (Note 1) Junction to Case (Note 1)	$R_{\theta JA}$ $R_{\theta JL}$	625 400	°C/W
Operating Junction Temperature and Storage Temperature Range	T_J, T_{STG}	-55 to +150	°C

Part Number	Nominal Zener Voltage			Max. Zener Impedance	Max Reverse Leakage Current		Marking Code
	$V_Z @ I_{ZT}$				I_{ZT}	$I_R @ V_R$	
	Nom. V	Min. V	Max. V	mA		μA	
MMSZ4691WS	6.2	5.89	6.51	0.05	10	5	CA
MMSZ4692WS	6.8	6.46	7.14	0.05	10	5.1	CX
MMSZ4702WS	15	14.25	15.75	0.05	0.05	11.4	DM

NOTES :

1. Mounted on 48cm² FR-4 PCB Board.



MMSZ4691WS SERIES

RATING AND CHARACTERISTIC CURVES

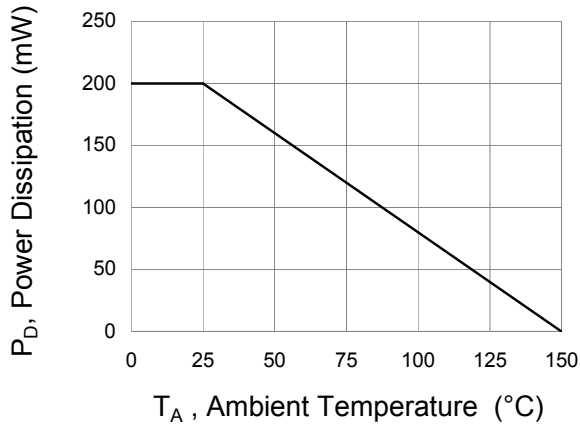


Fig.1 Power Derating Curve

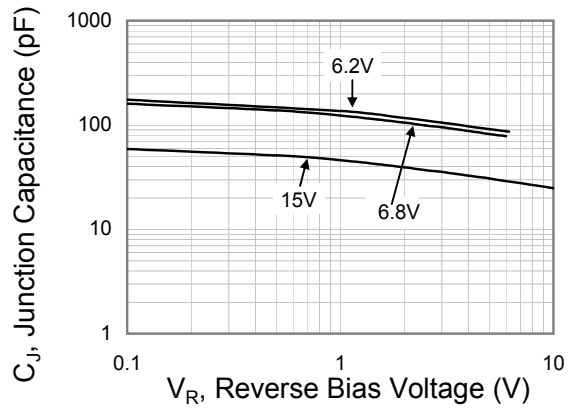


Fig.2 Typical Junction Capacitance

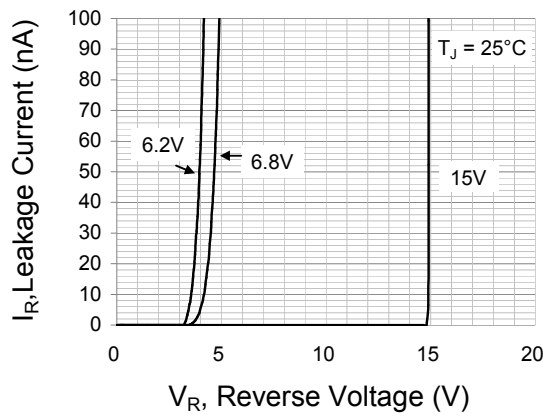


Fig.3 Typical Leakage Characteristics

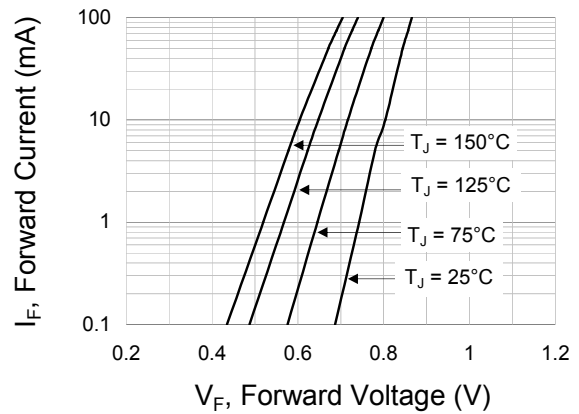


Fig.4 Typical Forward Characteristics

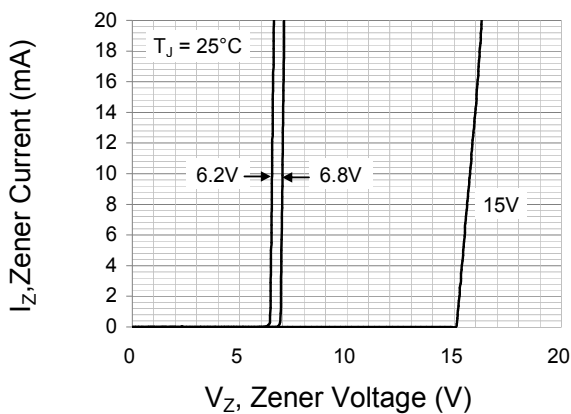


Fig.5 Typical Zener Characteristics

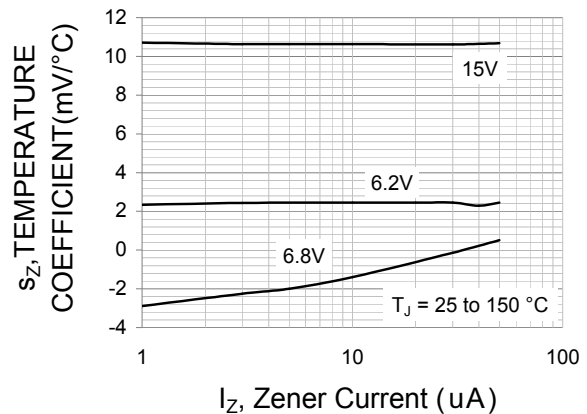


Fig.6 Temperature coefficient as a function of working current; typical values



MMSZ4691WS SERIES

RATING AND CHARACTERISTIC CURVES

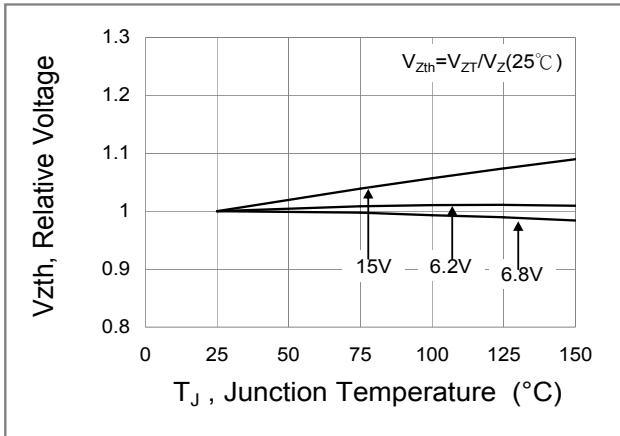
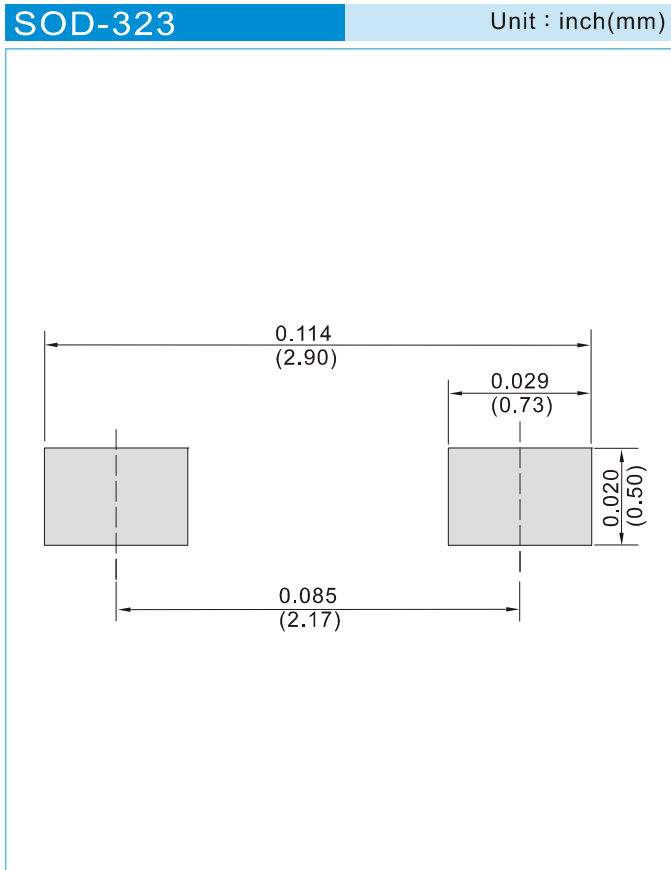


Fig.10 Junction temperature of working voltage vs junction temperature



MMSZ4691WS SERIES

MOUNTING PAD LAYOUT



ORDER INFORMATION

- Packing information
T/R - 12K per 13" plastic Reel
T/R - 5K per 7" plastic Reel



MMSZ4691WS SERIES

Part No_packing code_Version

MMSZ4691WS_R1_00001

MMSZ4691WS_R2_00001

For example :

RB500V-40 R2 00001



Packing Code XX				Version Code XXXXX		
Packing type	1 st Code	Packing size code	2 nd Code	HF or RoHS	1 st Code	2 nd ~5 th Code
Tape and Ammunition Box (T/B)	A	N/A	0	HF	0	serial number
Tape and Reel (T/R)	R	7"	1	RoHS	1	serial number
Bulk Packing (B/P)	B	13"	2			
Tube Packing (T/P)	T	26mm	X			
Tape and Reel (Right Oriented) (TRR)	S	52mm	Y			
Tape and Reel (Left Oriented) (TRL)	L	PANASERT T/B CATHODE UP (PBCU)	U			
FORMING	F	PANASERT T/B CATHODE DOWN (PBCD)	D			



MMSZ4691WS SERIES

Disclaimer

- Reproducing and modifying information of the document is prohibited without permission from Panjit International Inc..
- Panjit International Inc. reserves the rights to make changes of the content herein the document anytime without notification. Please refer to our website for the latest document.
- Panjit International Inc. disclaims any and all liability arising out of the application or use of any product including damages incidentally and consequentially occurred.
- Panjit International Inc. does not assume any and all implied warranties, including warranties of fitness for particular purpose, non-infringement and merchantability.
- Applications shown on the herein document are examples of standard use and operation. Customers are responsible in comprehending the suitable use in particular applications. Panjit International Inc. makes no representation or warranty that such applications will be suitable for the specified use without further testing or modification.
- The products shown herein are not designed and authorized for equipments requiring high level of reliability or relating to human life and for any applications concerning life-saving or life-sustaining, such as medical instruments, transportation equipment, aerospace machinery et cetera. Customers using or selling these products for use in such applications do so at their own risk and agree to fully indemnify Panjit International Inc. for any damages resulting from such improper use or sale.
- Since Panjit uses lot number as the tracking base, please provide the lot number for tracking when complaining.