

4

3

2

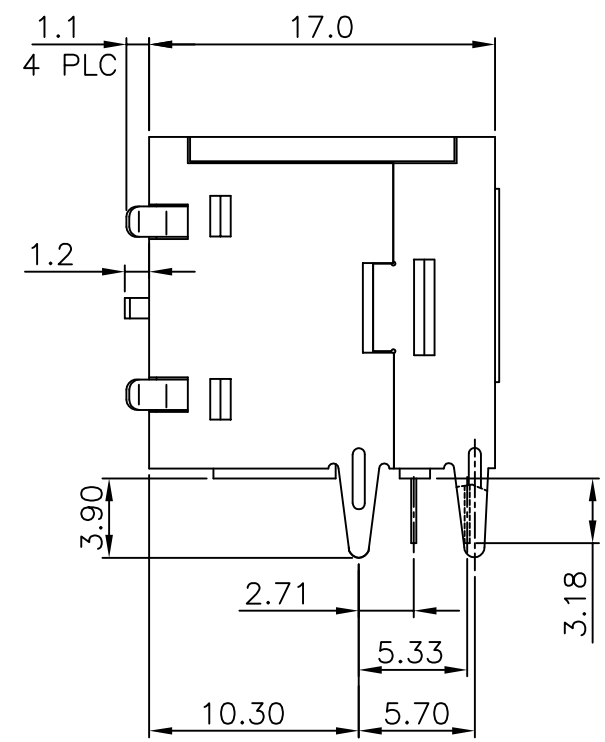
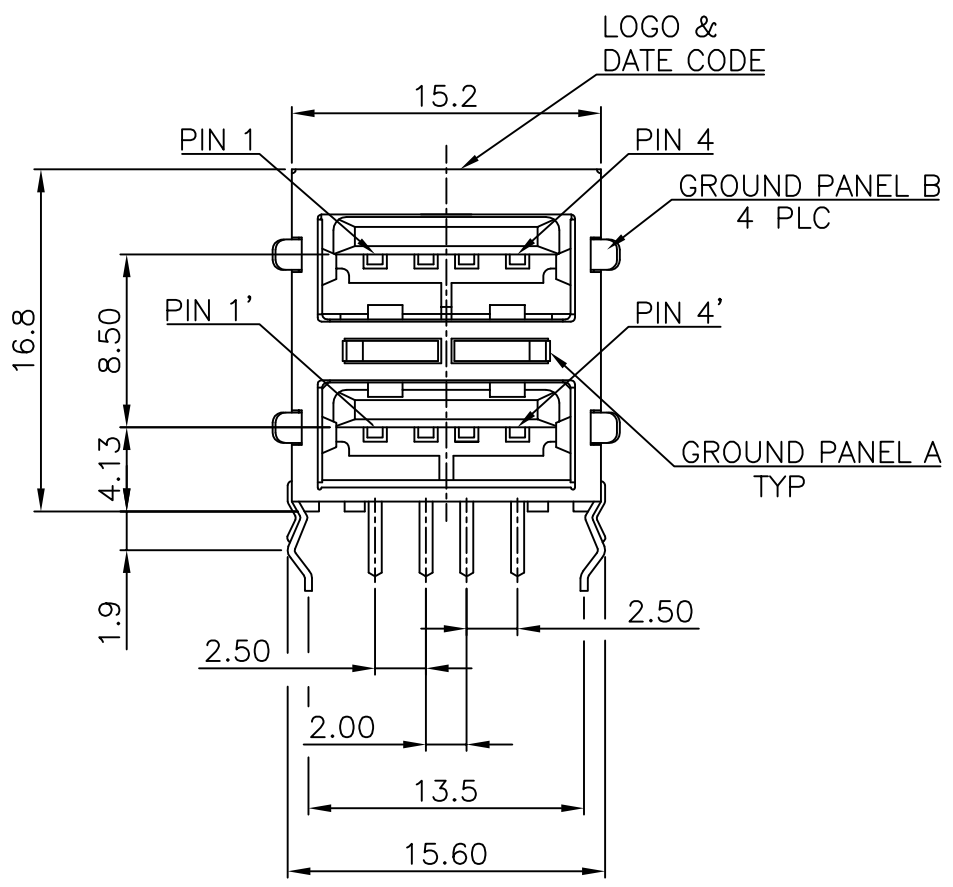
1

THIS DRAWING IS UNPUBLISHED. RELEASED FOR PUBLICATION
 © COPYRIGHT 2011 BY TYCO ELECTRONICS CORPORATION. ALL RIGHTS RESERVED.

| LOC | DIST | REVISIONS | | | |
|-----|------|-------------|-------------------------|-----------|---------|
| P | LTR | DESCRIPTION | DATE | DWN | APVD |
| DW | / | B4 | REVISED (ECR-15-013569) | 23DEC2015 | B.L H.W |

D

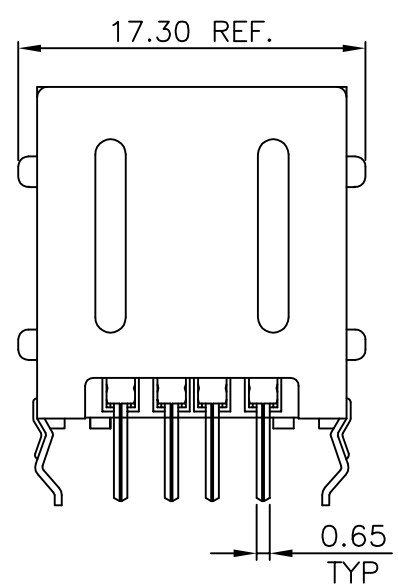
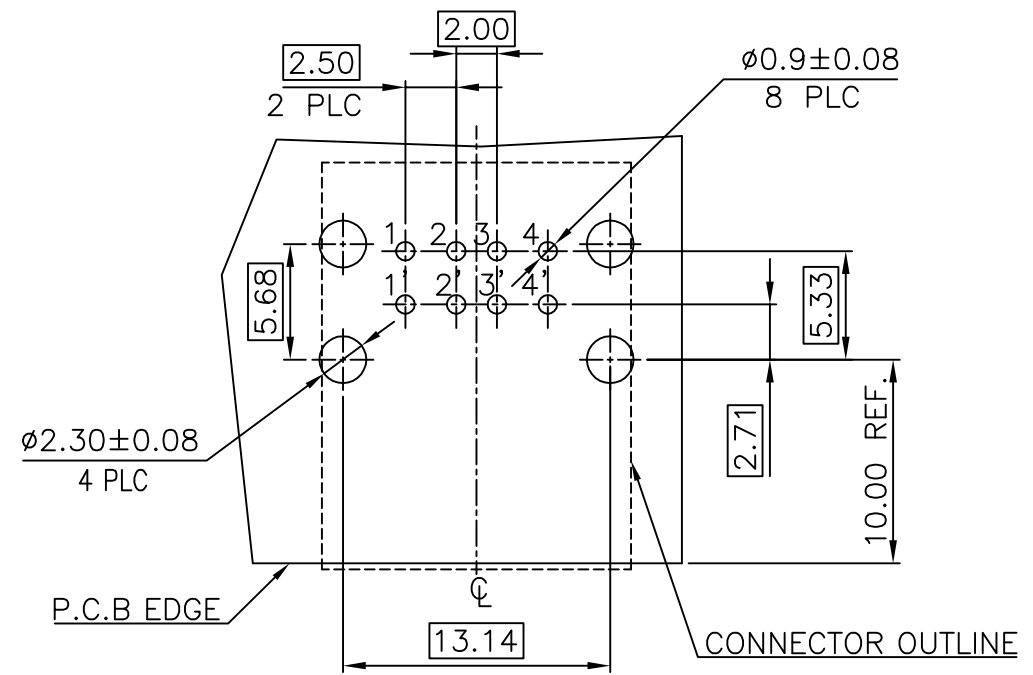
D



NOTES:
 1. MATERIAL:
 HOUSING: THERMOPLASTIC (SEE TABLE), WITH 30% GF, UL 94V-0, BLACK COLOR.
 CONTACT: PHOSPHOR BRONZE, (t=0.25mm).
 SHIELD: COLD ROLL STEEL, (t=0.35mm)
 GROUNDING STRIP: STAINLESS, (t=0.20 & 0.25mm)
 2. FINISH :
 CONTACT: 0.762µm [30µ"] MIN. GOLD PLATING ON CONTACT AREA,
 3.81µm [150µ"] MIN. BRIGHT TIN PLATING ON SOLDER TAILS,
 1.27µm [50µ"] MIN. NICKEL UNDERPLATING OVERALL.
 SHIELD: 3.048µm [120µ"] MIN. NICKEL PLATED OVERALL.
 ⚠ WAVE SOLDER CAPABLE TO 245°C PER TE SPEC109-201, CONDITION A.
 ⚠ REFLOW SOLDER CAPABLE TO 260°C PER TE SPEC 109-201, CONDITION B.

C

C



REAR VIEW

| | | | | |
|----------|--------|-----|-----|-------------|
| OBSOLETE | ⚠ PA9T | W/ | W/O | 2-1734084-2 |
| OBSOLETE | ⚠ PBT | W/ | W/O | 2-1734084-1 |
| OBSOLETE | ⚠ PA9T | W/O | W/ | 1-1734084-2 |
| OBSOLETE | ⚠ PBT | W/O | W/ | 1-1734084-1 |
| OBSOLETE | ⚠ PA9T | W/O | W/O | 0-1734084-2 |
| OBSOLETE | ⚠ PBT | W/O | W/O | 0-1734084-1 |

B

B

| HSG.MATERIAL | GROUND PANEL B | GROUND PANEL A | PART NUMBER |
|--------------|----------------|----------------|-------------|
|--------------|----------------|----------------|-------------|

A

A

RECOMMENDED P.C.B. LAYOUT (THICKNESS=1.6mm)
 (TOP VIEW) (TOLERANCE:±0.05mm)

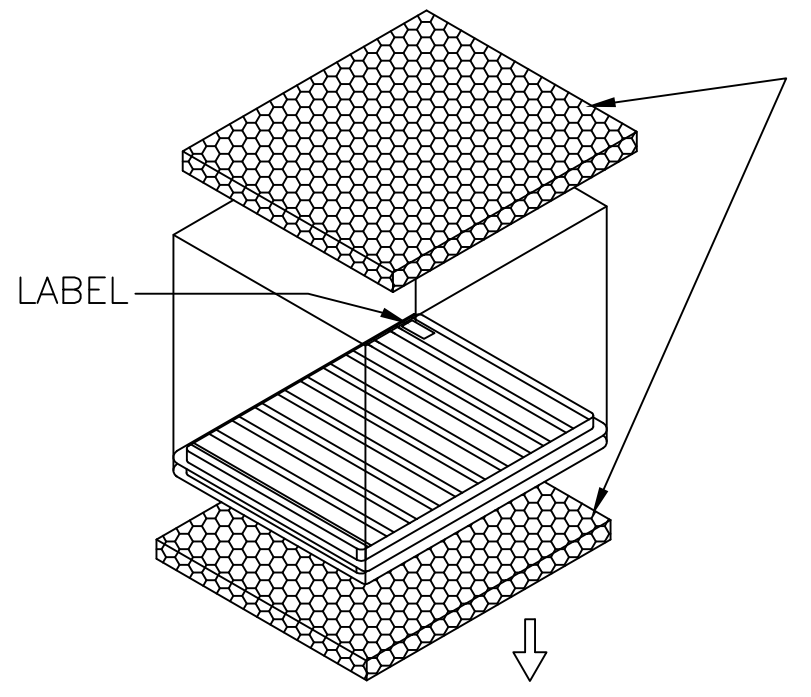
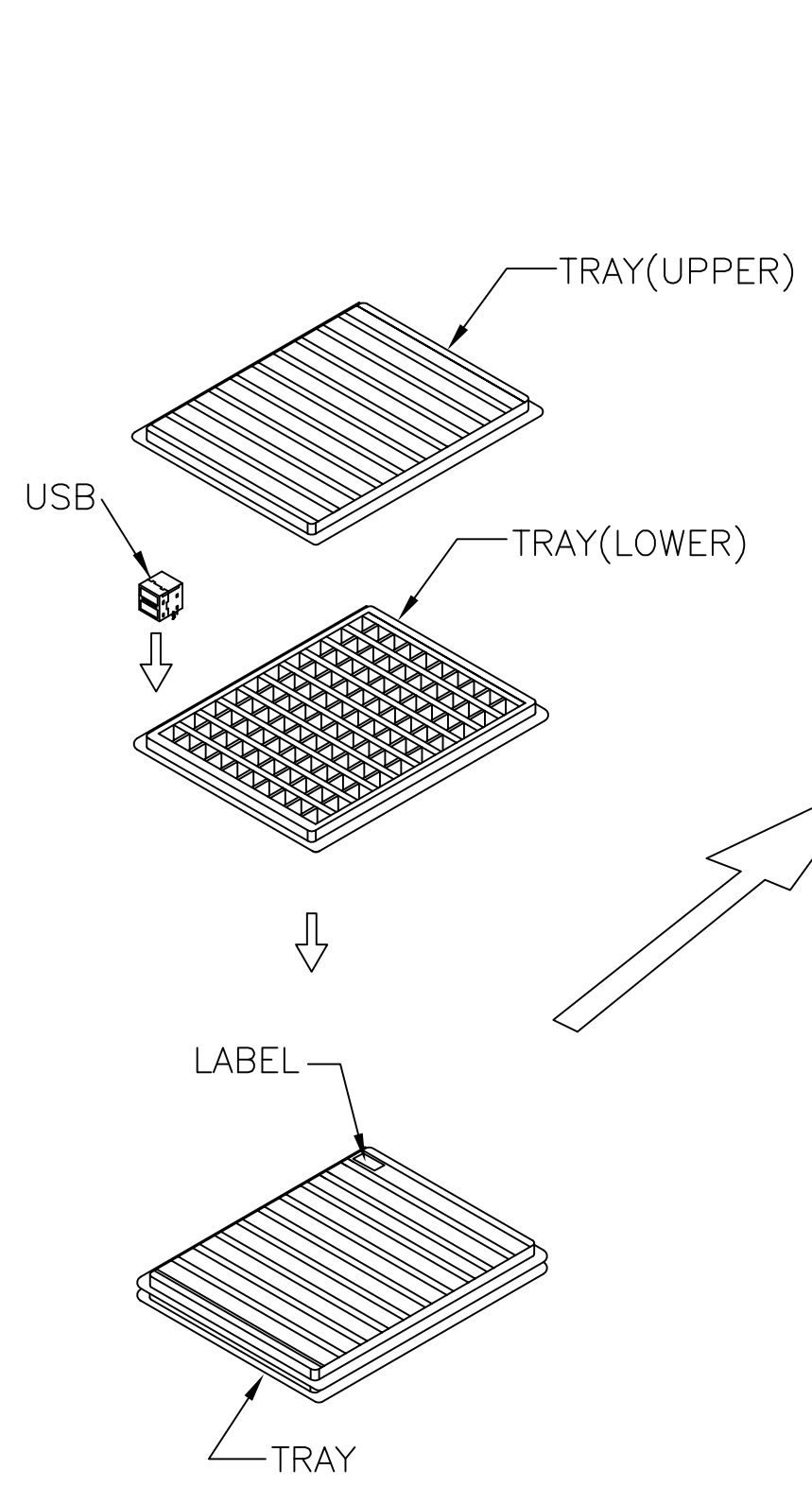
| | | | | |
|---|--|------------------------|---------------------------------|-----------------|
| THIS DRAWING IS A CONTROLLED DOCUMENT. | | DWN O. HU 07JUL2005 | TE Connectivity | |
| DIMENSIONS: mm | | CHK S. JOU 07JUL2005 | | |
| TOLERANCES UNLESS OTHERWISE SPECIFIED: | | APVD W.J. KE 07JUL2005 | NAME | |
| 0 PLC ± - 1 PLC ± 0.35 2 PLC ± 0.25 3 PLC ± 0.15 4 PLC ± - ANGLES ± 3° | | PRODUCT SPEC | RCPT, STACKED, USB, R/A, A TYPE | |
| MATERIAL SEE NOTE | | FINISH SEE NOTE | APPLICATION SPEC | 108-57549 |
| | | WEIGHT 6.16 GRAMS | SIZE A3 | CAGE CODE 00779 |
| | | CUSTOMER DRAWING | DRAWING NO C=1734084 | RESTRICTED TO |
| | | SCALE - | SHEET 1 of 2 | REV B4 |

THIS DRAWING IS UNPUBLISHED. RELEASED FOR PUBLICATION
 © COPYRIGHT 2011 BY TYCO ELECTRONICS CORPORATION. ALL RIGHTS RESERVED.

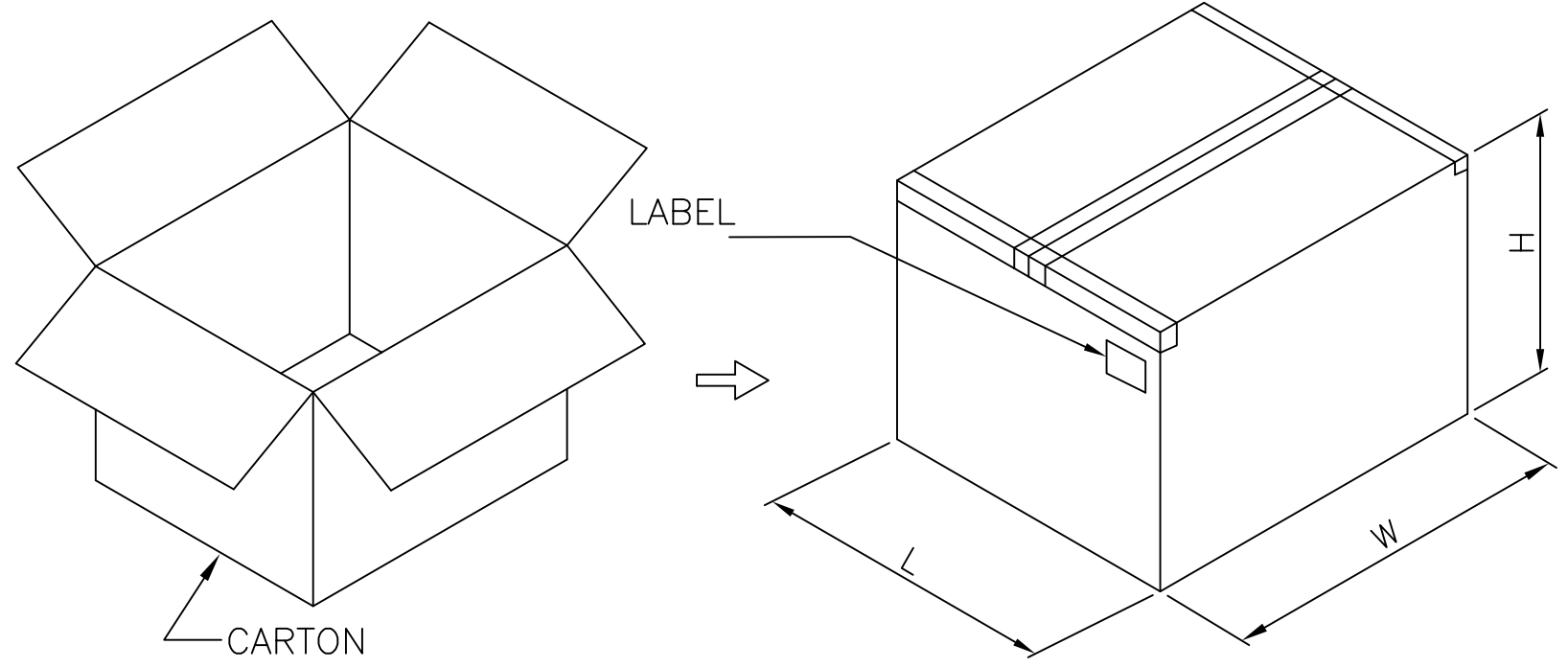
| LOC | DIST | REVISIONS | | | | | |
|-----|------|-----------|-----|--------------|------|-----|------|
| DW | | P | LTR | DESCRIPTION | DATE | DWN | APVD |
| | | | | SEE SHEET 1. | | | |

D
C
B
A

D
C
B
A



NOTES:
 1. MATERIAL:
 TRAY: PE.
 POLYLONE: POLYLONE
 SHIPPING CARTON: CORRUGATED FIBER.
 2. DIMENSION :
 TRAY : L=307mm, W=235mm, H=24mm
 SHIPPING CARTON : L=325mm, W=256mm, H=285mm
 POLYLONE : L=305mm, W=236mm, H=11.5mm



| | | | | |
|--------------|------------|----------|-------------|----------|
| 7.30 Kg | 6.16 Kg | 100 | 10 | 1000 |
| GROSS WEIGHT | NET WEIGHT | PCS/TRAY | TRAY/CARTON | QUANTITY |

| | | | | | |
|--|--|------------------|--|---------------------------------|--|
| THIS DRAWING IS A CONTROLLED DOCUMENT. | | DWN | | TE Connectivity | |
| DIMENSIONS: mm | | CHK | | | |
| TOLERANCES UNLESS OTHERWISE SPECIFIED: | | APVD | | NAME | |
| 0 PLC ± - | | PRODUCT SPEC | | RCPT, STACKED, USB, R/A, A TYPE | |
| 1 PLC ± - | | APPLICATION SPEC | | SIZE | |
| 2 PLC ± - | | WEIGHT | | CAGE CODE | |
| 3 PLC ± - | | CUSTOMER DRAWING | | DRAWING NO | |
| 4 PLC ± - | | SCALE | | RESTRICTED TO | |
| ANGLES ± - | | SHEET | | REV | |
| MATERIAL | | 2 of 2 | | B4 | |
| FINISH | | A3 00779 | | C=1734084 | |