


NEW


Fine-Coax Wire Connector for Small Portable Devices CONNECTOR

FI-JW SeriesMB-0181-2
October 2008**RoHS Compliant**

The FI-JW Series is a compact, low profile connector with a plug that can pass through a very small diameter hinge after harness assembly.

Features

- Plug side can pass through a 3.7mm dia. hinge after harness assembly (40 pos., 42 AWG)
- Mated dimensions of 3.2mm depth, 17.3mm width (40 pos.), 1.65mm height
- Stable connection by a secure 0.35 mm effective contact length.
- Enhanced connection stability with gold plated ground contact points on plug and receptacle
- Mis-mating prevention structure
- Enhanced noise resistance characteristic with 6 ground contact points between plug and receptacle
- Applicable wire: compatible with 42 and 44 AWG fine-coaxial wire
- Supports automated mounting with embossed tape for receptacle
- Solder migration prevention structure with Ni barrier on receptacle

General Specifications

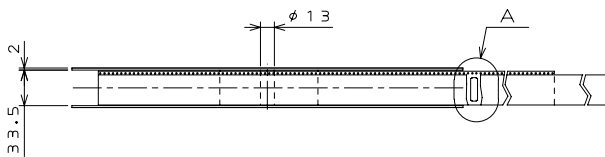
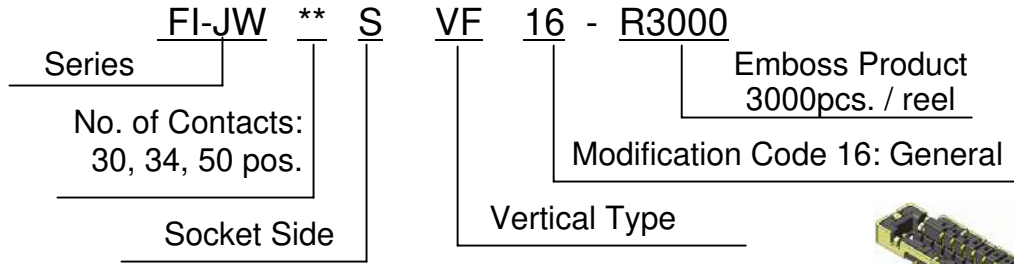
- | | |
|---|--|
| ■No. of Contacts: 30, 34, 40, 50 pos. | ■Rated Current: AC, DC each 0.25A per pos. |
| ■Pitch: 0.3mm | ■Rated Voltage: AC, DC each 50V per pos. |
| ■Operating Temperature:
-40 Deg. C to +85 Deg. C | ■Insulation Resistance: 100M ohm min. |
| ■Contact Resistance:
40m ohm max. (initial) | ■Dielectric Withstanding Voltage :
AC 100Vr. m.s per minute |
| ■Durability: 30 mating cycles | ■Applicable Wire: 42 to 44 AWG |

Materials and Finishes

Component	Material / Finish
Receptacle (FI-JW**S-VF16)	
Contact	Copper alloy / Contact area Au plating over Ni, Terminal area Au flash plating over Ni
Shell	Copper alloy / Contact area Au plating over Ni
Insulator	Heat resistant plastic UL94V-0
Adsorption Insulator	Heat resistant plastic UL94V-0
Plug (FI-JW**C)	
Contact	Copper alloy / Contact area Au plating over Ni, Terminal area Au flash plating over Ni
Insulator	Heat resistant plastic UL94V-0
Plug / Base Ground Bar (FI-JW**C-BGB-**)	
Base Ground Bar	Stainless steel / Contact area Au plating over Ni Terminal area Sn plating over Ni
Plug / Cover Ground Bar (FI-JW**C-CGB-**)	
Cover Ground Bar	Copper alloy / Sn plating over Ni
Plug / Cover Shell (FI-JW**C-SH1)	
Cover shell	Stainless steel / Au flash plating over Ni

Ordering Information

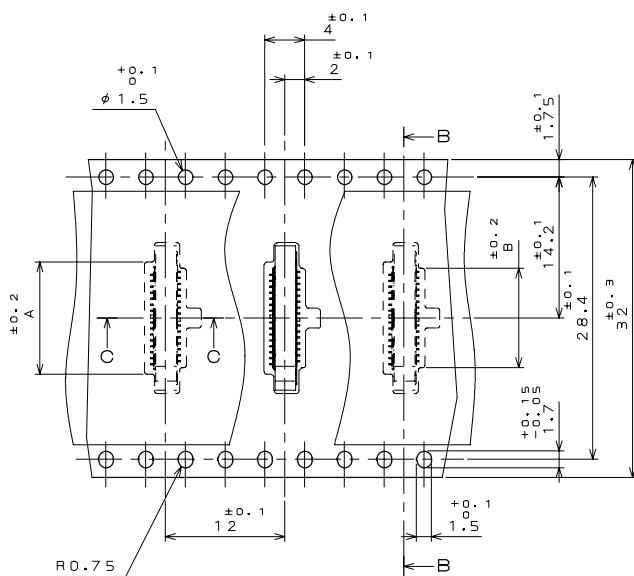
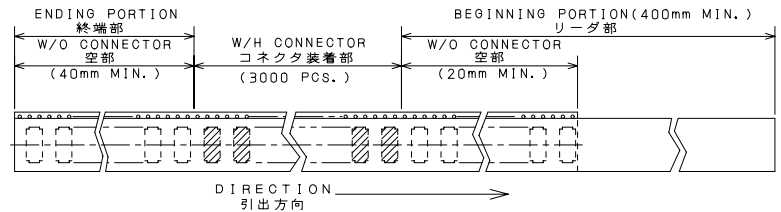
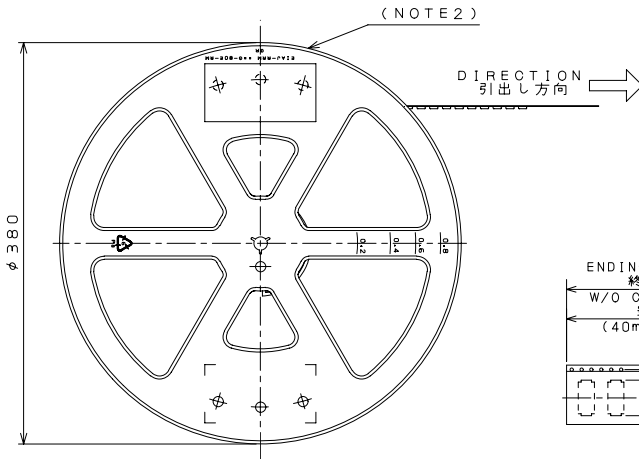
Receptacle Side
Emboss Product
(30, 34, 50 pos. : SJ106818)



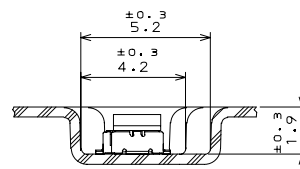
Unit: mm

Dimensions

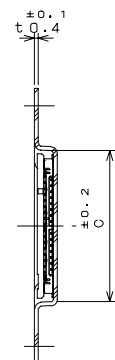
DIMENSIONS 寸法	A	B	C
NO. OF CONTACTS 芯数			
30	11.3	10	15.2
34	12.5	11.2	16.4
50	17.3	16	21.2



DETAIL A
(SCALE 2:1)




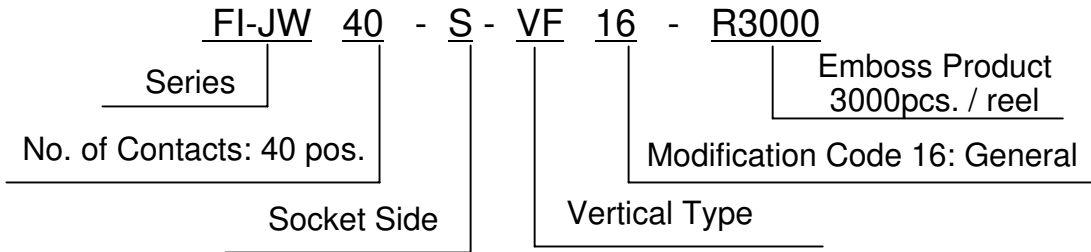
SECT. C-C
(SCALE 5:1)



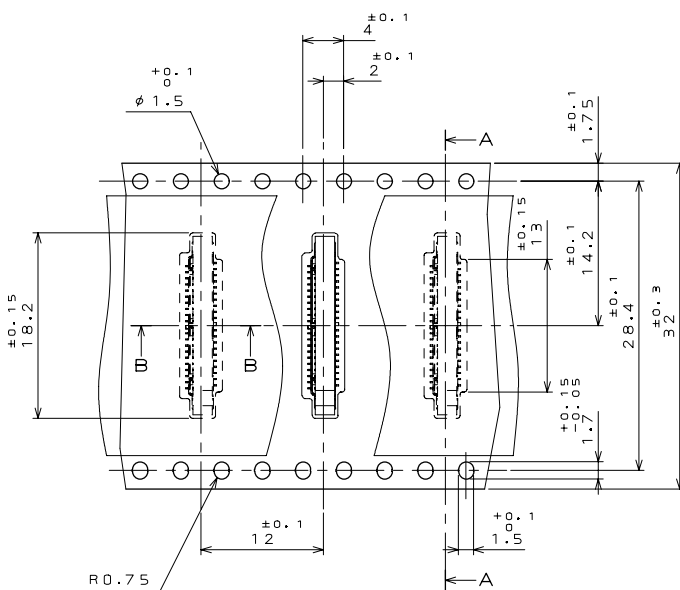
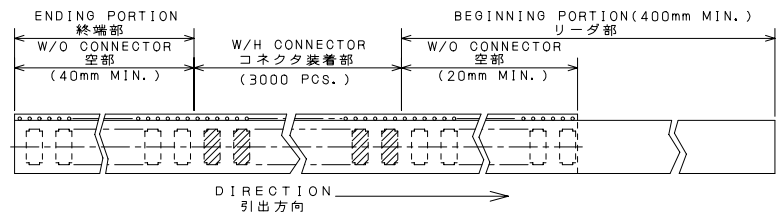
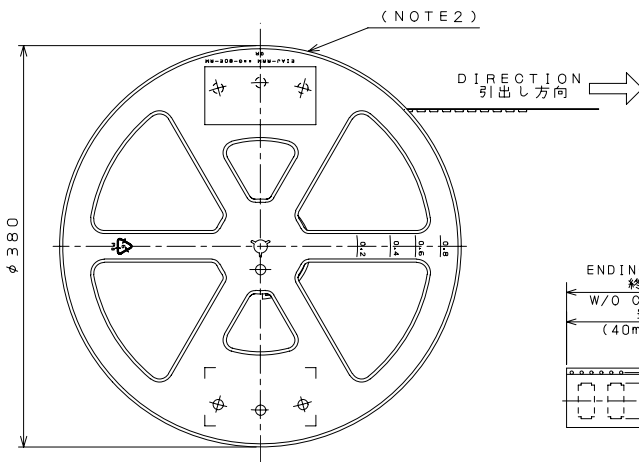
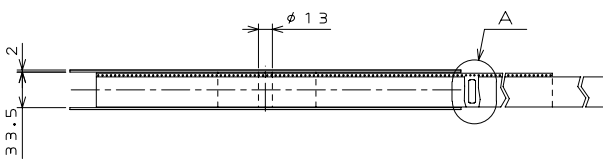
SECT. B-B
(SCALE 2:1)

Ordering Information

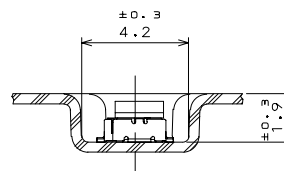
Receptacle Side
 Emboss Product
 (40 pos. : SJ106320)



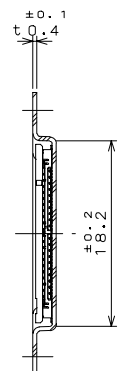
Unit: mm



DETAIL A
 (SCALE 2:1)




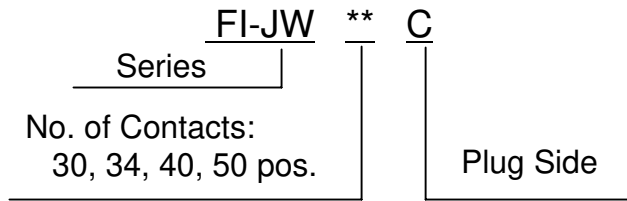
SECT. C-C
 (SCALE 5:1)



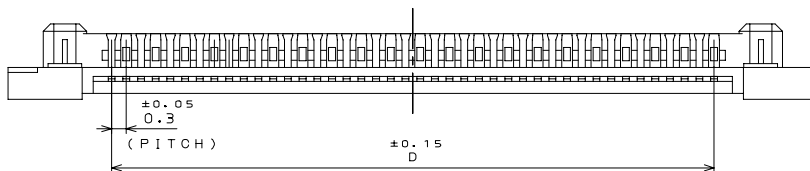
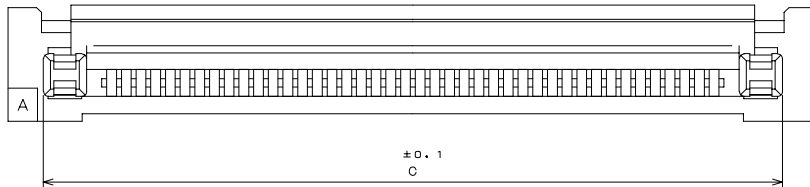
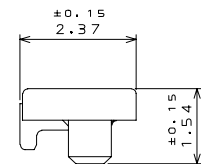
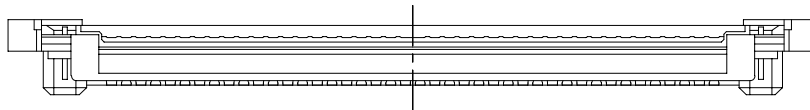
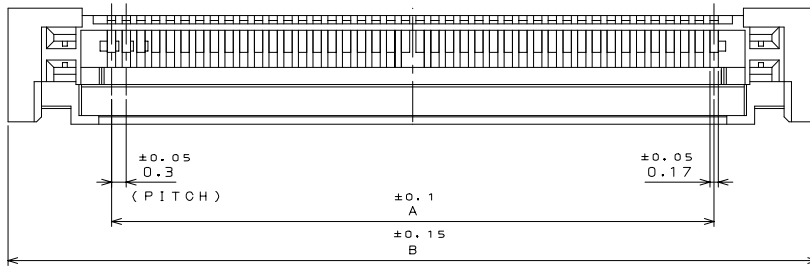
SECT. B-B
 (SCALE 2:1)

Ordering Information

Plug Side, Insulator (SJ106335)



Unit: mm



Dimensions

No. OF CONTACTS (N)	30	34	40	50
A	9.3	10.5	12.3	15.3
B	13.53	14.73	16.53	19.53
C	12.09	13.29	15.09	18.09
D	9.3	10.5	12.3	15.3

Ordering Information

Plug Side, Base Ground Bar
(SJ106358)

FI-JW ** C - BGB - S - 6000

Series

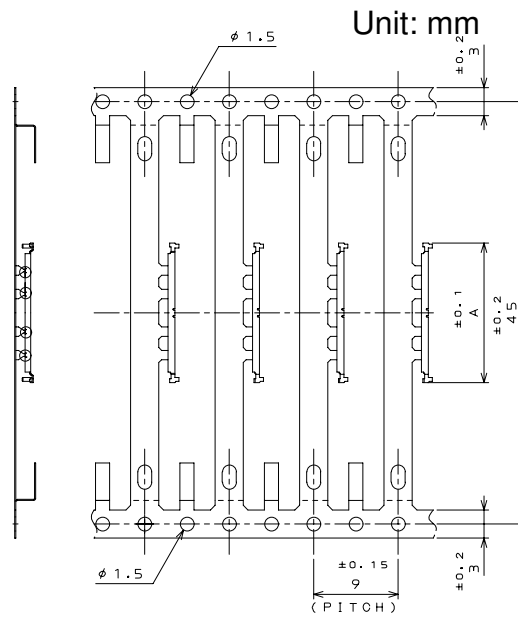
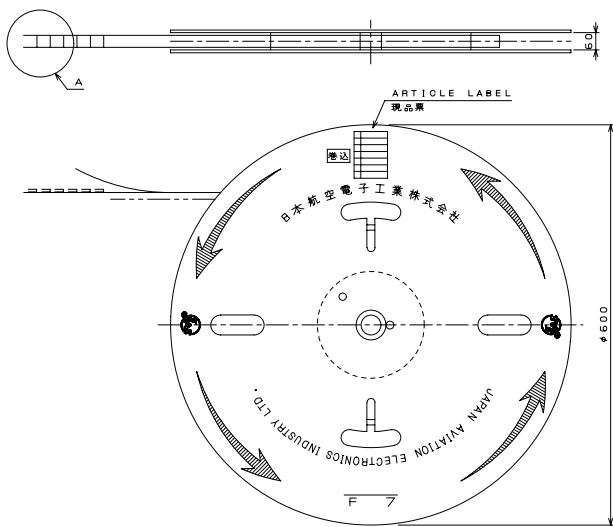

6000pcs. / reel

No. of Contacts:
30, 35, 40, 50 pos.

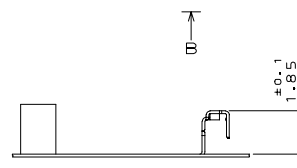
Modification Code S: General

Base Ground Bar

Plug Side



DETAIL A
(SCALE 2:1)



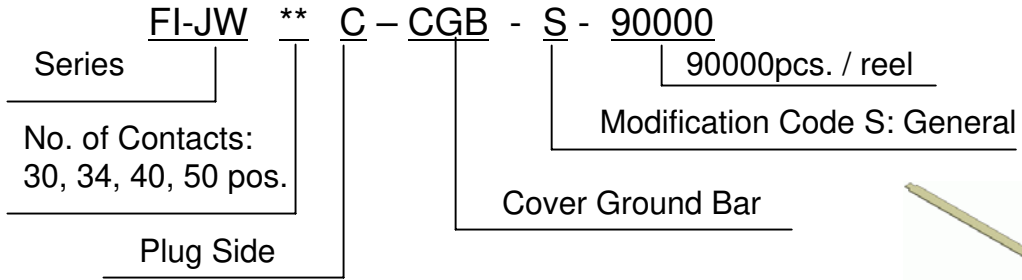
VIEW B
(SCALE 2:1)

Dimensions

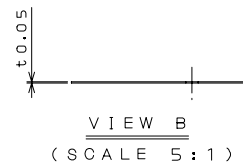
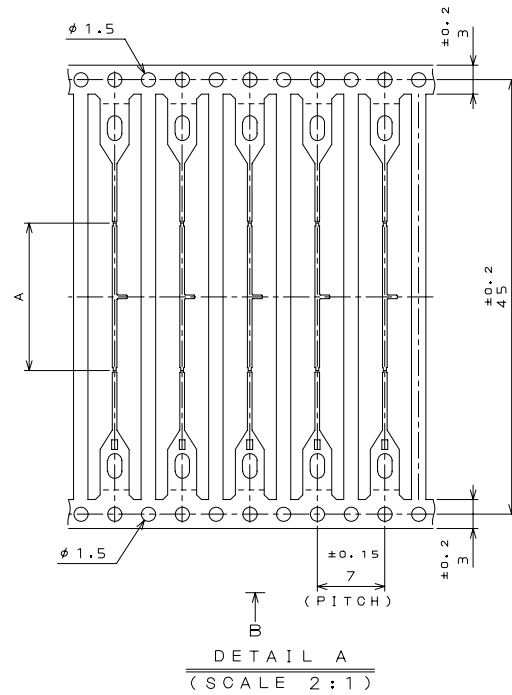
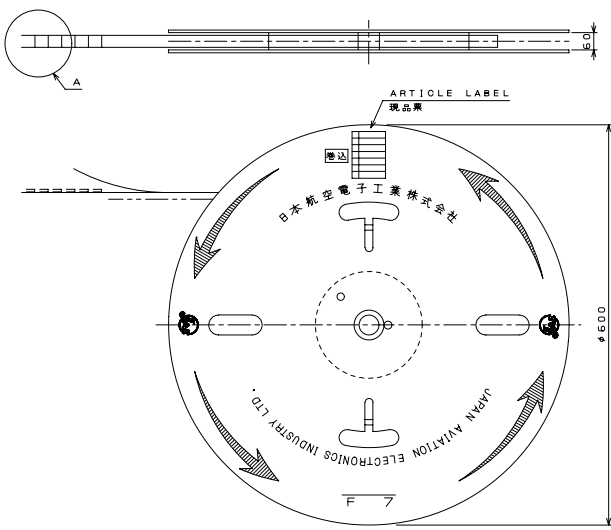
NO. OF CONTACTS 芯数	DIMENSIONS 寸法	A
30		11.86
34		13.06
40		14.86
50		17.86

Ordering Information

Plug Side, Cover Ground Bar (SJ106360)



Unit: mm



Dimensions

NO. OF CONTACTS 芯数	DIMENSIONS 寸法	A
30		12.26
34		13.46
40		15.26
50		18.26

Related Documents

-Specifications (JACS): JACS- 10345-5

-Harness Assembly Handling Instructions (JAHL): JAHL-10345-1

-Connector Handling Instructions (JAHL): JAHL-10345-10

-Connector Extraction Tool

SJ Drawing: SJ713199-00

P/N: SC-FIJW-2-K

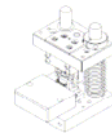
Tool Handling Instruction: T713199



-Plug Shell Press-in Tool

P/N: WT-FIJW-2(B)-**

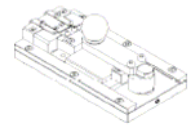
Tool Handling Instruction T714230



-Plug Shell Clamping Tool

P/N: WT-FIJW-5(B)-**

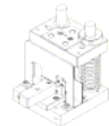
Tool Handling Instruction: T714233



-Plug Ground Bar Cutting Tool

P/N: WT-FIJW-10-**

Tool Handling Instruction: T714261



-Plug Ground Bar Press-in Tool

P/N: WT-FIJW-1-**

Tool Handling Instruction: T714299



Japan Aviation Electronics Industry, Limited

Product Marketing Division

Aobadai Building, 3-1-19, Aobadai, Meguro-ku, Tokyo 153-8539

Phone: +81-3-3780-2787 FAX: +81-3-3780-2946

Notice: Products shown in this leaflet are made for the applications listed below. However, if the above-mentioned products are to be used in aerospace devices, marine cable-connection devices, atomic power control systems, medical equipment for life-support systems, or any other specific application requiring extremely high reliability, please contact JAE for further information.

Recommended applications: computers, office machines, measuring devices, telecommunication devices (terminals, mobile devices), AV devices, household applications, FA devices, etc.