

NOTES:

1. MATERIALS AND FINISHES:
 - BODY - BRASS, NICKEL PLATING
 - CONTACT - BeCu, GOLD PLATING
 - CONTACT - BRASS, GOLD PLATING
 - INSULATOR - PTFE
 - FERRULE - COPPER, NICKEL PLATING
 - HEAT SHRINK TUBING - CROSSLINKED POLYOLEFIN
2. ELECTRICAL:
 - A. IMPEDANCE: 50 OHM
 - B. FREQUENCY RANGE: DC - 6 GHz
 - C. DIELECTRIC WITHSTANDING VOLTAGE: 1000 VRMS, MIN.
3. MECHANICAL:
 - A. DURABILITY: 500 CYCLES MIN.
 - B. TEMPERATURE RANGE: -40° C TO +85° C
4. PACKAGING:
 - A. QUANTITY: SINGLE PACK
 - B. MARKING: BAG TO BE MARKED "AMPHENOLRF, 31-6506, AND DATE CODE"

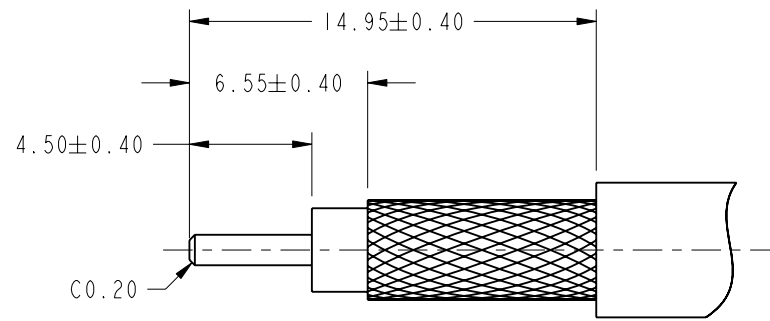
5. RECOMMENDED CABLE ASSEMBLY INSTRUCTIONS:
- A. TRIM CABLE AS SHOWN.
 - B. SLIDE HEAT SHRINK TUBING, FERRULE AND INSULATOR DISC ONTO CABLE.
 - C. SOLDER CABLE CENTER CONDUCTOR TO BULLET CONTACT.
 - D. INSERT CABLE WITH FOIL ENTERING CONNECTOR AND BRAID OVER KNURL.
 - E. CRIMP FERRULE OVER BRAID WITH 0.213" HEX DIE.
 - F. APPLY HEAT SHRINK TUBING OVER FERRULE.
 - G. HEAT SHRINK TUBING SHOULD FULLY (360 DEG) COVER THE BUMP ON BODY AND END WITHIN AREA "A"

6. SHOWS CABLE ENTRY DIMENSIONS.

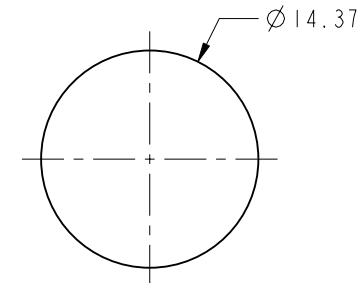
THIRD ANGLE PROJ.

REVISIONS

REV	DESCRIPTION	DATE	ECO	APPR
A	RELEASE TO MFG.	18-Jul-12	48952	DD
B	ADD ARC LOGO TO REAR BODY & AMPHENOL RF TO HST IRD-DMI3082201J8	30-Aug-13	49619	RLB

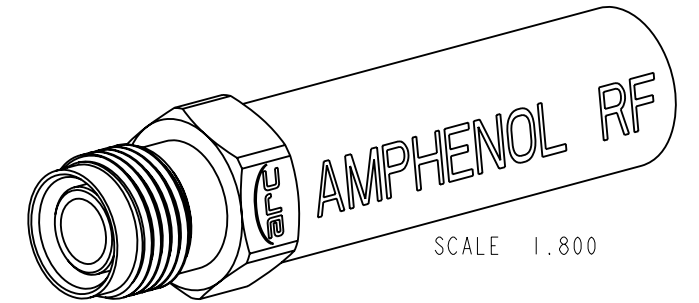


RECOMMENDED CABLE STRIPPING DIM'S

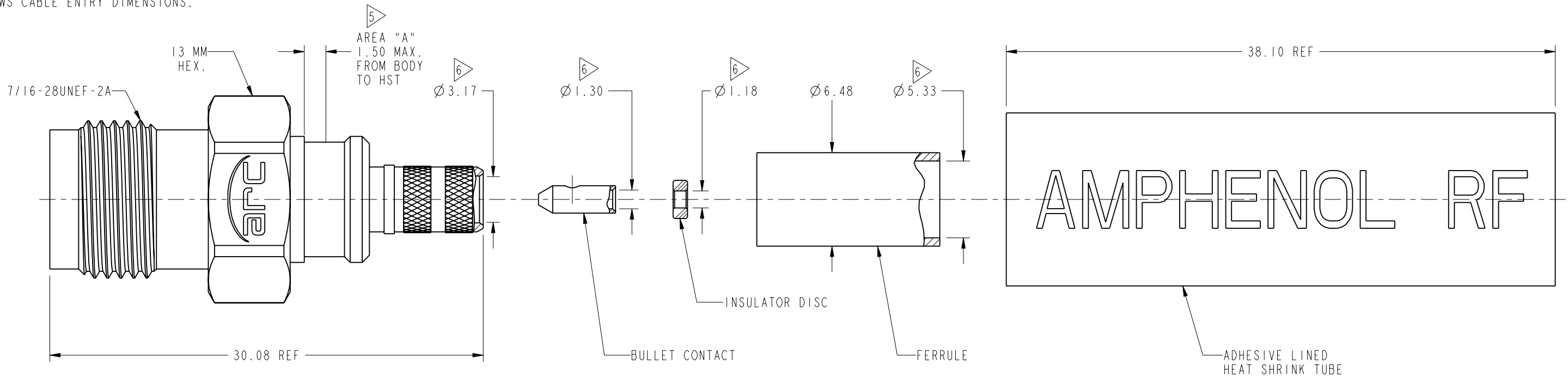


MIN PASS THRU DIAMETER

SCALE 2.000



SCALE 1.800



CUSTOMER OUTLINE DRAWING

ALL OTHER SHEETS ARE FOR INTERNAL USE ONLY

UNLESS OTHERWISE SPECIFIED, DIMENSIONS ARE IN METRIC AND TOLERANCES ARE:
 <0.5mm ±0.05mm 0.5 - 6mm ±0.1mm 6 - 30mm ±0.2mm 30 - 120mm ±0.3mm ANGLES ±1°

NOTICE - These drawings, specifications, or other data (1) are, and remain the property of Amphenol corp. (2) must be returned upon request; and (3) are confidential and not to be disclosed to any person other than those to whom they are given by Amphenol Corp. the furnishing of these drawings, specifications, or other data by Amphenol Corp., or to any other person for any purpose is not to be regarded by implication or otherwise in any manner licensing, granting rights to permitting such holder or any other person to manufacture, use or sell any product, process or design, patented or otherwise, that may in any way be related to or disclosed by said drawings, specifications, or other data.

MATERIAL	DRAWN J.CHEN	DATE 30-Aug-13	TITLE TNC STR JACK RP IP-67 FOR LMR-200 CABLE		Amphenol RF www.amphenolrf.com
REFERENCE PTCIP67	ENGINEER D.DAVE	DATE 07-Sep-11	SCALE: 3.5:1.0 SHEET 2 OF 2		
FINISH	APPROVED S.HSIEH	DATE 04-Sep-13	DWG SIZE B	REV B	DRAWING NO. 31-6506
					ITEM NO. 31-6506
					PART NO. 31-6506