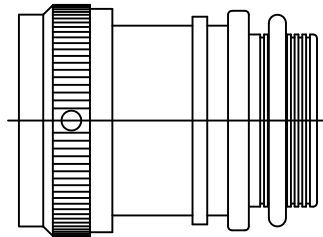


THIS DRAWING AND THE INFORMATION SET FORTH HEREON ARE THE PROPERTY OF TYCO ELECTRONICS AND ARE TO BE HELD IN TRUST AND CONFIDENCE. PUBLICATION, DUPLICATION, DISCLOSURE, OR USE FOR ANY PURPOSE NOT EXPRESSLY AUTHORIZED IN WRITING BY TYCO ELECTRONICS IS PROHIBITED.

REVISIONS

LTR	DESCRIPTION	DATE	APPROVED
F	REVISED PER ECO-13-007346	5/7/13	N.SWATKO



CODE 51 TINEL-LOCK ADAPTER

NOTES:

1. THIS PRODUCT IS DESIGNED TO TERMINATE A BRAIDED CABLE SHIELD AND A HEAT SHRINKABLE LIPPED BOOT TO A CONNECTOR.
2. SEE CH00-0250-008 FOR ORDERING INFORMATION, MODIFICATIONS AND ADDITIONAL DIMENSIONS.
- ③ SEE DRAWING "TR" FOR DETAILS ON TINEL-LOCK RING. RINGS ARE DESIGNED TO BE HEATED ELECTRICALLY. ALL RINGS ARE MARKED WITH THERMOCHROMIC PAINT WHICH CHANGES COLOR WHEN INSTALLATION TEMPERATURE IS REACHED.
4. ADAPTER TO BE PERMANENTLY MARKED WITH CODE IDENT. NO. AND PART NO. LESS RING DESIGNATOR (E.G.: 06090-TXR51AB00-1406). RINGS SHALL BEAR NO MARKING.
- ⑤ FOR LARGER ENTRY SIZES, A 2 PIECE ADAPTER (TYPE II) IS SUPPLIED.
- ⑥ ADAPTER MATES TO MIL-C-26500, CLASS F, G & R, ALUMINUM SHELL, MS24264, MS24265, MS24266 AND MIL-C-38300 CONNECTORS.
- ⑦ ANTI-ROTATIONAL SET SCREW, THREE THREADED HOLES 120° ± 5° APART, SINGLE MATING SET SCREW SUPPLIED: AN565DC4H2, NOT REQUIRED FOR TYPE II ADAPTERS.

If this document is printed it becomes uncontrolled. Check for the latest revision

Raychem Adapters  
CUSTOMER DRAWING

© 2012-2013 Tyco Electronics Corporation. All rights reserved

UNLESS OTHERWISE SPECIFIED  
DIMENSIONS ARE IN INCHES.  
METRIC DIMENSIONS ARE  
IN BRACKETS.

DECIMALS  
.XXX ± — [ mm]  
.XX ± — [ mm]  
.X ± — [ mm]

ANGLES  
.X ± —

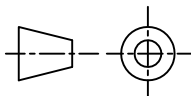
DRAWN J. BITTER	DATE 08-13-93
CHECKED	DATE
APPROVED	DATE
APPROVED	DATE
CAD NAME \ACAD12\TXR51	



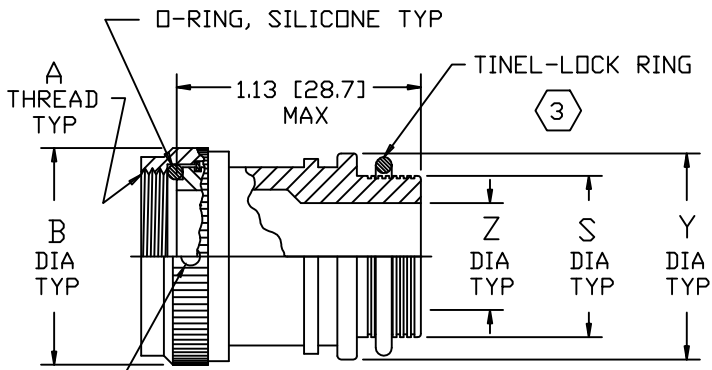
TE Connectivity

TITLE  
TINEL-LOCK™ ADAPTER

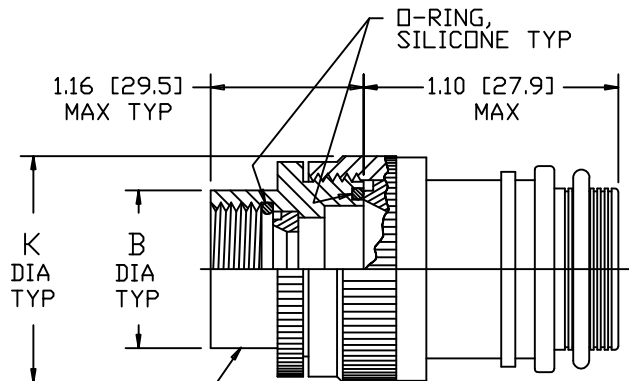
THIRD ANGLE  
PROJECTION



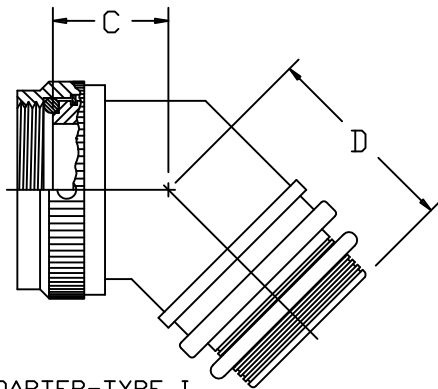
SIZE A	CODE IDENT. NO. 06090	DWG. NO. TXR51	REV F
DO NOT SCALE THIS DWG		SHEET 1 OF 3	



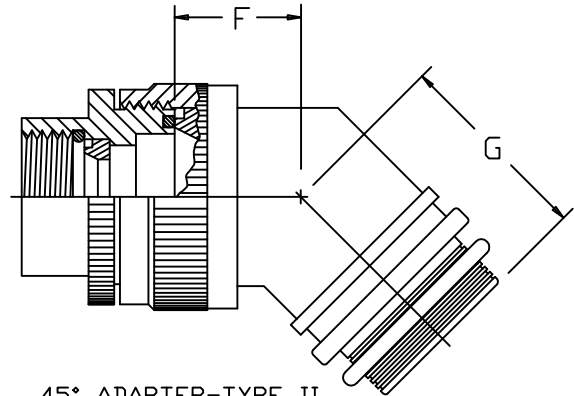
7 STRAIGHT ADAPTER-TYPE I



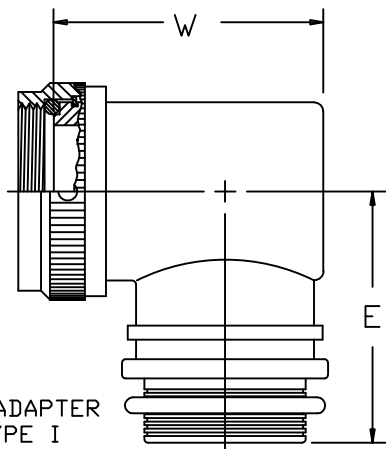
5 STRAIGHT ADAPTER-TYPE II



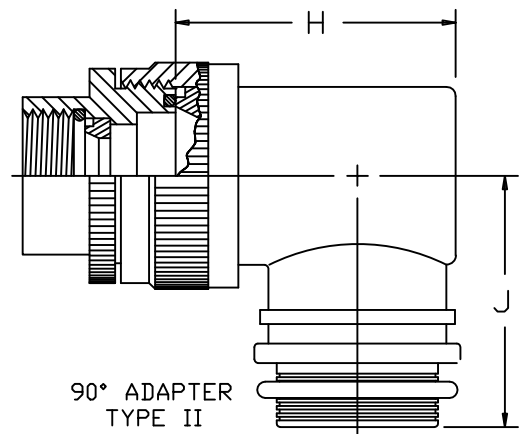
45° ADAPTER-TYPE I



45° ADAPTER-TYPE II



90° ADAPTER TYPE I



90° ADAPTER TYPE II

Raychem Adapters  
CUSTOMER DRAWING

SIZE	CODE IDENT. NO.	DWG. NO.	REV
A	06090	TXR51	F
DO NOT SCALE THIS DWG		CAD NAME \ACAD12\TXR51-2	SHEET 2 OF 3



TABLE I							
ORDER NO.	SHELL SIZE 	MAX ENTRY SIZE TYPE I 	A THREAD CLASS 2B	B DIA MAX	C MAX	D MAX	E MAX
08	08	05	.438-28 UNEF	.79 [20.1]	.79 [20.1]	.95 [24.1]	1.21 [30.7]
10	10	07	.562-24 UNEF	.91 [23.1]	.81 [20.6]	.97 [24.6]	1.28 [32.5]
12	12	10	.750-20 UNEF	1.10 [27.9]	.85 [21.6]	1.01 [25.7]	1.37 [34.0]
14	14	10	.812-20 UNEF	1.16 [29.5]	.87 [22.1]	1.02 [25.9]	1.40 [35.6]
16	16	12	.936-20 UNEF	1.29 [32.8]	.89 [22.6]	1.05 [26.7]	1.46 [37.1]
18	18	14	1.062-18 UNEF	1.41 [35.8]	.92 [23.4]	1.07 [27.2]	1.53 [38.9]
20	20	16	1.188-18 UNEF	1.54 [39.1]	.94 [23.9]	1.10 [27.9]	1.59 [40.4]
22	22	18	1.312-18 UNEF	1.66 [42.2]	.97 [24.6]	1.13 [28.7]	1.65 [41.9]
24	24	20	1.438-18 UNEF	1.79 [45.5]	1.00 [25.4]	1.15 [29.2]	1.71 [43.4]

TABLE II										
ENTRY SIZE	Z +.010 -.020	S DIA	Y ±.015 [±0.38]	W MAX	F MAX	G MAX	H MAX	J MAX	K MAX	
04	.250 [6.35]	.376 [9.56] .370 [9.39]	.550 [13.97]	1.17 [29.7]	N/A	N/A	N/A	N/A	N/A	N/A
05	.312 [7.92]	.438 [11.13] .432 [10.97]	.612 [15.54]	1.23 [31.2]	N/A	N/A	N/A	N/A	N/A	N/A
06	.375 [9.52]	.501 [12.73] .495 [12.57]	.675 [17.14]	1.29 [32.8]	.77 [19.6]	.93 [23.6]	1.19 [30.2]	1.16 [29.5]	.80 [20.3]	
07	.437 [11.09]	.563 [14.31] .556 [14.12]	.737 [18.71]	1.35 [34.3]	.80 [20.3]	.95 [24.1]	1.38 [35.1]	1.22 [31.0]	.92 [23.4]	
08	.500 [12.70]	.626 [15.91] .619 [15.72]	.800 [20.32]	1.40 [35.6]	.80 [20.3]	.95 [24.1]	1.38 [35.1]	1.22 [31.0]	.92 [23.4]	
10	.625 [15.87]	.752 [19.11] .742 [18.84]	.925 [23.49]	1.53 [38.9]	.84 [21.3]	1.00 [25.4]	1.51 [38.4]	1.35 [34.3]	1.18 [30.0]	
12	.750 [19.05]	.877 [22.28] .867 [22.02]	1.050 [26.67]	1.67 [42.4]	.86 [21.8]	1.01 [25.7]	1.63 [41.4]	1.40 [35.6]	1.35 [34.3]	
14	.875 [22.23]	1.002 [25.46] .991 [25.17]	1.175 [29.84]	1.79 [45.5]	.88 [22.4]	1.04 [26.4]	1.78 [45.2]	1.46 [37.1]	1.41 [35.8]	
16	1.000 [25.40]	1.127 [28.63] 1.116 [28.34]	1.300 [33.02]	1.91 [48.5]	.91 [23.1]	1.06 [26.9]	1.88 [47.8]	1.53 [38.9]	1.60 [40.6]	
18	1.125 [28.57]	1.252 [31.81] 1.241 [31.52]	1.425 [36.19]	2.03 [51.6]	.93 [23.6]	1.09 [27.7]	2.01 [51.1]	1.59 [40.4]	1.66 [42.2]	
20	1.250 [31.75]	1.377 [34.98] 1.366 [34.69]	1.550 [39.37]	2.17 [55.1]	.98 [24.9]	1.13 [28.7]	2.13 [54.1]	1.78 [45.2]	2.04 [51.8]	
22	1.375 [34.93]	1.502 [38.15] 1.488 [37.79]	1.675 [42.55]	N/A	1.03 [26.2]	1.38 [35.1]	2.29 [58.2]	1.85 [47.0]	2.23 [56.6]	
24	1.500 [38.10]	1.627 [41.33] 1.613 [40.97]	1.800 [45.72]	N/A	1.08 [27.4]	1.44 [36.6]	2.42 [61.5]	1.92 [48.8]	2.23 [56.6]	

Raychem Adapters  
CUSTOMER DRAWING

If this document is printed it becomes uncontrolled. Check for the latest revision

SIZE	CODE IDENT. NO.	DWG. NO.	REV
A	06090	TXR51	F
DO NOT SCALE THIS DWG		CAD NAME \ACAD\TXR51-3	SHEET 3 OF 3