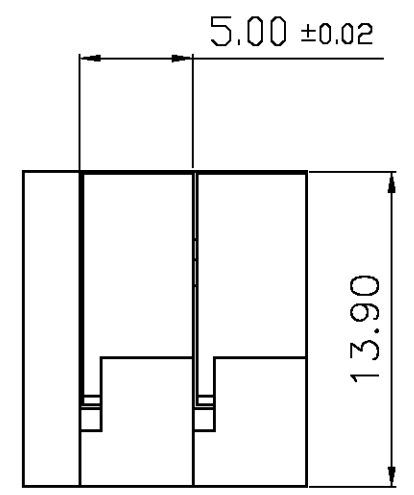
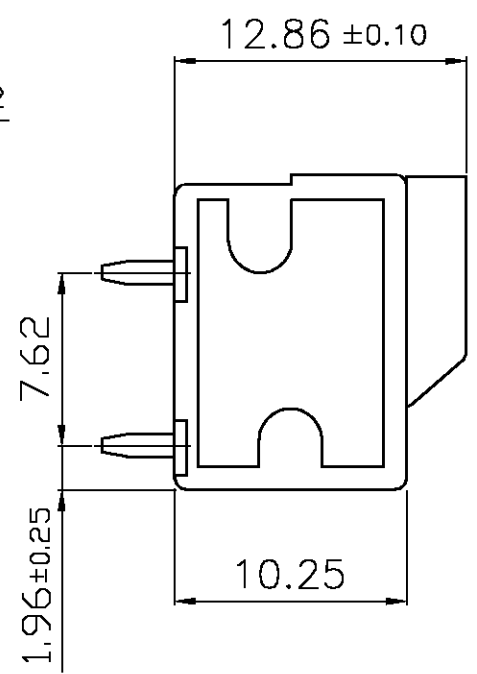
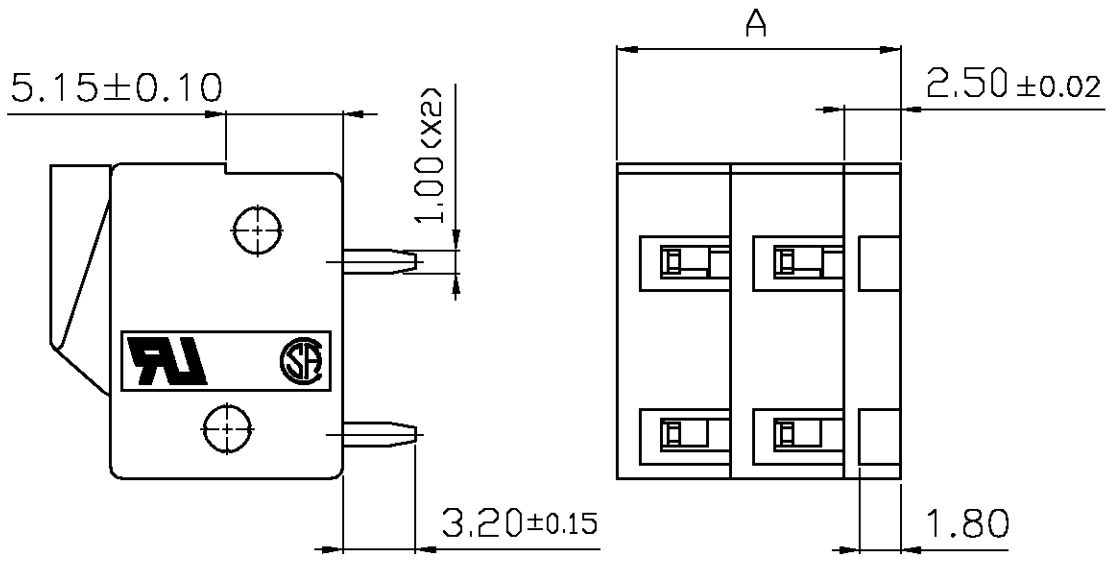
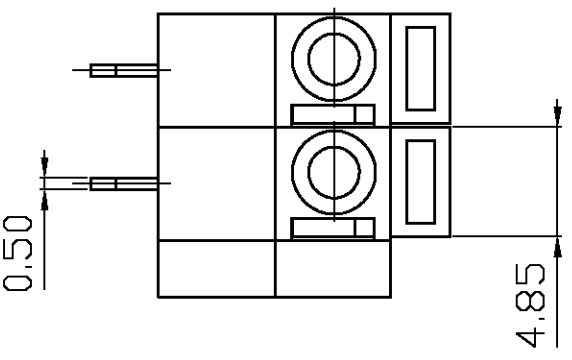


THIS DRAWING IS UNPUBLISHED. RELEASED FOR PUBLICATION
 © COPYRIGHT BY TYCO ELECTRONICS CORPORATION. ALL RIGHTS RESERVED.

LOC	DIST	REVISIONS			
P	LTR	DESCRIPTION	DATE	DWN	APVD
FT	0				
	D	REVISED PER 0G3B-0011-05	1/17/05	SS	CR

NOTES:
 1. ALL DIMENSIONS ARE IN MMS.
 2. BUCHANAN LOGO TO APPEAR ON HOUSING, LOCATION OPTIONAL WHERE SPACE PERMITS.



DIM. A	NO. OF POS.	PART NUMBER
62.50	12	1-796462-2
57.50	11	1-796462-1
52.20	10	1-796462-0
47.50	9	796462-9
42.50	8	796462-8
37.50	7	796462-7
32.50	6	796462-6
27.50	5	796462-5
22.50	4	796462-4
17.50	3	796462-3
12.50	2	796462-2

796462-2 AS SHOWN

THIS DRAWING IS A CONTROLLED DOCUMENT.		DWN E. ZANOLINI 29JAN01	BUCHANAN Tyco Electronics Corporation Harrisburg, PA 17105-3608	
DIMENSIONS: MM		CHK E. ZANOLINI 29JAN01		
TOLERANCES UNLESS OTHERWISE SPECIFIED:		APVD D. BIEVENOUR 29JAN01	NAME BOARD MT. SCREWLESS 5.0mm SIDE WIRE ENTRY TERMINAL BLOCK 5.0mm PITCH (LT)	
0 PLC ± - 1 PLC ± 0.3 2 PLC ± 0.25 3 PLC ± - 4 PLC ± - ANGLES ± -		PRODUCT SPEC -	SIZE A3	
MATERIAL -		APPLICATION SPEC -	CAGE CODE 00779	DRAWING NO C-796462
FINISH -		WEIGHT -	RESTRICTED TO -	
CUSTOMER DRAWING			SCALE 3:1	SHEET 1 OF 2
			REV D	

THIS DRAWING IS UNPUBLISHED.

RELEASED FOR PUBLICATION

© COPYRIGHT - BY TYCO ELECTRONICS CORPORATION. ALL RIGHTS RESERVED.

LOC	DIST	REVISIONS			
P	LTR	DESCRIPTION	DATE	DWN	APVD
FT	0	—	—	—	—
		SEE SHEET 1	—	—	—

1. Application and Features:

- 1-1. This screwless terminals are suitable for both solid and flexible conductors.
- 1-2. A spring made of stainless strip steel guarantees for permanent and safe contact.
- 1-3. The type is operated by pushing a screwdriver on the level. This lever is fully integrated into the body.
- 1-4. It is equipped with a cover for easy hand adjustment.

2. Technical Data:

2-1. Material:

- 2-1-1. HOUSING: NYLON FR15, (Without Glass),
UL 94 V-0 (Green).
- 2-1-2. Contact: Brass(Cu Zn)
Ni,Tin plated.
first 50u" (min) Ni plated over all.
last 120u" (min) Tin plated over all.
- 2-1-3. Metal Plate: Stainless strip steel.

2-2. Electrical:

- 2-2-1. Current rating: 10 Amp 300VAC.
- 2-2-2. Dielectric withstanding
voltage: 2000VAC (min).
- 2-2-3. Insulation resistance: 500M Ω more
at 500VAC.
- 2-2-4. Wire Range: 14-22AWG.

2-3. Mechanical:

- 2-3-1. Wire retention force: 1.2 Kg (min).
- 2-3-2. Operating temperature: -55°C to +105°C.
- 2-3-3. Solderability: 95% coverage (min).

THIS DRAWING IS A CONTROLLED DOCUMENT.		DWN E. ZANOLINI 29JAN01	Tyco Electronics Corporation		
DIMENSIONS: MM		CHK E. ZANOLINI 29JAN01	Harrisburg, PA 17105-3608		
TOLERANCES UNLESS OTHERWISE SPECIFIED:		APVD D. BIEVENOUR 29JAN01	NAME		
0 PLC \pm -		PRODUCT SPEC	BOARD MT. SCREWLESS 5.0mm		
1 PLC \pm -		APPLICATION SPEC	SIDE WIRE ENTRY		
2 PLC \pm -		WEIGHT	SIZE	CAGE CODE	DRAWING NO
3 PLC \pm -		—	A3	00779	C-796462
4 PLC \pm -		CUSTOMER DRAWING	SCALE	SHEET	REV
ANGLES \pm -		—	1:1	2 OF 2	D
FINISH		RESTRICTED TO	—		
MATERIAL		—			