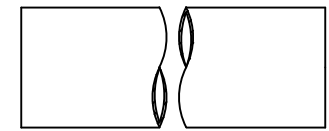
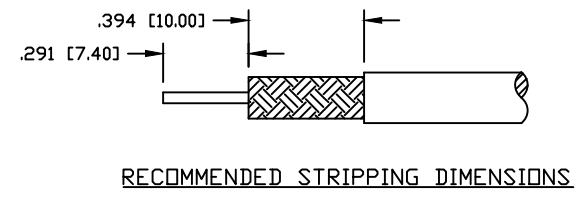
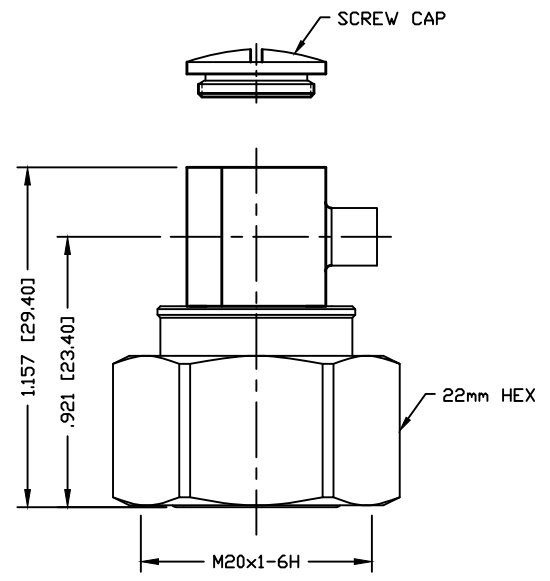


PART NO.		RFD-43MRA-SR2		
REV	DESCRIPTION	DWN	DATE	APPROVED
-	ENGINEERING RELEASE	CZS	01/27/17	JDMc



SPECIFICATIONS:

IMPEDANCE: 50 OHMS
 FREQUENCY RANGE: DC-3GHz
 VSWR MAX: <1.18:1 @ DC-3 GHz
 3rd ORDER IM: ≤-160 dBc
 INSULATION RESISTANCE: 5000MΩ
 OPERATING TEMPERATURE: -40°C TO +155°C
 RoHS COMPLIANT

#	DESCRIPTION	QTY	MATERIAL	FINISH
8	TUBING	1	HEAT SHRINK	---
7	SCREW CAP	1	BRASS	WHITE BRONZE
6	SHELL	1	BRASS	WHITE BRONZE
5	RETAINING RING	1	BeCu	WHITE BRONZE
4	O-RING	1	S.I. RUBBER	---
3	INSULATOR	1	PTFE	---
2	PIN	1	BRASS	SILVER
1	BODY	1	BRASS	WHITE BRONZE

CUSTOMER OUTLINE DRAWING	
ALL DIMENSIONS ARE REFERENCE ONLY	
UNLESS OTHERWISE SPECIFIED: DIMENSIONS ARE IN INCHES AND [MILLIMETERS]	
DRAWN C. ZUNIGA	01/27/17
CHECKED	
ORJ DRAWN C. ZUNIGA	01/27/17

RoHS COMPLIANT

PROPRIETARY AND CONFIDENTIAL

THIS DRAWING CONTAINS INFORMATION PROPRIETARY TO RF INDUSTRIES. ANY UNAUTHORIZED USE OF THIS DRAWING IS EXPRESSLY PROHIBITED WITHOUT WRITTEN PERMISSION FROM RF INDUSTRIES. ANY VIOLATION IS PUNISHABLE UNDER U.S. COPYRIGHT LAWS.

RFconnectors 7610 MIRAMAR RD. SAN DIEGO, CA 92126 (858) 549-6340

DIVISION OF RF INDUSTRIES, LTD. (858) 549-6345 FAX

4.3/10 MALE RIGHT ANGLE FOR TFT-402 CABLE

SIZE A	CABLE GROUP N/A	DWG NO. RFD-43MRA-SR2	REV ---
SCALE: NTS	ENGINEERING ID: 000000	SHEET 1 OF 1	