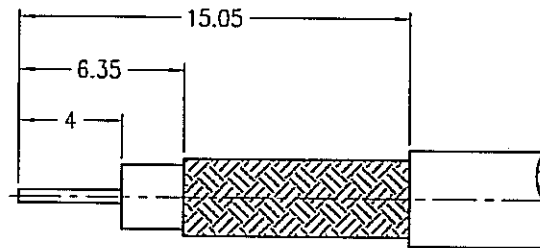


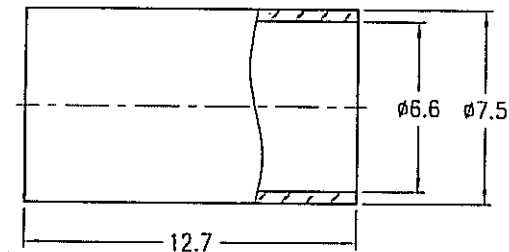
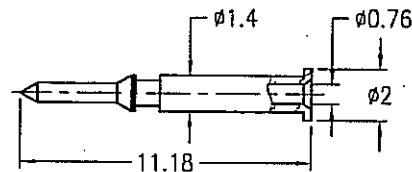
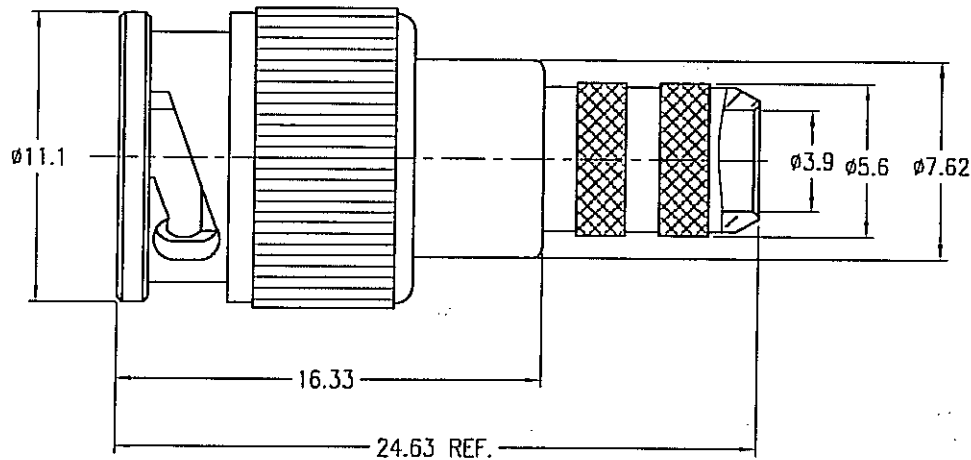
NOTES:

1. MATERIALS AND FINISHES(PLATING THICKNESS IN MICRO-INCHES):
 BODY - PHOSPHOR BRONZE, NICKEL PLATING
 CONTACT - BRASS, GOLD PLATING
 INSULATOR - PTFE
2. ELECTRICAL:
 A. IMPEDANCE: 75 OHM
 B. FREQUENCY RANGE: DC 0-1 GHz
 C. VSWR(RETURN LOSS): 1.3 MAX.
 D. DIELECTRIC WITHSTANDING VOLTAGE: 750 VRMS, MIN.
3. MECHANICAL:
 A. DURABILITY: 500 CYCLES MIN.
 B. TEMPERATURE RANGE: - 40°C to +155°C
4. CRIMPED FERRULE
 HEX CRIMP SIZE .255"

031-70334		REVISIONS			
PART NO.	REV	DESCRIPTION	DATE	ECO	APPR
THIRD ANGLE PROJ.	A	RELEASE TO MFG.	27-Jul-06	8/1/06	CISSY



RECOMMENDED
CABLE STRIPPING DIM'S



CUSTOMER OUTLINE DRAWING

ALL OTHER SHEETS ARE FOR INTERNAL USE ONLY

UNLESS OTHERWISE SPECIFIED, DIMENSIONS ARE IN METRIC AND TOLERANCES ARE: 0.5 - 6mm ±0.1mm 6 - 30mm ±0.2mm 30 - 120mm ± 0.3mm ANGLES ±1°	MATERIAL	DRAWN CISSY	DATE 27-Jul-06	TITLE MINI BNC CRIMP PLUG		Amphenol RF Danbury CT USA, Tainan Taiwan, Shenzhen China www.amphenolrf.com	
	REFERENCE	ENGINEER <i>Coiffon</i>	DATE 27-Jul-06	APPROVED <i>[Signature]</i>		DRAWING NO. MNB1121A1-NT30G-59U-75	
NOTICE - These drawings, specifications, or other data (1) are, and remain the property of Amphenol Corp. (2) must be returned upon request; and (3) are confidential and not to be disclosed to any person other than those to whom they are given by Amphenol Corp. The furnishing of these drawings, specifications, or other data by Amphenol Corp., or to any other person to anyone for any purpose is not to be regarded by implication or otherwise in any manner licensing, granting rights or permitting such holder or any other person to manufacture, use or sell any product, process or design, patented or otherwise, that may in any way be related to or disclosed by said drawings, specifications, or other data.	FINISH	CAD FILE F:\DWG\MNB\1121A1\59U-75\NT30GSZ	SCALE: 3/1	SHEET 1 OF 1	ITEM NO. 311121AAA59NC7F	PART NO. 031-70334	
			DWG SIZE B	CODE ID 74868	REV A		