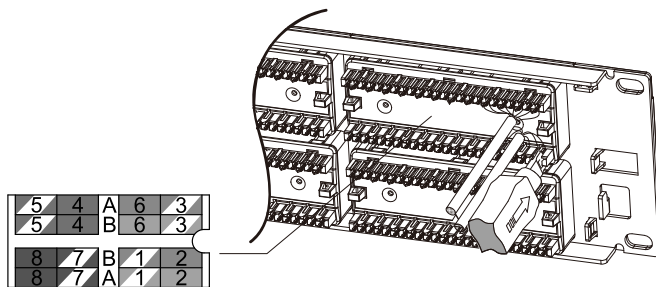


**P/N: S45-2648**

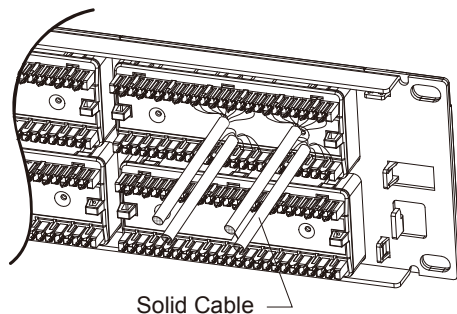
48-Port Loaded Patch Panel - Unshielded Cat6 UTP, 2RU,  
Rear 110 IDC Punch Down, Numbered Ports w/Labels,  
Rear Cable Mgt Bracket, ANSI/TIA 568.2-D, ISO/IEC 11801  
Class D, PoE: IEEE 802.3bt, UL - Black - 1 ea/Box



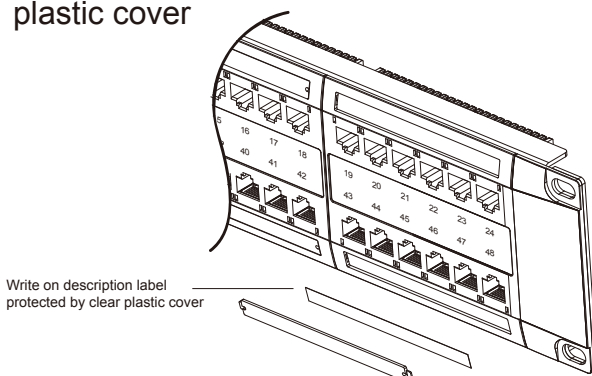
1. Punch down cables to 110/Krone IDC Connector according to TIA568A/B wiring instruction label.



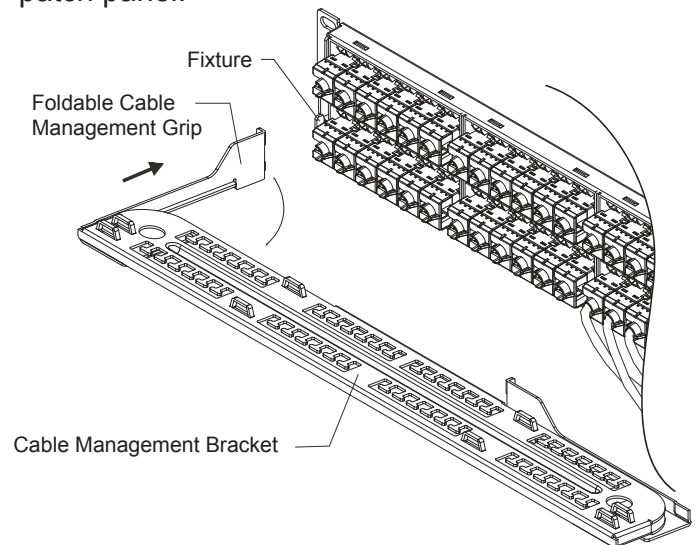
2. Punch down solid cable to each port until termination is completed.



3. Write port description on label and put on plastic cover



4. Expand the Foldable Cable Management Grip, hook the grips into fixture at both ends of the patch panel.



6. Fix the solid cables to the cable fixture hole using cable ties.

