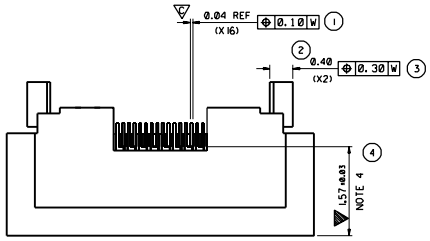

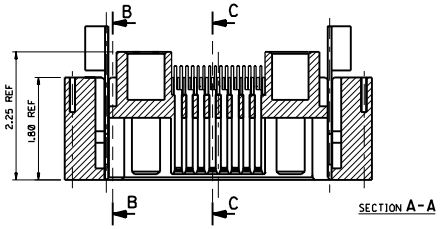

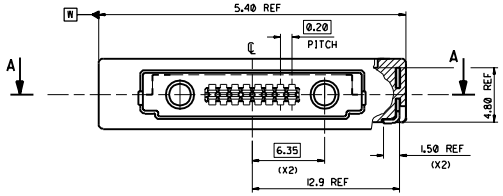

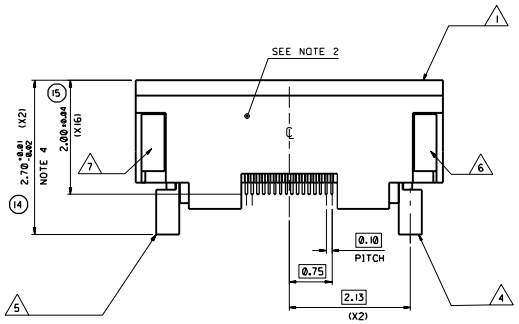

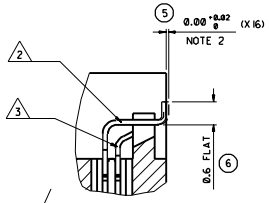

TERMINAL COPLANARITY
SCALE 10 : 1

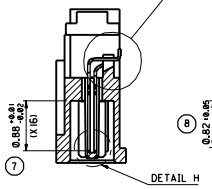

SECTION C-C

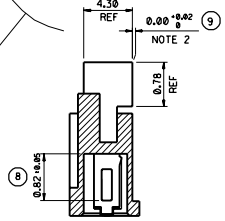

SECTION B-B

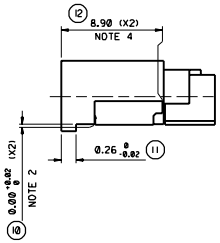

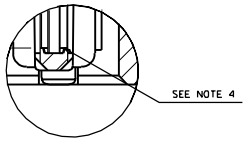

DETAIL H

SCALE 10 : 1

ITEM No	QUANTITY	DESCRIPTION	PART No.
1	1	16 CIRCUIT I/O MOBILE PHONE HOUSING	90811-1110
2	8	UPPER TERMINAL SEE NOTE 4	90824-0001
3	8	LOWER TERMINAL SEE NOTE 4	90824-0002
4	1	SMT LATCH	90825-0003
5	1	SMT LATCH	90825-0004
6	1	SMT RETENTION PAD	90830-0002
7	1	SMT RETENTION PAD	90830-0003

NOTES:

1. SEE PRODUCT SPECIFICATION PS-99020-0045.
2. ALL SMT TAILS TO LIE WITHIN A COPLANARITY BAND OF 0.0 - 0.1 REF. FROM EACH OTHER AND BELOW THE BASE OF HOUSING.
3. COMPONENT PACKAGING:- TO BE PACKED IN EMBOSSED TAPE SEE AT-90811-9001.
4. TERMINAL TIP TO BE PUSHED FULLY AGAINST TERMINAL STOP

▼ DENOTES MAJOR DIMENSIONS

▽ DENOTES CRITICAL DIMENSIONS

LAST INSPECTION NUMBER

LTR	REVISIONS
A	ORIGINAL RELEASE ECN E68842 96.05.07 TM

DIMENSIONS SHOWN (METRIC) INCH
UNLESS OTHERWISE SPECIFIED TOLERANCES ANGULAR ± 5°

	INCH	(METRIC)
3 PLACE	±	
2 PLACE	±	± 0.05
1 PLACE		± 0.10

DRAFT WHERE APPLICABLE MUST REMAIN WITHIN DIMENSIONS

DESIGN DIMENSION (PRIMARY) ☒ (MM) ☐ IN.

EQUIVALENT DIMENSION (SECONDARY) ☐ (MM) ☐ IN.

DRWD BY TM
CHK'D BY
APP'D BY
SCALE 5:1

REVISE ONLY ON CAD SYSTEM | SHL | REV.

CADCAM FILENAME 4988121 DGN

THIS DRAWING CONTAINS INFORMATION THAT IS PROPRIETARY TO MOLEX INC & SHOULD NOT BE USED WITHOUT WRITTEN PERMISSION

TITLE
I/O CONNECTOR FOR MOBILE PHONE

MOLEX EUROPE

SHEET NO. 1OF1 | DATE 96/05/02

PART NO. 90811-2001 | DWG NO. AT-90811-2001 | SIZE D

S453-1004

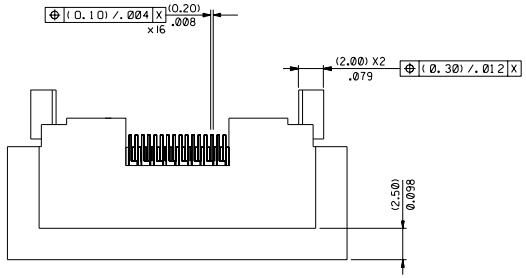

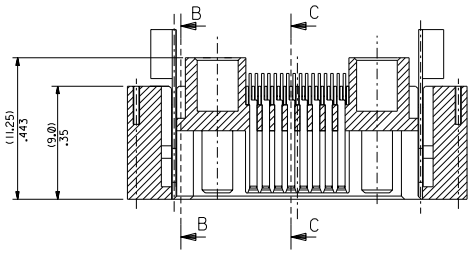

SECTION A-A

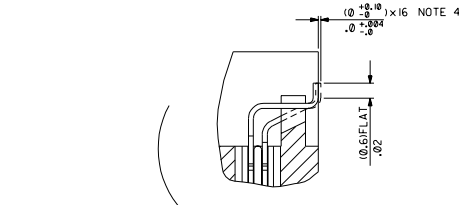

TERMINAL COPLANARITY
SCALE 10 : 1

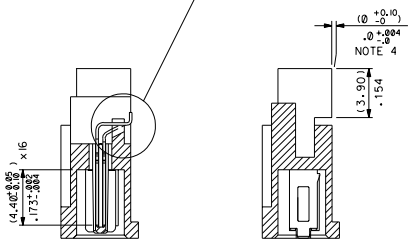

SECTION C-C

SECTION B-B

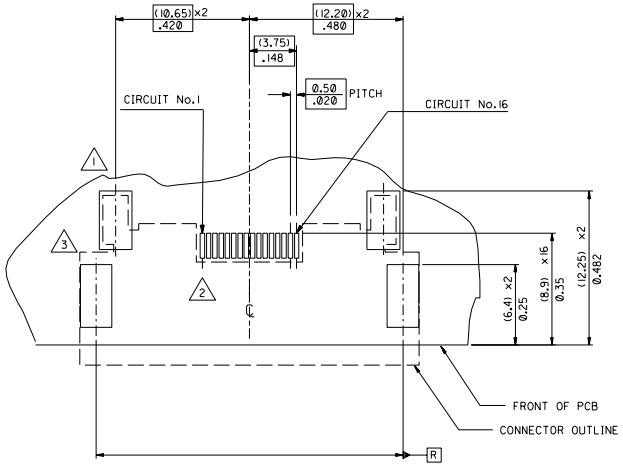

COMPONENT		PCB PAD DIMENSION	QTY
LOCKING LATCHES	1	(2.60)/.102 × (4.65)/.183 ⊕ (0.10)/.004 R	(×2)
SIGNAL CONTACTS	2	(0.35±0.05)/.014±.002 × (2.0)/.08 ⊕ (0.10)/.004 R	(×16)
SMT RETENTION PADS	3	(2.5)/.098 × (5.0)/.197 ⊕ (0.10)/.004 R	(×2)

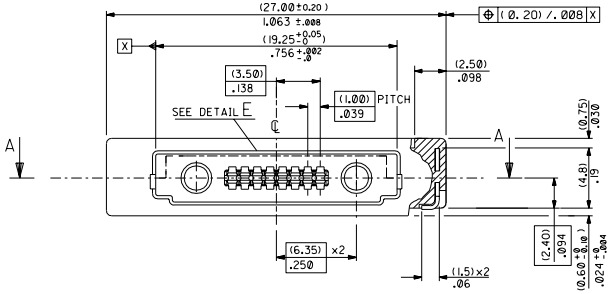

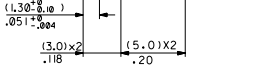

NOTES:

1. MATERIALS:
   HOUSING: NYLON 46 50% GLASS FILLED COLOUR BLACK
   SMT RETENTION PADS : PHOSPHOR BRONZE (0.30)/.012 REF. THICK.
   PLATING: (3-5um)/.118-.197uin TIN,
   OVER (1.27um)/.050uin NICKEL.
   LOCKING LATCHES : PHOSPHOR BRONZE (0.30)/.012 REF. THICK.
   PLATING: (3-5um)/.118-.197uin TIN,
   OVER (1.27um)/.050 NICKEL.
   SIGNAL CONTACTS: PHOSPHOR BRONZE (0.20)/.008 REF. THICK.
   PLATING: (1.27um)/.050uin MIN. NICKEL UNDERCOAT OVERALL.
   GOLD FLASH (0.1um)/.004uin MIN.
   OVER PALLADIUM NICKEL (1.0um)/.039uin MIN. IN
   CONTACT AREA. (3.0um)/.118uin MIN. TIN ON TAIL SECTION.
2. MATES WITH 90813 SERIES PLUG CONNECTOR.
3. SEE PRODUCT SPECIFICATION PS 99020-0045.
4. ALL SMT TAILS TO LIE WITHIN A COPLANARITY BAND OF (0.0)/.0 - (0.1)/.004 REF. FROM EACH OTHER AND BELOW HOUSING BASE.
5. COMPONENT PACKAGING: TO BE PACKED IN EMBOSSED TAPE.
   SEE SDA-90811-9001

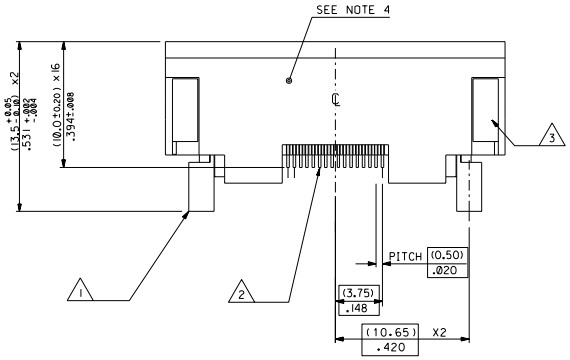

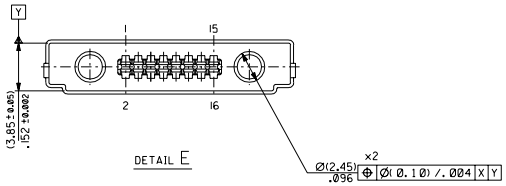

DETAIL E

REMOVE LEAD FROM PLATING EC NO. E2004-0574 DRWN: DCARTON 05/01/04 CH'K: APPR:	DESCRIPTION	QUALITY SYMBOLS MAJOR ▼ CRITICAL (C)	GENERAL TOLERANCES: (UNLESS SPECIFIED) mm / INCH 4 PLACES ±0. / ±. 3 PLACES ±0. / ±.002 2 PLACES ±0.05 / ±.004 1 PLACE ±0.10 / ±. ANGULAR: ± 1/2°
B	REV		DRAFT WHERE APPLICABLE MUST REMAIN WITHIN DIMENSIONS

SCALE 5:1	DESIGN UNITS ☒ mm ☐ INCH	THIRD ANGLE PROJECTION	DIMENSIONS: ☒ mm/INCH ☐ INCH/mm ☐ mm ONLY
DRAWN BY & DATE HDU 95/03/29		TITLE: I/O CONNECTOR FOR MOBILE PHONE	SHT / REV: REVISE ON CAD ONLY
CHECKED BY & DATE			
APPROVED BY & DATE		molex MOLEX INCORPORATED	
CAD FILENAME	MATERIAL NO. 90811-2001	DRAWING NO. SDA-90811-2001	SHEET NO. 1OF1
THIS DRAWING CONTAINS INFORMATION THAT IS PROPRIETARY TO MOLEX INCORPORATED AND SHOULD NOT BE USED WITHOUT WRITTEN PERMISSION.			SIZE D