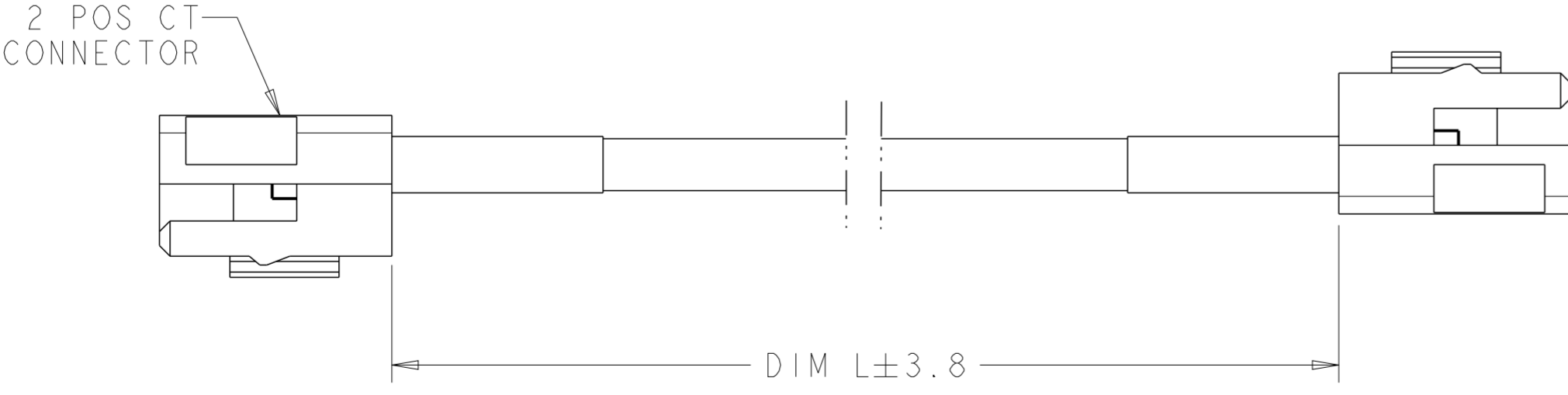
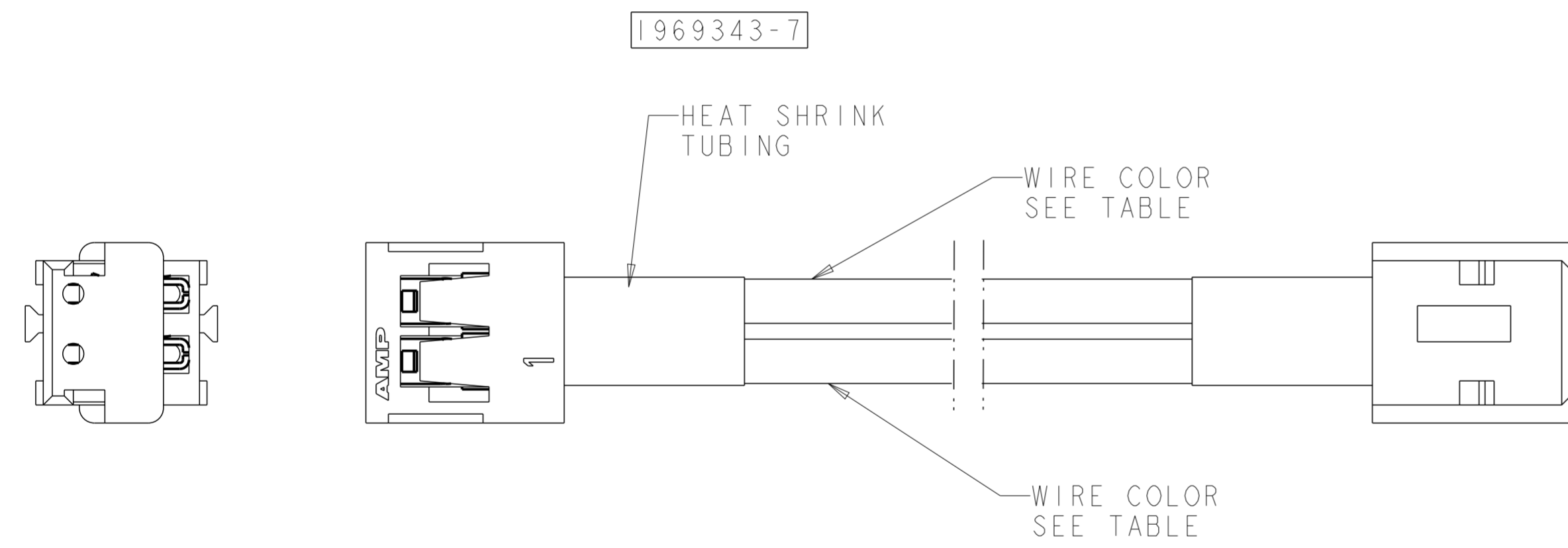

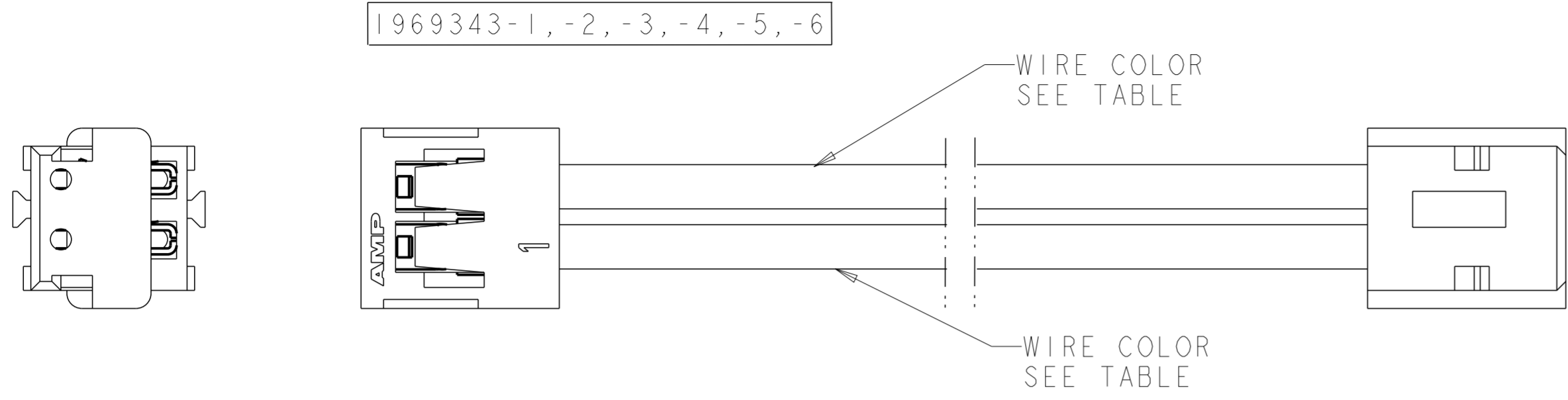
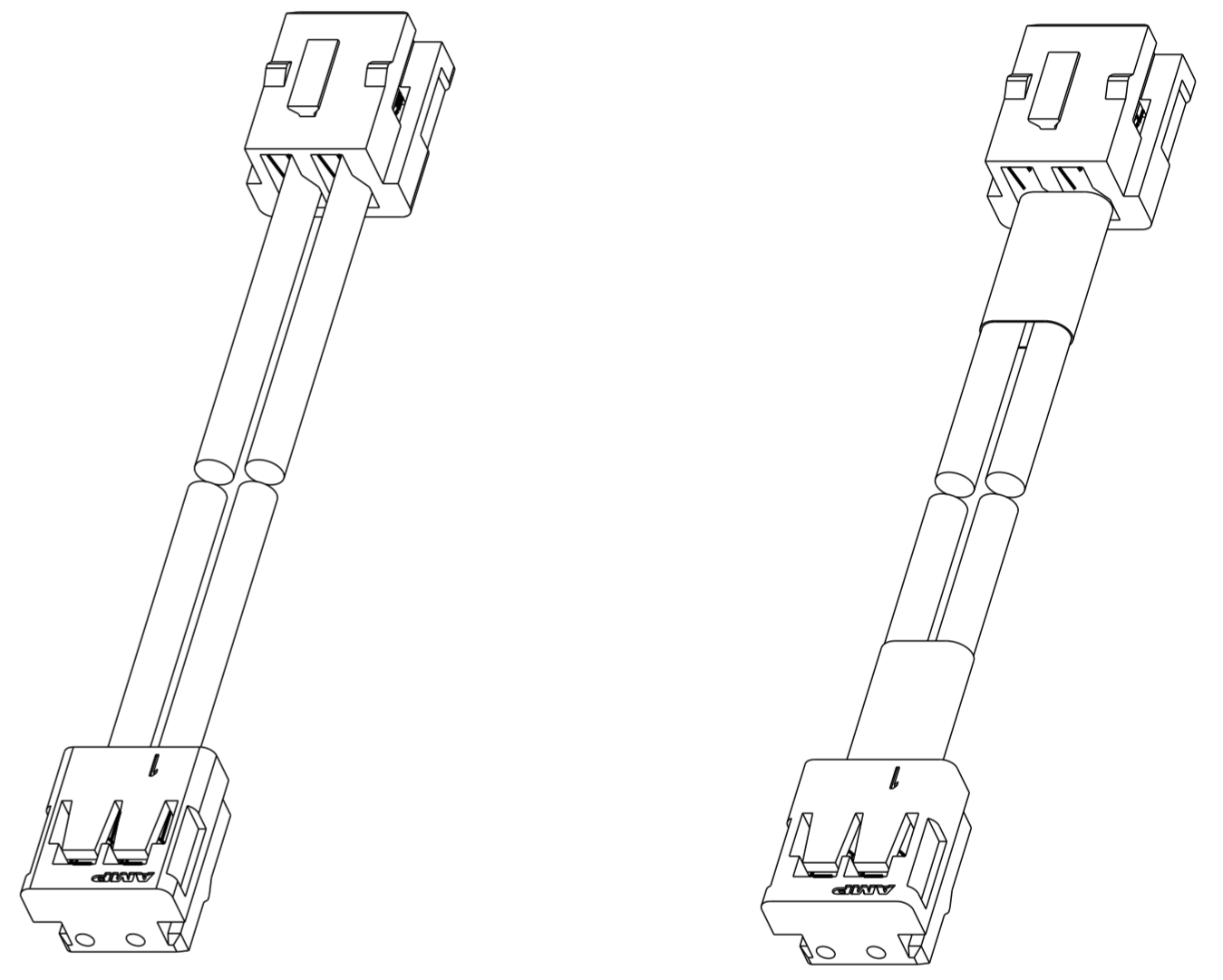


THIS DRAWING IS UNPUBLISHED. RELEASED FOR PUBLICATION 20
 © COPYRIGHT 20 BY - ALL RIGHTS RESERVED.

LOC		DIST		REVISIONS			
P	LTR	DESCRIPTION		DATE	DWN	APVD	
B		PER ECR-11-017710		28MAR2012	PB	PB	
C		ECR-13-004256		11MAR2013	TB	DM	
E		ECR-13-013625		29AUG2013	TB	DM	
EI		ECR-20-004655		07OCT20	RK	SBH	



- 1 MATERIALS AND FINISH:
 HOUSING: NYLON, COLOR: BLACK
 CONTACTS: COPPER ALLOY, FINISH: Ag OVER Sn
 WIRE: 24 AWG, UL 1007
- 2. MUST COMPLY WITH DIRECTIVE 2002/95/EC (ROHS)
- 3 OBSOLETE



1969343-1, -2, -3, -4, -5, -6
 SCALE 4:1

1969343-7
 SCALE 4:1

3	WHITE	WHITE	150.0	1969343-7
3	WHITE	WHITE	300.0	1969343-6
	WHITE	WHITE	150.0	1969343-5
3	WHITE	WHITE	50.0	1969343-4
3	BLACK	RED	300.0	1969343-3
3	BLACK	RED	150.0	1969343-2
	BLACK	RED	50.0	1969343-1
	WIRE COLOR POSITION #2	WIRE COLOR POSITION #1	DIM L	PART NO.

THIS DRAWING IS A CONTROLLED DOCUMENT.

DIMENSIONS: mm	TOLERANCES UNLESS OTHERWISE SPECIFIED: 0 PLC ± 1 PLC ± 2 PLC ± 3 PLC ± 4 PLC ± ANGLES ± FINISH	DWN JR RUTH 10DEC09 CHK D DECKER 10DEC09 APVD D DECKER 10DEC09 PRODUCT SPEC APPLICATION SPEC WEIGHT	NAME CABLE ASSEMBLY CT, 2 POSITION
MATERIAL		SIZE A2 CAGE CODE 00779 DRAWING NO C-1969343	RESTRICTED TO
CUSTOMER DRAWING		SCALE NTS	SHEET 1 OF 1 REV EI

STE TE Connectivity