

**Tenda**



All for better networking.

**MW5G**

AC1200 Whole Home Mesh WiFi System

[www.tendacn.com](http://www.tendacn.com)

Link  
More



# MW5G

## AC1200 Whole Home Mesh WiFi System


### Product Description

The Tenda nova MW5G is a whole home mesh WiFi system designed for medium-to-larger sized households that have high speed broadband services coming into your home. Powered by Tenda's proprietary mesh technology, creating a distributed network throughout your home. A 3-pack of the MW5G covers up to 3500 square feet and works well behind multiple walls. All nodes feature gigabit ports, getting the most out of your high speed broadband service and ensures smooth streaming of 4K videos. The other nodes automatically connect using pre-paired configurations, making setup a breeze. All of these make the Tenda nova MW5G an ideal choice for whole home WiFi coverage.

### More features

- \* Easy setup: The other nodes automatically connects to the primary node making cabling unnecessary.
- \* Parental Controls: Manage your child's online time.
- \* Security: Supports access control and guest network.

# Selling Points




## Works well with high speed broadband

With 2 gigabit ports included, the MW5G gets the most out of your high speed broadband services coming into your home.




## Covers up to 3500 square feet

Powered by Tenda's proprietary mesh technology, each node automatically connects to the other, creating a distributed network throughout your entire home. A 3-pack of nova MW5G covers up to 3500 square feet. Go big and easily expand your WiFi network in the future simply by adding nodes.



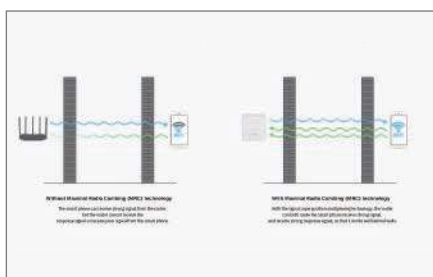
## Two power amplifiers for each band to enhance the whole WiFi coverage

Two power amplifiers used both on 2.4 GHz and 5 GHz bands of the primary node to enhance the signal strength and receiving capability, helping the nova MW5G outperform ordinary routers.



## Built-in dual band antennas for excellent wall penetration capability

With features that optimize both the 2.4 GHz and 5 GHz bands, the nova MW5G system automatically adjusts the data rates when it works behind multiple walls.



## RF optimization for excellent wall penetration performance

By optimizing matching circuits and applying Maximal Ratio Combining (MRC) technology, the nova MW5G dramatically improves WiFi transmission, increasing wall penetration and distributing much broader WiFi coverage.

# Selling Points



## Beamforming technology concentrates the signal for better wall penetration

Powered by Beamforming technology, the nova MW5G projects a stronger WiFi signal in a direction where your devices are located. Instead of just broadcasting signals to a wide area, Tenda's Beamforming concentrates the signal and aims it directly at the target.



## Automatic networking makes setup a breeze

All nodes are delivered pre-paired right out of the box, making the system easy to setup and an ideal choice for whole home WiFi coverage.



## Supports up to 80 devices

Combining the 1 GHz main chip with MU-MIMO technology, the nova MW5G communicates simultaneously with multiple devices, ensuring a lag-free internet connection when you enable the Capacity-oriented Mode using the App.

# Purchase Guide

Feature \ Mode	MW3 (3-pack)	MW5 (3-pack)	MW5G (3-pack)	MW6 (3-pack)	MW12 (3-pack)
WiFi Speed	AC1200	AC1200	AC1200	AC1200	AC2100
Compatible Broadband	100 Mbps	>100 Mbps	>100 Mbps	≥200 Mbps	≥500 Mbps
Coverage Area*	up to 3500 sq.ft	up to 3500 sq.ft	up to 3500 sq.ft	up to 6000 sq.ft	up to 6000 sq.ft
Max. Mesh nodes supported (Qty./Size)	5 (5000 sq.ft)	6 (6000 sq.ft)	6 (6000 sq.ft)	9 (12000 sq.ft)	12 (15000 sq.ft)
Max. No. of Connected Devices	40 devices	60 devices	80 devices	90 devices	120 devices

# Specification

## Hardware Specifications

Standards	IEEE 802.3, IEEE 802.3u
Ports	Mesh5: 2 x 10/100/1000Mbps Ethernet ports -1 WAN/LAN port -1 LAN port
Antennas	Mesh5: 2 x 3 dBi built-in omni-directional antennas
Button	Mesh5: 1 x Reset button
Power	Mesh5 Input: 100 - 240 V, 50/60 Hz, 0.6 A Output: DC 12 V == 1 A
Indicator	Mesh5: 1 System/Signal
Dimensions	Mesh5: 91 mm x 91 mm x 93 mm (3.58 in. x 3.58 in. x 3.66 in.)

## Wireless Features

Wireless Standards	5GHz: IEEE 802.11ac/a/n 2.4GHz: IEEE 802.11b/g/n
Data Rate	5 GHz 867 Mbps 2.4 GHz 300 Mbps
Frequency	Simultaneous dual band 2.4 GHz & 5 GHz
Basic Features	SSID Broadcast Beamforming MU-MIMO
Wireless Security	WPA/WPA2-PSK
Wireless Roaming	Compliant with IEEE 802.11k/v/r

## Software Features

Internet Connection Type	PPPoE, Dynamic IP, Static IP, Bridge Mode
DHCP Server	DHCP Server DHCP Client List
Virtual Server	Port Forwarding UPnP
Firewall	UDP flood attack defense TCP flood attack defense ICMP flood attack defense
DNS	Manually setting up DNS server
VPN	IPsec pass through PPTP pass through L2TP pass through

# Specification

Others	Parental Control
	Guest Network Firmware upgrade online
	Resetting to factory settings
Setup Requirements	A mobile device running Android 4.0+ or iOS 8+
<b>Others</b>	
Temperature	Operating Temperature: 0 °C - 40 °C
	Storage Temperature: -40 °C - 70 °C
Humidity	Operating Humidity: (10% - 90%) RH non-condensing
	Storage Humidity: (5% - 90%) RH non-condensing
Certificates	FCC, CE, RoHS, EAC, IC
Package Contents (3-pack)	Mesh5 x 3 12 V/1 A power adapter x3 Quick installation guide x 1 Gigabit Ethernet cable x 1

## SHENZHEN TENDA TECHNOLOGY CO.,LTD.

Tenda Technology Bldg.Int'l E-City,  
#1001 Zhong Shan Yuan Rd.,Nanshan District,Shenzhen China.

E-mail:support@tenda.com.cn  
Tel:+86-755-2765 7098  
Fax:+86-755-2765 7178  
PC:518055