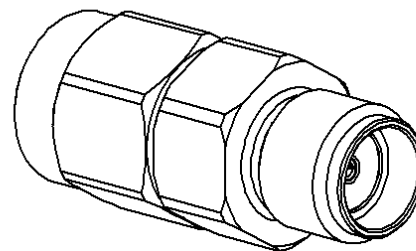
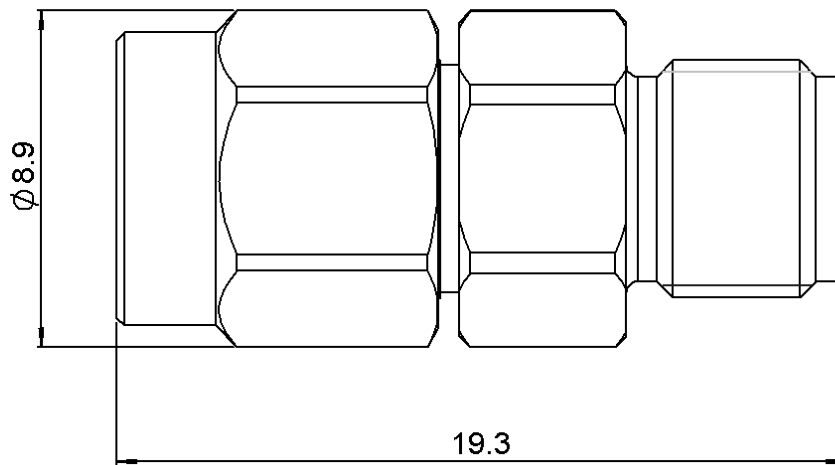
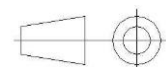


PAGE 1/2	ISSUE 08-10-15D	SERIES ATTENUATOR	PART NUMBER R411800121
----------	-----------------	----------------------	-------------------------------



All dimensions are in mm.



COMPONENTS	MATERIALS	PLATING (µm)
Body	STAINLESS STEEL	PASSIVATED
Male center contact	BERYLLIUM COPPER	GOLD 2 OVER NICKEL 2
Female center contact	BERYLLIUM COPPER	GOLD 1.3 OVER NICKEL2
Outer contact	-	-
Insulator	PTFE	
Gasket	SILICONE RUBBER	
Substrate	ALUMINA	
Resistor	THIN FILM	
Others parts	-	-

PAGE 2/2	ISSUE 08-10-15D	SERIES ATTENUATOR	PART NUMBER R411800121
----------	------------------------	-----------------------------	-------------------------------

ELECTRICAL CHARACTERISTICS

Frequency (GHz)	DC - 4	4 - 8	8 - 12	12.4 - 18
V.S.W.R (≤)	1.15	1.20	1.25	1.35
Deviation(±dB)	0.20	0.20	0.30	0.50

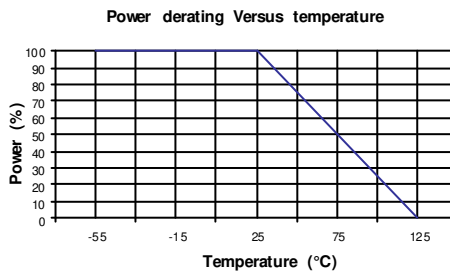
Operating Frequency Range	DC - 18	GHz
Impedance	50	Ω
Nominal Attenuation	0	dB
Peak power at 25°C (1μs, 1%)	100	W
Average power at 25°C	2	W (Free Air Cooled)
		W (Conduction Cooled)

MECHANICAL CHARACTERISTICS

Connectors	SMA	Male Female	MIL-C 39012
Weight	4,3700	g	

ENVIRONMENTAL CHARACTERISTICS

Operating temperature range	-55 / +125	°C
Storage temperature range	-55 / +125	°C



SPECIFICATION

OTHER CHARACTERISTICS