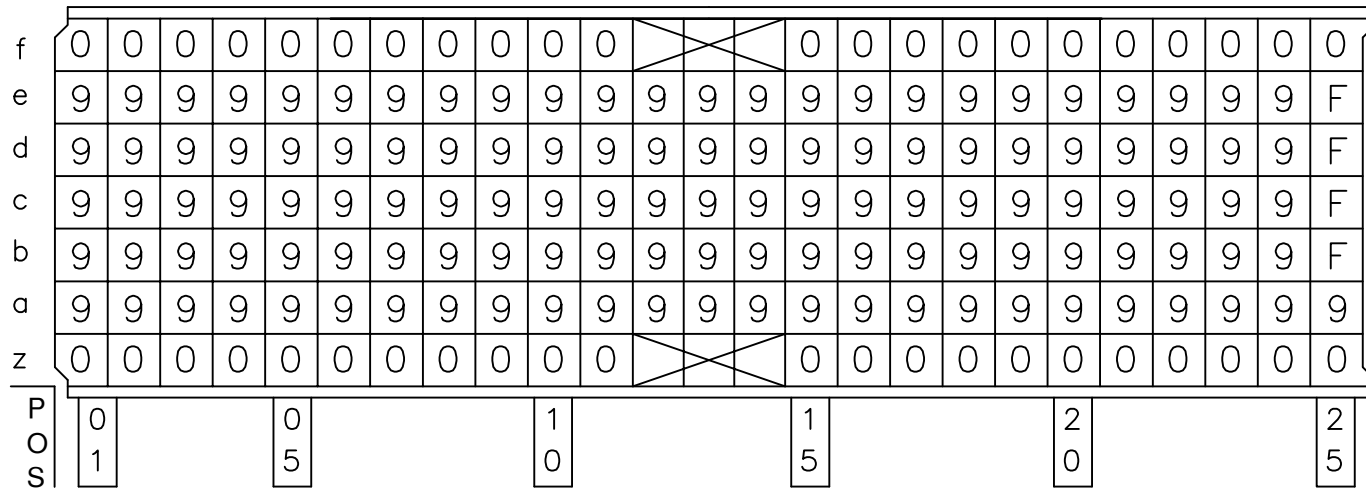
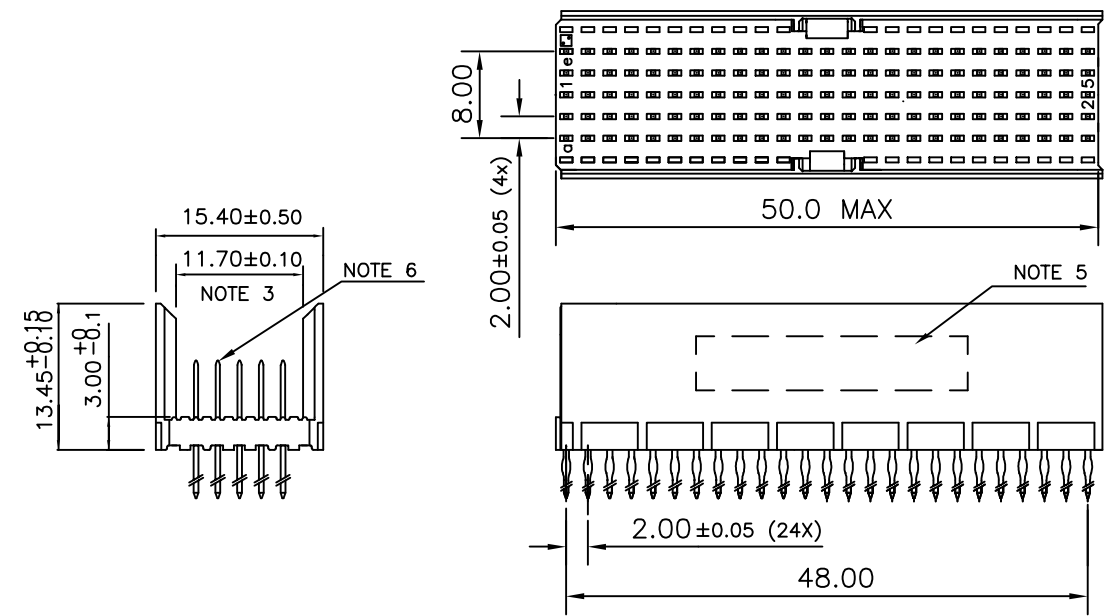


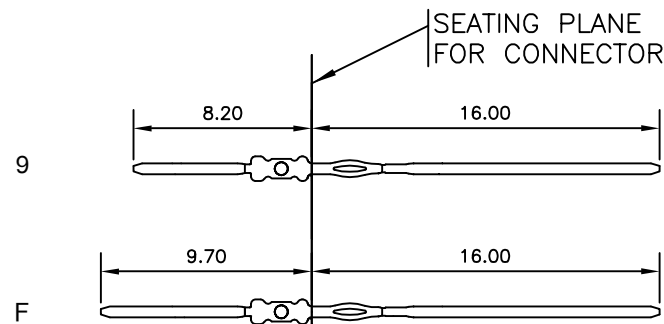
LOADING PATTERN MATING SIDE



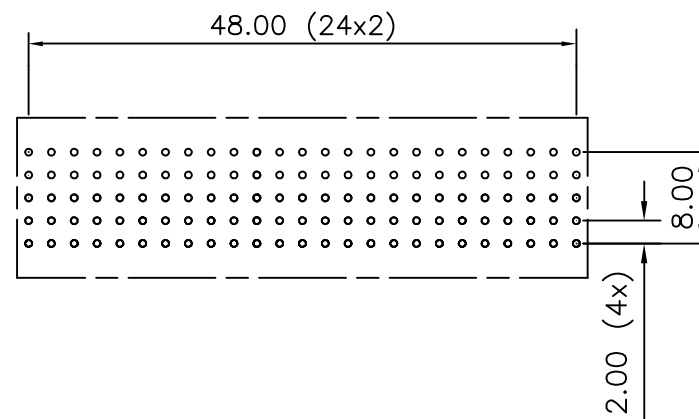
LOADED CONNECTOR ASSEMBLY (FOR EXAMPLE)



CONTACT OVERVIEW



LAY-OUT P.C.B.-HOLE



HM2P65PNE3K0 **LEAD FREE INDICATOR : LF = LEAD FREE (DIGIT 15 & 16)**

**PLATING CODE (DIGIT 13 AND 14)**  
(REF DRW NO. BS,C , 201844 , 003)

NOTES

- THIS PRODUCT IS CSA APPROVED.
- THIS PRODUCT IS UL RECOGNIZED.
- MEASURED AT THE BOTTOM.
- MATERIAL CONTACT: PHOSPHORBRONZE  
HOUSING: CREAM WHITE GLASS FILLED POLYESTER UL-94V0
- CONNECTOR PRINTED WITH P/N AND DATE CODE.
- FOR ACTUAL CONTACT LOADINGS, SEE LOADING PATTERN MATING SIDE.
- SHAPE OF CONNECTOR HOUSING CAN ALTER DEPENDING ON PRODUCTION LOCATION
- THE PRODUCT (LF) MEETS EUROPEAN UNION DIRECTIVES AND OTHER COUNTRY REGULATIONS AS DESCRIBED IN GS-22-008
- FOR RECOMMENDED PTH DIMENSIONS REFER DRAWING : BS, A , 201572 , 001

CATALOG NO: HM2P65PNE3K0- - - -

mat'l. code SEE NOTE 4				surface ISO 1302 ✓		tolerance ISO 406 ISO 1101		projection MM		product family MLLIPACS			
litr				ecn no		dr		date		tolerances unless otherwise specified		title	
A				I04-0076		MINI		2004/09/08		angles		MPACS 5+2R STR HDR PF CONN TYPE AB	
B				I05-0189		MINI		2005/10/15		linear		MM	
C				I06-0090		MINI		2006/06/27		0°±1°		scale -	
						dr		MINI K VANDANATH 2004/09/08		dwg no		sheet 1 of 1 size 5	
						engr		BIJU K PAUL 2004/09/08		FCI		BS, C ,203028, 144 A3	
						chr		BIJU K PAUL 2006/06/27		type		Product Customer Drawing	
						appd		BIJU K PAUL 2006/06/27					
sheet index		revision sheet		c									
1		1											