

**Metallized Polypropylene (PP) - Capacitors in Cylindrical Case.
MKP 6 with High Volume/Capacitance Ratio, MKP 6 HP with Higher Current Carrying
Capability. Capacitances from 75 µF to 4920 µF. Rated Voltages from 600 VDC to 1500 VDC.**

Special Features

- Very high volume/capacitance ratio
- Self-healing properties
- With cylindrical aluminium case for bus bar mounting
- Dry construction without electrolyte or oil
- No internal fuse required
- Negative capacitance change versus temperature
- Very low dielectric absorption
- According to RoHS 2015/863/EU
- Customer-specific capacitances or voltages on request

Typical Applications

DC capacitors with high capacitances for applications in power electronics also at non-sinusoidal voltages and currents e.g. in

- Wind power systems
- Inverters

Construction

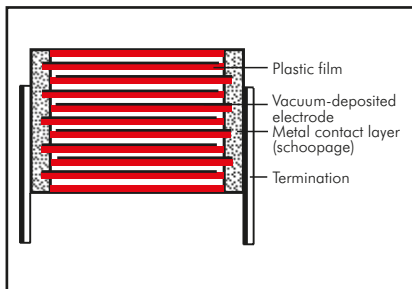
Dielectric:

Polypropylene (PP) film

Capacitor electrodes:

Vacuum-deposited

Internal construction:



Encapsulation:

Aluminium case with PU-sealing, UL 94 V-0

Terminations:

Screw connection (male or female), screw bolt M12 x 16.

Marking:

Colour: Metallic. Marking: Black on silver label.

Electrical Data

Capacitance range: 75 µF to 4920 µF

Rated voltages: 600 VDC, 700 VDC, 900 VDC, 1100 VDC, 1300 VDC, 1500 VDC

Capacitance tolerances: ±20%, ±10% (±5% available subject to special enquiry)

Operating temperature range: -40° C to +85° C

Insulation resistance at +20° C:
≥ 5000 sec (MΩ x µF)

Measuring voltage: 100 V/1 min.

Dielectric loss factor $\tan \delta_0$: 2×10^{-4}

Test voltage between terminals

at +25° C: $1.5 U_{rDC}$, 10sec

Test voltage between terminals and case

at +25° C and 50 Hz: $3 kV_{AC}$, 1 min.

Dielectric absorption:

0.05 %

Reliability:

Operational life > 100000 hours

Failure rate < 50 fit (hot spot ≤ 70° C)

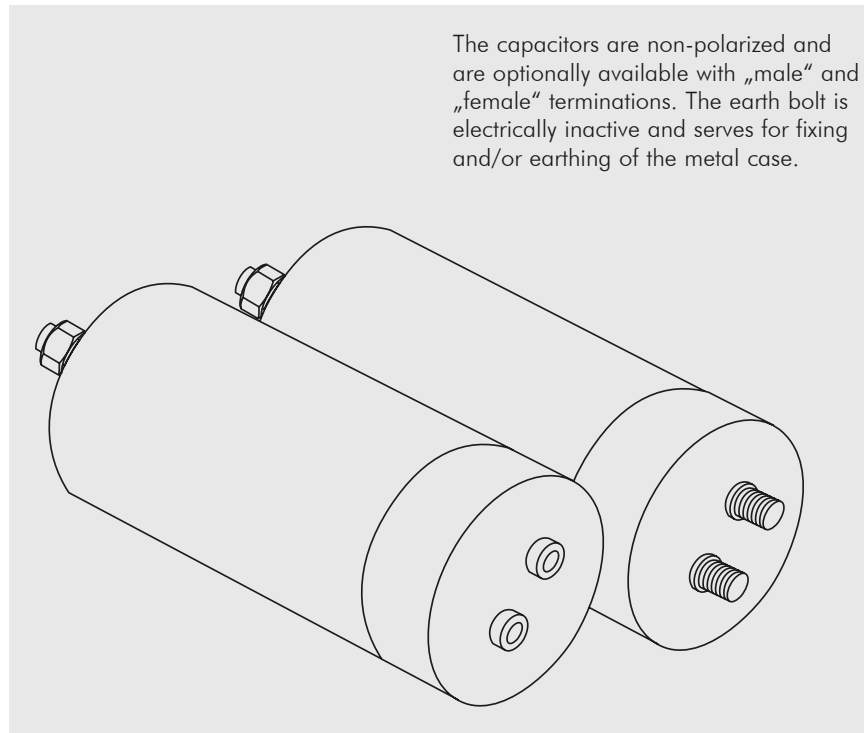
Mounting Recommendation

Excessive mechanical strain, e.g. pressure or shock onto the capacitor body, is to be avoided during mounting and usage of the capacitors.

Packing

Transportation-safe packing in cardboard boxes.

For further details and graphs please refer to Technical Information.



The capacitors are non-polarized and are optionally available with „male“ and „female“ terminations. The earth bolt is electrically inactive and serves for fixing and/or earthing of the metal case.

Continuation

General Data

U_R		C_N	D x L mm	I_{rms} (max.)* at 70° C A	ESR (1 kHz)* mΩ	L_e nH	Approx. weight g	Part number
70° C	85° C							
600 VDC	450 VDC	320 μF	85 x 60	25	2.1	< 40	380	DCP6I06320EB00
		460 "	85 x 76	25	2.1	< 40	480	DCP6I06460EC00
		520 "	85 x 85	30	2.0	< 40	540	DCP6I06520ED00
		620 "	85 x 95	30	1.9	< 40	600	DCP6I06620EE00
		760 "	85 x 110	30	1.7	< 40	690	DCP6I06760EF00
		780 "	85 x 120	30	1.7	< 40	700	DCP6I06780E000
		950 "	85 x 132	35	1.8	< 40	850	DCP6I06950E100
		1030 "	85 x 140	35	1.8	< 40	880	DCP6I07103EG00
		1220 "	116 x 95	40	1.7	< 40	1200	DCP6I07122EN00
		1500 "	116 x 110	40	1.7	< 40	1390	DCP6I07150EO00
		1640 "	116 x 120	40	1.6	< 40	1510	DCP6I07164EP00
		1890 "	116 x 132	40	1.6	< 40	1660	DCP6I07189EQ00
		2030 "	116 x 140	40	1.6	< 40	1760	DCP6I07203ER00
700 VDC	600 VDC	230 μF	85 x 60	25	1.9	< 40	380	DCP6K06230EB00
		330 "	85 x 76	25	1.9	< 40	480	DCP6K06330EC00
		380 "	85 x 85	30	1.7	< 40	540	DCP6K06380ED00
		450 "	85 x 95	30	1.7	< 40	600	DCP6K06450EE00
		550 "	85 x 110	30	1.8	< 40	690	DCP6K06550EF00
		585 "	85 x 120	30	1.8	< 40	700	DCP6K06585E000
		690 "	85 x 132	35	1.8	< 40	850	DCP6K06690E100
		740 "	85 x 140	35	1.8	< 40	880	DCP6K06740EG00
		890 "	116 x 95	40	1.7	< 40	1200	DCP6K06890EN00
		1090 "	116 x 110	40	1.7	< 40	1390	DCP6K07109EO00
		1190 "	116 x 120	40	1.8	< 40	1510	DCP6K07119EP00
		1370 "	116 x 132	40	1.8	< 40	1660	DCP6K07137EQ00
		1470 "	116 x 140	40	1.8	< 40	1760	DCP6K07147ER00
900 VDC	760 VDC	190 μF	85 x 60	30	1.9	< 40	380	DCP6N06190EB00
		270 "	85 x 76	30	1.9	< 40	480	DCP6N06270EC00
		315 "	85 x 85	30	1.8	< 40	540	DCP6N06315ED00
		360 "	85 x 95	30	1.7	< 40	600	DCP6N06360EE00
		450 "	85 x 110	30	1.7	< 40	690	DCP6N06450EF00
		480 "	85 x 120	35	1.8	< 40	700	DCP6N06480E000
		550 "	85 x 132	35	1.8	< 40	850	DCP6N06550E100
		620 "	85 x 140	35	1.8	< 40	880	DCP6N06620EG00
		730 "	116 x 95	40	1.7	< 40	1200	DCP6N06730EN00
		900 "	116 x 110	40	1.7	< 40	1390	DCP6N06900EO00
		980 "	116 x 120	40	1.8	< 40	1510	DCP6N06980EP00
		1130 "	116 x 132	40	1.8	< 40	1660	DCP6N07113EQ00
		1200 "	116 x 140	40	1.8	< 40	1760	DCP6N07120ER00
1100 VDC	920 VDC	120 μF	85 x 60	30	2.0	< 40	380	DCP6P06120EB00
		170 "	85 x 76	30	2.0	< 40	480	DCP6P06170EC00
		200 "	85 x 85	30	1.9	< 40	540	DCP6P06200ED00
		230 "	85 x 95	30	1.9	< 40	600	DCP6P06230EE00
		290 "	85 x 110	30	1.8	< 40	690	DCP6P06290EF00
		325 "	85 x 120	40	1.8	< 40	700	DCP6P06325E000
		360 "	85 x 132	40	1.8	< 40	850	DCP6P06360E100
		390 "	85 x 140	40	2.0	< 40	880	DCP6P06390EG00
		470 "	116 x 95	40	1.8	< 40	1200	DCP6P06470EN00
		580 "	116 x 110	40	1.8	< 40	1390	DCP6P06580EO00
		630 "	116 x 120	40	1.7	< 40	1510	DCP6P06630EP00
		720 "	116 x 132	40	1.7	< 40	1660	DCP6P06720EQ00
		780 "	116 x 140	40	1.6	< 40	1760	DCP6P06780ER00

Contacts can handle: peak currents (repetitive) \hat{I} up to 5 kA
surge currents (isolated cases) I_S up to 20 kA

Customer-specific capacitances or voltages on request

* General guide

Part number completion:	
Tolerance:	20 % = M
	10 % = K
	5 % = J
Packing:	bulk = S
Connection:	male = 0M
	female = 0F

Rights reserved to amend design data without prior notification.

Continuation

General Data

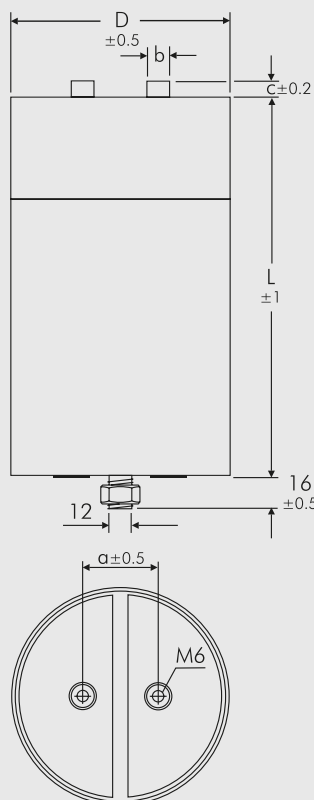
U_R		C_N	D x L mm	I_{rms} (max.)* at 70°C A	ESR (1 kHz)* mΩ	L_e nH	Approx. weight g	Part number
70° C	85° C							
1300 VDC	1100 VDC	85 μF	85 x 60	30	2.1	< 40	380	DCP6R25850EB00
		120 "	85 x 76	30	2.1	< 40	480	DCP6R26120EC00
		135 "	85 x 85	30	1.9	< 40	540	DCP6R26135ED00
		160 "	85 x 95	30	1.9	< 40	600	DCP6R26160EE00
		200 "	85 x 110	30	1.8	< 40	690	DCP6R26200EF00
		215 "	85 x 120	30	1.8	< 40	700	DCP6R26215E000
		250 "	85 x 132	40	2.2	< 40	850	DCP6R26250E100
		270 "	85 x 140	40	2.2	< 40	880	DCP6R26270EG00
		320 "	116 x 95	40	1.8	< 40	1200	DCP6R26320EN00
		390 "	116 x 110	40	1.8	< 40	1390	DCP6R26390EQ00
		430 "	116 x 120	40	1.7	< 40	1510	DCP6R26430EP00
		490 "	116 x 132	40	1.7	< 40	1660	DCP6R26490EQ00
		530 "	116 x 140	40	1.6	< 40	1760	DCP6R26530ER00
		1500 VDC	1250 VDC	75 μF	85 x 60	25	2.5	< 40
110 "	85 x 76			25	2.5	< 40	480	DCP6S06110EC00
120 "	85 x 85			25	2.3	< 40	540	DCP6S06120ED00
145 "	85 x 95			30	2.3	< 40	600	DCP6S06145EE00
180 "	85 x 110			30	2.3	< 40	690	DCP6S06180EF00
195 "	85 x 120			40	2.4	< 40	700	DCP6S06195E000
225 "	85 x 132			40	2.4	< 40	850	DCP6S06225E100
240 "	85 x 140			40	2.5	< 40	880	DCP6S06240EG00
290 "	116 x 95			40	1.8	< 40	1200	DCP6S06290EN00
355 "	116 x 110			40	1.8	< 40	1390	DCP6S06355EO00
390 "	116 x 120			40	1.7	< 40	1510	DCP6S06390EP00
445 "	116 x 132			40	1.7	< 40	1660	DCP6S06445EQ00
480 "	116 x 140			40	1.7	< 40	1760	DCP6S06480ER00

Contacts can handle: peak currents (repetitive) \hat{I} up to 5 kA
surge currents (isolated cases) I_S up to 20 kA

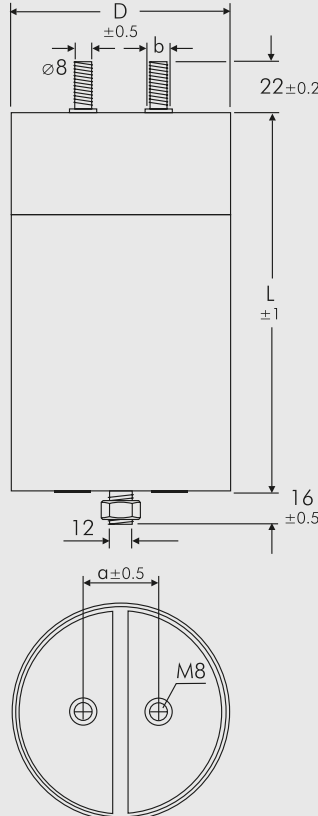
Customer-specific capacitances or voltages on request

* General guide

female



male



Part number completion:

Tolerance: 20 % = M
10 % = K
5 % = J
Packing: bulk = S
Connection: male = 0M
female = 0F

D	L	a	b	c
85	60	32	12	6
85	76	32	12	6
85	85	32	12	6
85	95	32	12	6
85	110	32	12	6
85	120	32	12	6
85	132	32	12	6
85	140	32	12	6
116	95	50	14	5
116	110	50	14	5
116	120	50	14	5
116	132	50	14	5
116	140	50	14	5

Dims. in mm.

Rights reserved to amend design data without prior notification.

Continuation: Versions with increased dimensioning for higher current carrying capability

General Data

U_R		C_N	D x L mm	I_{rms} (max.)* at 70° C A	ESR (1 kHz)* mΩ	L_e nH	Approx. weight g	Part number		
70° C	85° C									
600 VDC	450 VDC	640 μF	85 x 110	50	1.3	< 40	690	DCHPI06640EF00		
		920 "	85 x 140	50	1.3	< 40	880	DCHPI06920EG00		
		1040 "	85 x 155	60	1.3	< 40	980	DCHPI07104EH00		
		1240 "	85 x 185	60	1.3	< 60	1165	DCHPI07124EI00		
		1520 "	85 x 210	60	1.2	< 60	1400	DCHPI07152E200		
		1660 "	85 x 235	60	1.2	< 60	1480	DCHPI07166EJ00		
		1900 "	85 x 252	60	1.2	< 60	1590	DCHPI07190EK00		
		2060 "	85 x 260	60	1.2	< 60	1640	DCHPI07206EL00		
		2490 "	85 x 345	70	1.0	< 70	2190	DCHPI07249EM00		
		1260 "	116 x 110	80	1.2	< 40	1385	DCHPI07126EO00		
		1820 "	116 x 140	80	1.2	< 40	1765	DCHPI07182ER00		
		2060 "	116 x 158	80	1.1	< 40	1990	DCHPI07206ES00		
		2440 "	116 x 185	80	1.1	< 60	2330	DCHPI07244ET00		
		3000 "	116 x 215	80	1.0	< 60	2710	DCHPI07300EU00		
		3280 "	116 x 230	90	1.0	< 60	2900	DCHPI07328E700		
		3780 "	116 x 255	90	1.0	< 60	3210	DCHPI07378EV00		
		4060 "	116 x 295	90	1.0	< 70	3720	DCHPI07406EW00		
		4920 "	116 x 342	100	0.7	< 70	4350	DCHPI07492EX00		
		700 VDC	600 VDC	460 μF	85 x 110	50	1.3	< 40	690	DCHPK06460EF00
				660 "	85 x 140	50	1.3	< 40	880	DCHPK06660EG00
760 "	85 x 155			60	1.2	< 40	980	DCHPK06760EH00		
900 "	85 x 185			60	1.2	< 60	1165	DCHPK06900EI00		
1100 "	85 x 210			60	1.2	< 60	1400	DCHPK07110E200		
1200 "	85 x 235			60	1.2	< 60	1480	DCHPK07120EJ00		
1380 "	85 x 252			70	1.1	< 60	1590	DCHPK07138EK00		
1480 "	85 x 260			70	1.1	< 60	1640	DCHPK07148EL00		
1800 "	85 x 345			80	1.0	< 70	2190	DCHPK07180EM00		
920 "	116 x 110			80	1.3	< 40	1385	DCHPK06920EO00		
1320 "	116 x 140			80	1.3	< 40	1765	DCHPK07132ER00		
1500 "	116 x 158			80	1.3	< 40	1990	DCHPK07150ES00		
1780 "	116 x 185			80	1.2	< 60	2330	DCHPK07178ET00		
2180 "	116 x 215			90	1.2	< 60	2710	DCHPK07218EU00		
2380 "	116 x 230			90	1.0	< 60	2900	DCHPK07238E700		
2740 "	116 x 255			90	1.0	< 60	3210	DCHPK07274EV00		
2940 "	116 x 295			90	1.0	< 70	3720	DCHPK07294EW00		
3570 "	116 x 342			110	0.7	< 70	4350	DCHPK07357EX00		
900 VDC	760 VDC			380 μF	85 x 110	50	1.4	< 40	690	DCHPN06380EF00
				540 "	85 x 140	50	1.4	< 40	880	DCHPN06540EG00
		630 "	85 x 155	60	1.3	< 40	980	DCHPN06630EH00		
		720 "	85 x 185	60	1.3	< 60	1165	DCHPN06720EI00		
		900 "	85 x 210	60	1.1	< 60	1400	DCHPN06900E200		
		1000 "	85 x 235	70	1.0	< 60	1480	DCHPN07100EJ00		
		1140 "	85 x 252	70	0.9	< 60	1590	DCHPN07114EK00		
		1240 "	85 x 260	70	0.9	< 60	1640	DCHPN07124EL00		
		1500 "	85 x 345	80	0.7	< 70	2190	DCHPN07150EM00		

Contacts can handle: peak currents (repetitive) \hat{I} up to 10 kA
surge currents (isolated cases) I_S up to 40 kA

Customer-specific capacitances or voltages on request

* General guide

Part number completion:	
Tolerance:	20 % = M 10 % = K 5 % = J
Packing:	bulk = S
Connection:	male = 0M female = 0F

Rights reserved to amend design data without prior notification.

Continuation page 146

Continuation

General Data

U_R		C_N	D x L mm	I_{rms} (max.)* at 70° C A	ESR (1 kHz)* mΩ	L_e nH	Approx. weight g	Part number
70° C	85° C							
900 VDC	760 VDC	760 μF	116 x 110	80	1.3	< 40	1385	DCHPN06760EO00
		1100 "	116 x 140	80	1.3	< 40	1765	DCHPN07110ER00
		1240 "	116 x 158	80	1,3	< 40	1990	DCHPN07124ES00
		1460 "	116 x 185	80	1.2	< 60	2330	DCHPN07146ET00
		1800 "	116 x 215	90	1.2	< 60	2710	DCHPN07180EU00
		1960 "	116 x 230	90	1.0	< 60	2900	DCHPN07196E700
		2260 "	116 x 255	90	1.0	< 60	3210	DCHPN07226EV00
		2400 "	116 x 295	90	1.0	< 70	3720	DCHPN07240EW00
		2940 "	116 x 342	110	0.7	< 70	4350	DCHPN07294EX00
		1100 VDC	920 VDC	240 μF	85 x 110	50	1.3	< 40
340 "	85 x 140			50	1.2	< 40	880	DCHPP06340EG00
400 "	85 x 155			50	1.2	< 40	980	DCHPP06400EH00
460 "	85 x 185			50	1.2	< 60	1165	DCHPP06460EI00
580 "	85 x 210			60	1.2	< 60	1400	DCHPP06580E200
640 "	85 x 235			60	1.1	< 60	1480	DCHPP06640EJ00
720 "	85 x 252			60	1.1	< 60	1590	DCHPP06720EK00
780 "	85 x 260			60	1.2	< 60	1640	DCHPP06780EL00
960 "	85 x 345			80	1.0	< 70	2190	DCHPP06960EM00
480 "	116 x 110			80	1.4	< 40	1385	DCHPP06480EO00
700 "	116 x 140			80	1.3	< 40	1765	DCHPP06700ER00
780 "	116 x 158			80	1.3	< 40	1990	DCHPP06780ES00
940 "	116 x 185			80	1.3	< 60	2330	DCHPP06940ET00
1160 "	116 x 215			90	1.2	< 60	2710	DCHPP07116EU00
1260 "	116 x 230			90	1.2	< 60	2900	DCHPP07126E700
1440 "	116 x 255			90	1.1	< 60	3210	DCHPP07144EV00
1560 "	116 x 295			90	1.0	< 70	3720	DCHPP07156EW00
1890 "	116 x 342			110	0.8	< 70	4350	DCHPP07189EX00
1300 VDC	1100 VDC	170 μF	85 x 110	50	1.3	< 40	690	DCHPR26170EF00
		240 "	85 x 140	50	1.3	< 40	880	DCHPR26240EG00
		270 "	85 x 155	50	1.2	< 40	980	DCHPR26270EH00
		320 "	85 x 185	60	1.2	< 60	1165	DCHPR26320EI00
		400 "	85 x 210	60	1.2	< 60	1400	DCHPR26400E200
		440 "	85 x 235	60	1.1	< 60	1480	DCHPR26440EJ00
		500 "	85 x 252	60	1.1	< 60	1590	DCHPR26500EK00
		540 "	85 x 260	60	1.2	< 60	1640	DCHPR26540EL00
		660 "	85 x 345	80	1.0	< 70	2190	DCHPR26660EM00
		330 "	116 x 110	80	1.4	< 40	1385	DCHPR26330EO00
		480 "	116 x 140	80	1.4	< 40	1765	DCHPR26480ER00
		540 "	116 x 158	80	1.3	< 40	1990	DCHPR26540ES00
		640 "	116 x 185	80	1.3	< 60	2330	DCHPR26640ET00
		780 "	116 x 215	90	1.2	< 60	2710	DCHPR26780EU00
		860 "	116 x 230	90	1.2	< 60	2900	DCHPR26860E700
		980 "	116 x 255	90	1.1	< 60	3210	DCHPR26980EV00
		1060 "	116 x 295	90	1.1	< 70	3720	DCHPR27106EW00
		1290 "	116 x 342	110	0.8	< 70	4350	DCHPR27129EX00

Contacts can handle: peak currents (repetitive) \hat{I} up to 10 kA
surge currents (isolated cases) I_S up to 40 kA

Customer-specific capacitances or voltages on request

* General guide

Part number completion:

Tolerance: 20 % = M
10 % = K
5 % = J
Packing: bulk = S
Connection: male = 0M
female = 0F

Rights reserved to amend design data without prior notification.

Continuation page 147

Continuation

General Data

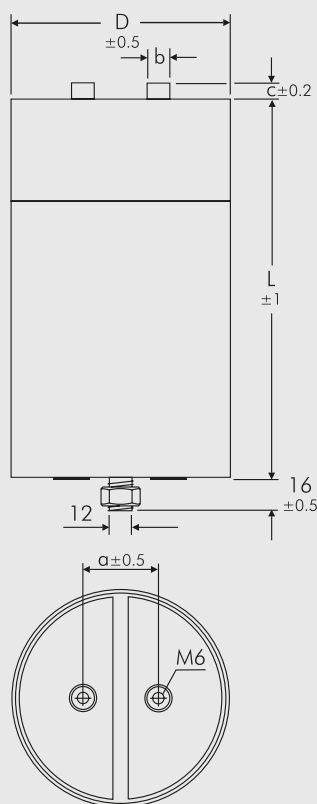
U_R		C_N	D x L mm	I_{rms} (max.)* at 70° C A	ESR (1 kHz)* mΩ	L_e nH	Approx. weight g	Part number
70° C	85° C							
1500 VDC	1250 VDC	150 μF	85 x 110	50	1.3	< 40	690	DCHPS06150EF00
		220 "	85 x 140	50	1.3	< 40	880	DCHPS06220EG00
		240 "	85 x 155	50	1.2	< 40	980	DCHPS06240EH00
		290 "	85 x 185	60	1.2	< 60	1165	DCHPS06290EI00
		360 "	85 x 210	60	1.2	< 60	1400	DCHPS06360E200
		390 "	85 x 235	60	1.1	< 60	1480	DCHPS06390EJ00
		450 "	85 x 252	60	1.1	< 60	1590	DCHPS06450EK00
		480 "	85 x 260	60	1.1	< 60	1640	DCHPS06480EL00
		585 "	85 x 345	80	1.0	< 70	2190	DCHPS06585EM00
		300 "	116 x 110	80	1.5	< 40	1385	DCHPS06300EO00
		430 "	116 x 140	80	1.4	< 40	1765	DCHPS06430ER00
		490 "	116 x 158	80	1.4	< 40	1990	DCHPS06490ES00
		580 "	116 x 185	80	1.4	< 60	2330	DCHPS06580ET00
		710 "	116 x 215	90	1.3	< 60	2710	DCHPS06710EU00
		780 "	116 x 230	90	1.2	< 60	2900	DCHPS06780E700
		890 "	116 x 255	90	1.2	< 60	3210	DCHPS06890EV00
		960 "	116 x 295	90	1.1	< 70	3720	DCHPS06960EW00
		1170 "	116 x 342	110	0.8	< 70	4350	DCHPS07117EX00

Contacts can handle: peak currents (isolated) \hat{I} up to 5 kA
surge currents (isolated cases) I_S up to 20 kA

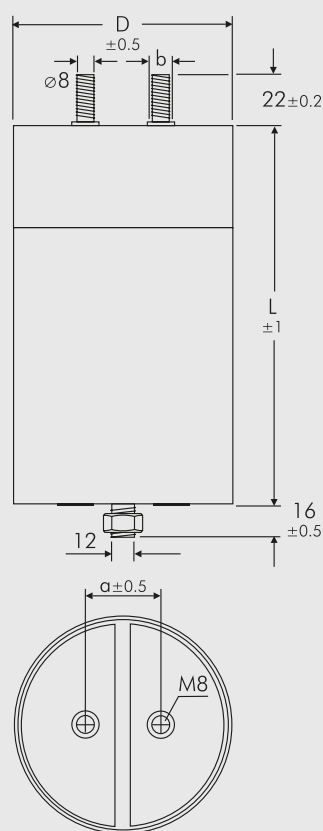
Customer-specific capacitances or voltages on request

* General guide

female



male



Part number completion:

Tolerance: 20 % = M
10 % = K
5 % = J
Packing: bulk = S
Connection: male = OM
female = OF

D	L	a	b	c
85	110	32	12	6
85	140	32	12	6
85	155	32	12	6
85	185	32	12	6
85	210	32	12	6
85	235	32	12	6
85	252	32	12	6
85	260	32	12	6
85	345	32	12	6
116	110	50	14	5
116	140	50	14	5
116	158	50	14	5
116	185	50	14	5
116	215	50	14	5
116	230	50	14	5
116	255	50	14	5
116	295	50	14	5
116	342	50	14	5

Dims. in mm.

Rights reserved to amend design data without prior notification.



A WIMA part number consists of 18 digits and is composed as follows:

- Field 1 - 4: Type description
- Field 5 - 6: Rated voltage
- Field 7 - 10: Capacitance
- Field 11 - 12: Size and PCM
- Field 13 - 14: Version code (e.g. Snubber versions)
- Field 15: Capacitance tolerance
- Field 16: Packing
- Field 17 - 18: Pin length (untaped)

1	2	3	4	5	6	7	8	9	10	11	12	13	14	15	16	17	18
M	K	S	2	C	0	2	1	0	0	1	A	0	0	M	S	S	D
MKS 2				63 VDC		0.01 µF			2.5x6.5x7.2		-	20%	bulk	6 -2			

<p>Type description:</p> <p>SMD-PET = SMDT SMD-PEN = SMDN SMD-PPS = SMDI FKP 02 = FKPO MKS 02 = MKSO FKS 2 = FKS2 FKP 2 = FKP2 FKS 3 = FKS3 FKP 3 = FKP 3 MKS 2 = MKS2 MKP 2 = MKP2 MKS 4 = MKS4 MKP 4 = MKP4 MKP 10 = MKP1 FKP 4 = FKP4 FKP 1 = FKP1 MKP-X2 = MKX2 MKP-X1 R = MKX1 MKP-Y2 = MKY2 MKP 4F = MKPF Snubber MKP = SNMP Snubber FKP = SNFP GTO MKP = GTOM DC-LINK MKP 4 = DCP4 DC-LINK MKP 6 = DCP6 DC-LINK HC = DCHC</p>	<p>Rated voltage:</p> <p>50 VDC = B0 63 VDC = C0 100 VDC = D0 250 VDC = F0 400 VDC = G0 450 VDC = H0 520 VDC = H2 600 VDC = I0 630 VDC = J0 700 VDC = K0 800 VDC = L0 850 VDC = M0 900 VDC = N0 1000 VDC = O1 1100 VDC = P0 1200 VDC = Q0 1250 VDC = R0 1500 VDC = S0 1600 VDC = T0 1700 VDC = TA 2000 VDC = U0 2500 VDC = V0 3000 VDC = W0 4000 VDC = X0 6000 VDC = Y0 230 VAC = 3Y 275 VAC = 1W 300 VAC = 2W 305 VAC = AW 350 VAC = BW 440 VAC = 4W ...</p>	<p>Capacitance:</p> <p>22 pF = 0022 47 pF = 0047 100 pF = 0100 150 pF = 0150 220 pF = 0220 330 pF = 0330 470 pF = 0470 680 pF = 0680 1000 pF = 1100 1500 pF = 1150 2200 pF = 1220 3300 pF = 1330 4700 pF = 1470 6800 pF = 1680 0.01 µF = 2100 0.022 µF = 2220 0.047 µF = 2470 0.1 µF = 3100 0.22 µF = 3220 0.47 µF = 3470 1 µF = 4100 2.2 µF = 4220 4.7 µF = 4470 10 µF = 5100 22 µF = 5220 47 µF = 5470 100 µF = 6100 220 µF = 6220 1000 µF = 7100 1500 µF = 7150 ...</p>	<p>Size:</p> <p>4.8x3.3x3 Size 1812 = KA 4.8x3.3x4 Size 1812 = KB 5.7x5.1x3.5 Size 2220 = QA 5.7x5.1x4.5 Size 2220 = QB 7.2x6.1x3 Size 2824 = TA 7.2x6.1x5 Size 2824 = TB 10.2x7.6x5 Size 4030 = VA 12.7x10.2x6 Size 5040 = YA 15.3x13.7x7 Size 6054 = YA 2.5x7x4.6 PCM2.5 = 0B 3x7.5x4.6 PCM2.5 = 0C 2.5x6.5x7.2 PCM5 = 1A 3x7.5x7.2 PCM5 = 1B 2.5x7x10 PCM7.5 = 2A 3x8.5x10 PCM7.5 = 2B 3x9x13 PCM10 = 3A 4x9x13 PCM10 = 3C 5x11x18 PCM15 = 4B 6x12.5x18 PCM15 = 4C 5x14x26.5 PCM22.5 = 5A 6x15x26.5 PCM22.5 = 5B 9x19x31.5 PCM27.5 = 6A 11x21x31.5 PCM27.5 = 6B 9x19x41.5 PCM37.5 = 7A 11x22x41.5 PCM37.5 = 7B 19x31x56 PCM 48.5 = 8D 25x45x57 PCM 52.5 = 9D ...</p> <p>Version code:</p> <p>Standard = 00 Version A1 = 1A Version A1.1.1 = 1B Version A2 = 2A ...</p>	<p>Tolerance:</p> <p>±20% = M ±10% = K ±5% = J ±2.5% = H ±1% = E ...</p> <p>Packing:</p> <p>AMMO H16.5 340x340 = A AMMO H16.5 490x370 = B AMMO H18.5 340x340 = C AMMO H18.5 490x370 = D REEL H16.5 360 = F REEL H16.5 500 = H REEL H18.5 360 = I REEL H18.5 500 = J ROLL H16.5 = N ROLL H18.5 = O BLISTER W12 180 = P BLISTER W12 330 = Q BLISTER W16 330 = R BLISTER W24 330 = T Bulk/TPS Standard = S ...</p> <p>Pin length (untaped)</p> <p>3.5 ±0.5 = C9 6 -2 = SD 16 ±1 = P1 ...</p> <p>Pin length (taped)</p> <p>none = 00</p>
--------------------------------------------------------------------------------------------------------------------------------------------------------------------------------------------------------------------------------------------------------------------------------------------------------------------------------------------------------------------------------------------------------------------------------------------------------------------------------------------------------------------------------------------------------------------------------------------------------------------------------------------------------------------------------------------------------------------------------------------------------------------------------------------------------------------------------------------------------------------------------------	---------------------------------------------------------------------------------------------------------------------------------------------------------------------------------------------------------------------------------------------------------------------------------------------------------------------------------------------------------------------------------------------------------------------------------------------------------------------------------------------------------------------------------------------------------------------------------------------------------------------------------------------------------------------------------------------------------------------------------------------------------------------------------------------------------------------------------------------------------------------------------------------------------------------------------------------------------------------------------------------------------------------	-----------------------------------------------------------------------------------------------------------------------------------------------------------------------------------------------------------------------------------------------------------------------------------------------------------------------------------------------------------------------------------------------------------------------------------------------------------------------------------------------------------------------------------------------------------------------------------------------------------------------------------------------------------------------------------------------------------------------------------------------------------------------------------------------------------------------------------------------------------------------------------------------------------------------------------------------------------------------------------------------------------------	----------------------------------------------------------------------------------------------------------------------------------------------------------------------------------------------------------------------------------------------------------------------------------------------------------------------------------------------------------------------------------------------------------------------------------------------------------------------------------------------------------------------------------------------------------------------------------------------------------------------------------------------------------------------------------------------------------------------------------------------------------------------------------------------------------------------------------------------------------------------------------------------------------------------------------------------------------------------------------------------------------------------------------------------------------------------------------------------------------------------------------------------------------------------------------------------------------------------------------------------------------------------------------------------------------------------------------------	-------------------------------------------------------------------------------------------------------------------------------------------------------------------------------------------------------------------------------------------------------------------------------------------------------------------------------------------------------------------------------------------------------------------------------------------------------------------------------------------------------------------------------------------------------------------------------------------------------------------------------------------------------------------------------------------------------------------------------------------------------------------------------------------------------------------------------------------------------------------------------------------------------------------------------------------------------------------------

The data on this page is not complete and serves only to explain the part number system. Part number information is listed on the pages of the respective WIMA range.