


## Press-Fit Card Edge Connectors 0.125"(3.18mm) Pitch

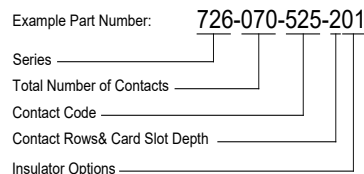
### Features:

- 0.125"(3.18mm) contact spacing x 0.250"(6.35mm) row spacing
- Accepts 0.062"(1.57mm) nominal thickness P.C. board
- Low profile insulator body
- Press-Fit compliant section for gas tight reliable connection in plated through holes eliminates soldering operation
- Contact termination options include P.C. tail and 0.025"(0.64mm) square wire wrap
- Single or dual row configurations
- Accepts between contacts and in-contact polarizing keys
- Tools available for insulator and contact removal. Simple "flat rock" tooling is used for connector installation
- RoHS Compliant & UL Certified



### Specifications:

Insulator Material	Thermoplastic Polyester, UL 94V-0, Black Color
Contact Material	Copper Alloy
Contact Plating	30µ" Gold Plating on mating area and Tin Plating on tails with Nickel underplating all over
Current Rating	3 amps
Dielectric Withstanding Voltage	1500 V AC rms at sea level between adjacent contacts
Insulation Resistance	5000 megohms minimum
Operating Temperature	-40°C to +105°C
Insertion Force	16 oz (4.45 N) maximum per contact pair when tested with .070" (1.78mm) thick gauge
Withdrawal Force	1 oz (0.28 N) minimum per contact pair when tested with .054" (1.37mm) thick gauge
Contact insertion into Hole	20 lbs (89 N) Maximum
Contact Retention in Hole	10 lbs (44 N) Minimum
Re-Insertability in same Hole	3 Times Minimum



#### Series:

726

#### Total Number of Contacts: Contact Rows:

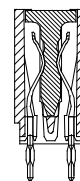
005, 006, ..., 060 Single Row  
010, 012, ..., 120 Dual Row

Contact Code:	Description:	Contact Point:	Tail Length "G":
520	P.C. Tail	Regular Point	.190 (4.83)
525	P.C. Tail	High Point	.190 (4.83)
527	P.C. Tail	High Point	.375 (9.53)
540	Wire Wrap	Regular Point	.560 (14.22)
541	Wire Wrap	Regular Point	.750 (19.05)
545	Wire Wrap	High Point	.560 (14.22)
553	Wire Wrap	Medium Point	.702(17.83)

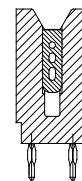
Contact Rows:	Description:
1	Single Row, .420 (10.70) Slot Depth
2	Dual Row, .420 (10.70) Slot Depth

Insulator Options:	Description:
01	.550 (13.97) Full Height Ends

**IN-CONTACT  
POLARIZING KEY  
P/N 745-240-328**



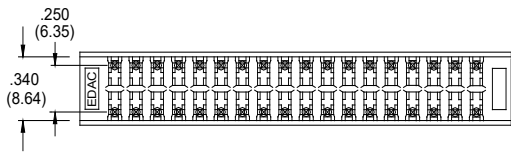
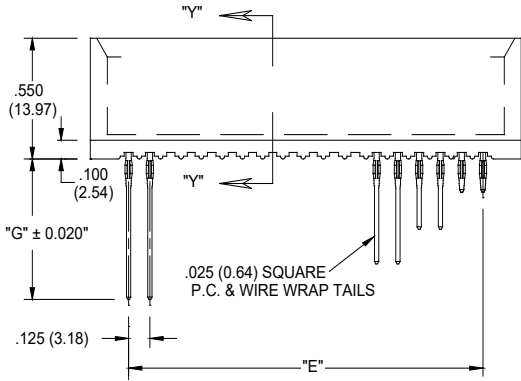
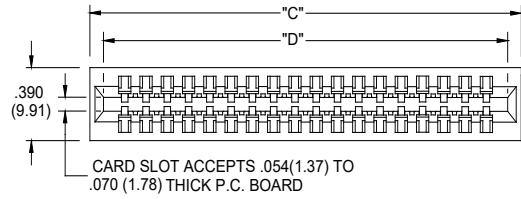
**BETWEEN CONTACT  
POLARIZING KEY  
P/N 306-240-318**



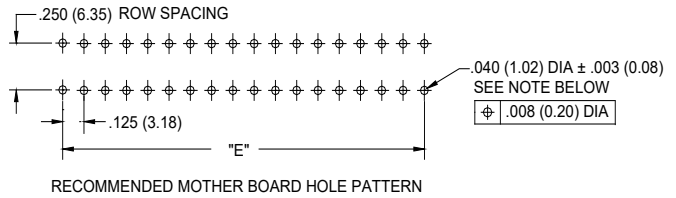
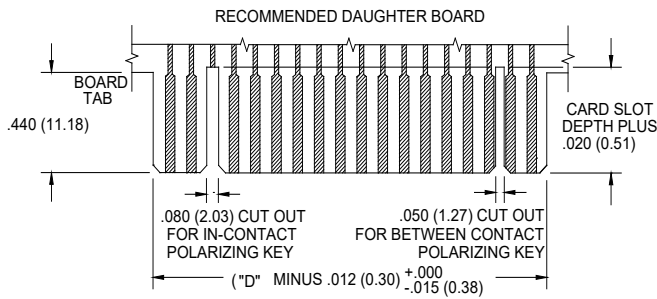
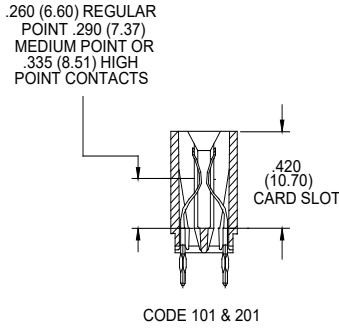
#### Ordering Code Notes:

- 1) All connector sizes up to 60 contacts single row/ 120 contacts dual row are available upon request

## Press-Fit Card Edge Connectors 0.125" (3.18mm) Pitch



### SECTION "Y" - "Y" CONTACT ROWS & INSULATOR OPTIONS



TO OBTAIN OPTIMUM COMPLIANT SECTION PERFORMANCE,  
DRILL HOLES .0453 ± .001 (1.15 ± 0.03) DIAMETER  
COPPER PLATE, .001 (25.4 MICRONS) MINIMUM THICKNESS,  
FOLLOWED BY TIN PLATE TO PROVIDE FINISHED  
HOLES .040 ± .003 (1.02 ± 0.08) DIAMETER

Single Row Versions May Require Backup Springs Depending upon the Application.

NUMBER OF CONTACTS		"C"		"D"		"E"	
Single	Double	Inch	mm	Inch	mm	Inch	mm
5	10	0.910	23.11	0.750	19.05	0.500	12.70
6	12	1.035	26.29	0.875	22.23	0.625	15.88
15	30	2.160	54.86	2.000	50.80	1.750	44.45
18	36	2.535	64.39	2.375	60.33	2.125	53.98
22	44	3.035	77.09	2.875	73.03	2.625	66.68
25	50	3.410	86.61	3.250	82.55	3.000	76.20
28	56	3.785	96.14	3.625	92.08	3.375	85.73
30	60	4.035	102.49	3.875	98.43	3.625	92.08
35	70	4.660	118.36	4.500	114.30	4.250	107.95
36	72	4.785	121.54	4.625	117.48	4.375	111.13
40	80	5.285	134.24	5.125	130.18	4.875	123.83
43	86	5.660	143.76	5.500	139.70	5.250	133.35
50	100	6.535	165.99	6.375	161.93	6.125	155.58
60	120	7.785	197.74	7.625	193.68	7.375	187.33