


Inductors, Variable, Subminiature

Variable, Subminiature, Shielded



ELECTRICAL SPECIFICATIONS

Adjustable Inductance Range: Tunable range; $\pm 5\%$ for 0.10 μH to 1 μH . $\pm 10\%$ for 1.2 μH to 1000 μH

Dielectric Strength: 840 VRMS at sea level

Working Voltage: 300 VDC

Maximum Current: Based on temperature rise not to exceed 15 °C at + 90 °C ambient

Incremental Current: The DC current required to cause a five percent reduction in the nominal inductance value

Operating Temperature: - 55 °C to + 105 °C

FEATURES

- Classification is Grade 3, Class A
- Subminiature shielded adjustable inductor
- High Q values
- Vertical or horizontal mounting
- Inductance range is 0.10 μH to 1000 μH
- 0.300" [7.62 mm] diameter by 0.400" [10.16 mm] length
- Printed board mounting facilitated by 0.200" [5.08mm] grid spacing
- Unit has shield construction to allow maximum density packaging
- Accommodates close inductance adjustments in high density circuits that demand exceptional stability and high "Q" in the smallest size available



RoHS
COMPLIANT

MECHANICAL SPECIFICATIONS

Tuning Tool: Use Number WVL-T or equal

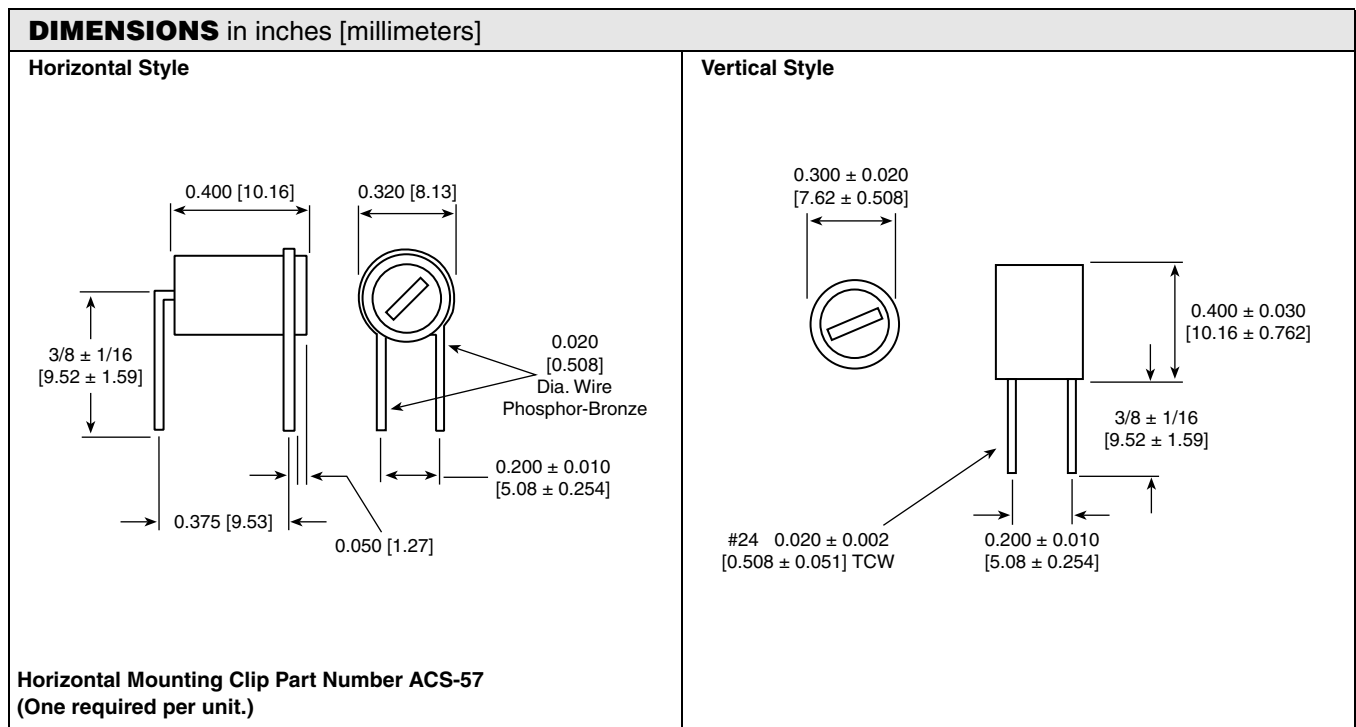
Torque: 0.40 to 6 inch-ounces

Terminal Pull: 3 pounds

DENSITY SPECIFICATIONS

Weight: 1.5 grams maximum

Shielding: 3 % coupling maximum when two units are tested side by side



STANDARD ELECTRICAL SPECIFICATIONS

MODEL	INDUCTANCE NOM. (μ H)	TURNABLE RANGE	Q MINIMUM	TEST FREQ. (MHz)	SELF-RESONANT FREQ. NOM. (MHz)	DCR MAXIMUM (Ohms)	RATED DC CURRENT (mA)	INCREMENTAL* CURRENT (mA)
WVL	0.10	$\pm 5\%$	56	25	200	0.030	1510	-
WVL	0.12	$\pm 5\%$	56	25	200	0.030	1450	-
WVL	0.15	$\pm 5\%$	56	25	200	0.030	1400	-
WVL	0.18	$\pm 5\%$	56	25	200	0.035	1370	-
WVL	0.22	$\pm 5\%$	56	25	200	0.038	1340	-
WVL	0.27	$\pm 5\%$	64	25	200	0.040	1300	-
WVL	0.33	$\pm 5\%$	64	25	200	0.040	1260	-
WVL	0.39	$\pm 5\%$	64	25	200	0.045	1240	-
WVL	0.47	$\pm 5\%$	64	25	184	0.045	1200	-
WVL	0.56	$\pm 5\%$	64	25	176	0.050	1160	-
WVL	0.68	$\pm 5\%$	64	25	150	0.055	1100	-
WVL	0.82	$\pm 5\%$	68	25	144	0.060	1040	-
WVL	1.0	$\pm 5\%$	68	25	128	0.070	986	-
WVL	1.2	$\pm 10\%$	72	7.9	136	0.085	968	-
WVL	1.5	$\pm 10\%$	80	7.9	124	0.100	893	-
WVL	1.8	$\pm 10\%$	92	7.9	108	0.110	853	-
WVL	2.2	$\pm 10\%$	88	7.9	96	0.120	817	-
WVL	2.7	$\pm 10\%$	88	7.9	83	0.125	800	-
WVL	3.3	$\pm 10\%$	77	7.9	74	0.165	696	-
WVL	3.9	$\pm 10\%$	72	7.9	70	0.180	659	-
WVL	4.7	$\pm 10\%$	76	7.9	63	0.245	571	-
WVL	5.6	$\pm 10\%$	76	7.9	58	0.265	550	-
WVL	6.8	$\pm 10\%$	68	7.9	50	0.330	493	-
WVL	8.2	$\pm 10\%$	76	7.9	48	0.460	417	-
WVL	10	$\pm 10\%$	72	7.9	43	0.640	359	-
WVL	12	$\pm 10\%$	96	2.5	30	0.800	316	-
WVL	15	$\pm 10\%$	96	2.5	23	0.865	301	-
WVL	18	$\pm 10\%$	92	2.5	19	0.940	292	-
WVL	22	$\pm 10\%$	100	2.5	17	1.03	267	-
WVL	27	$\pm 10\%$	92	2.5	16	1.18	243	-
WVL	33	$\pm 10\%$	96	2.5	15	1.30	231	-
WVL	39	$\pm 10\%$	96	2.5	14	1.41	223	-
WVL	47	$\pm 10\%$	88	2.5	12	1.61	203	-
WVL	56	$\pm 10\%$	92	2.5	11	2.08	191	-
WVL	68	$\pm 10\%$	84	2.5	10	2.20	185	-
WVL	82	$\pm 10\%$	84	2.5	9	2.42	174	-
WVL	100	$\pm 10\%$	76	2.5	8.4	2.15	333	333
WVL	120	$\pm 10\%$	76	0.79	4.5	2.38	316	190
WVL	150	$\pm 10\%$	72	0.79	4.0	2.52	306	175
WVL	180	$\pm 10\%$	76	0.79	3.9	2.88	288	150
WVL	220	$\pm 10\%$	76	0.79	3.7	3.18	273	125
WVL	270	$\pm 10\%$	80	0.79	3.4	3.50	260	120
WVL	330	$\pm 10\%$	80	0.79	2.8	4.80	222	110
WVL	390	$\pm 10\%$	80	0.79	2.7	5.44	209	105
WVL	470	$\pm 10\%$	80	0.79	2.6	5.90	201	100
WVL	560	$\pm 10\%$	76	0.79	2.3	6.30	194	90
WVL	680	$\pm 10\%$	80	0.79	2.2	7.20	181	80
WVL	820	$\pm 10\%$	72	0.79	2.0	8	172	70
WVL	1000	$\pm 10\%$	80	0.79	1.9	12	141	65

MARKING

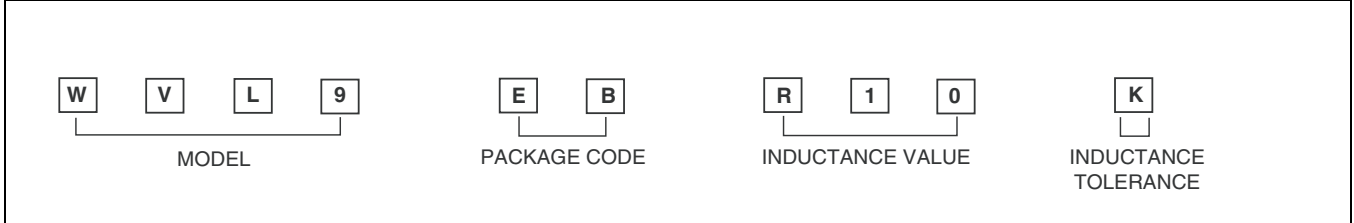
- Manufacturer data printed



ORDERING INFORMATION

WVL	0.10 μH	5 %	EB	e2
MODEL	INDUCTANCE VALUE	INDUCTANCE TOLERANCE	PACKAGE CODE	JEDEC LEAD (Pb)-FREE STANDARD

GLOBAL PART NUMBER





Notice

Specifications of the products displayed herein are subject to change without notice. Vishay Intertechnology, Inc., or anyone on its behalf, assumes no responsibility or liability for any errors or inaccuracies.

Information contained herein is intended to provide a product description only. No license, express or implied, by estoppel or otherwise, to any intellectual property rights is granted by this document. Except as provided in Vishay's terms and conditions of sale for such products, Vishay assumes no liability whatsoever, and disclaims any express or implied warranty, relating to sale and/or use of Vishay products including liability or warranties relating to fitness for a particular purpose, merchantability, or infringement of any patent, copyright, or other intellectual property right.

The products shown herein are not designed for use in medical, life-saving, or life-sustaining applications. Customers using or selling these products for use in such applications do so at their own risk and agree to fully indemnify Vishay for any damages resulting from such improper use or sale.