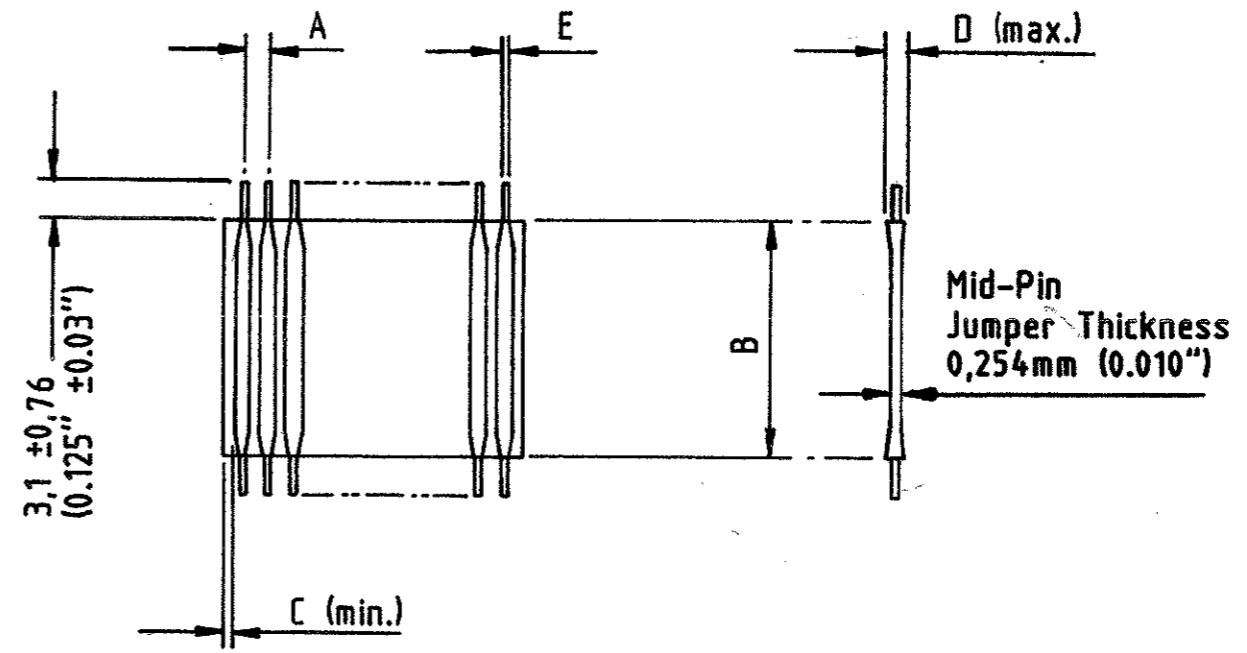




FLEXSTRIP* JUMPERS

† CONDUCTOR PITCH "A"	MARGIN C (min.)		THICKNESS D (MAX.)		PIN DIAMETER E ±0,025 (±0,001")		NUMBER OF CONDUCTORS		
	Cat. Ref.	mm (inch)	mm (inch.)	mm (inch.)	mm (inch.)	min.	max.		
1	1,27	.050"	0,25	.010"	0,64	.025"	0,320	.0126"	2 - 30
6	1,90	.075"	0,38	.015"	0,84	.033"	0,404	.0159"	2 - 30
2	2,54	.100"	0,51	.020"	0,84	.033"	0,511	.0201"	2 - 30
3	3,18	.125"	1,52	.060"	0,84	.033"	0,511	.0201"	2 - 25
4	3,81	.150"	1,52	.060"	0,84	.033"	0,511	.0201"	2 - 20
5	5,08	.200"	1,52	.060"	0,84	.033"	0,511	.0201"	2 - 15

2/86



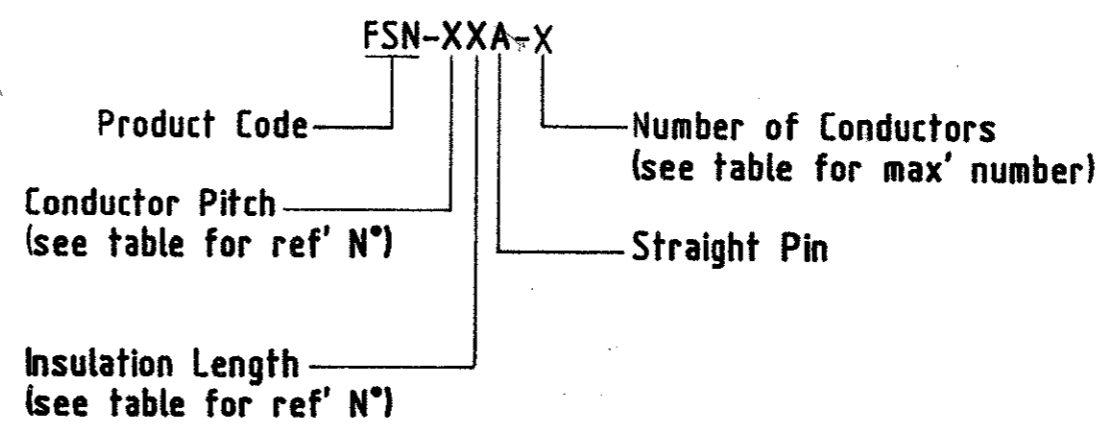
Dimensions are shown in mm (inches.)
† Tolerance on Pitch ±0,25 (0,01") non-cumulative.

INSULATION LENGTH B ±1,57 (±0,062")		
mm	(inch)	Cat. Ref.
25.4	1	1
38.1	1½	1.5
50.8	2	2
63.5	2½	2.5
76.2	3	3
88.9	3½	3.5
101.6	4	4
114.3	4½	4.5
127	5	5
139.7	5½	5.5
152.4	6	6

PROPERTIES :-
Insulation Material - Nomex*
Temperature Rating - 105°C
Current Rating - 2 amps
U.L. Style Number - 5188

NOTES:-
* Trademark of Thomas & Betts Corporation
Registered trademark of E.I. Du Pont de Nemours

CATALOGUE NUMBERING SYSTEM



EXAMPLE:-

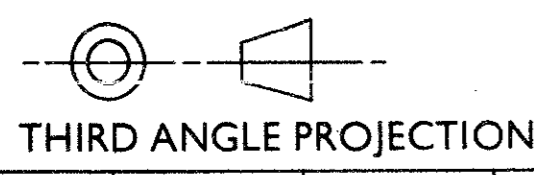
FSN -22A - 15

FSN - Flexstrip Jumper With Nomex Insulation
2 - Conductor Pitch 2.54 (0.100)
2 - Insulation Length 50.8 (2)
A - Straight Pin
15 - Number of Conductors 15

T&B THOMAS & BETTS INTERNATIONAL
EUROPEAN ENGINEERING DIVISION

DRG. N°
3S-10018

IMPERIAL DIMENSIONS SHOWN THUS []
TOLERANCES
0.0000 EQUALS ± .0002
0.000 EQUALS ± .003
00 EQUALS ± .015



REV	DESCRIPTION	DATE	BY
0			

MATERIAL	PART NAME
HEAT TREAT	PRODUCT CODE
FINISH	TOLERANCES UNLESS OTHERWISE SPECIFIED
SCALE	
DR.	FSN-11A-9
CH.	
APP.	
tycocs 3-1437130-7 Electronics REV 0 SHT 1 of 1	