


Type 5ST / 5STP Time-lag Fuse Series (Low Breaking Capacity)

5 x 20mm Glass Tube

5STD0801



Electrical Characteristics (IEC-127-2 STANDARD SHEET 3)

Rated Current	1.5 In		2.1 In		2.75 In		4 In		10 In	
	MIN	MAX	MIN	MAX	MIN	MAX	MIN	MAX	MIN	MAX
63mA to 100mA	1	2	200	10	40	3	10	300		
125mA and above	1	2	600	10	150	3	20	300		
	hr.	min.	ms	sec	ms	sec	ms	ms		

Approvals



Safety Agency Approvals	Amp range / Volt @ I.R. ability
Certificate No. 0045061 License No. 85636 Certificate No. E1261	63mA - 6.3A / 250V AC@ 35A or 10 In whichever is greater
Recognized File No. E20624 Acceptance File No. LR39772	63mA - 10A / 250V AC@ 35A or 10 In whichever is greater

Operating Temperature

-55°C to +125°C

Physical Specification

Materials

Glass body / Nickel Plated Brass Caps

Lead wire:

Tin-lead plated Copper,

Diameter 0.032", 6.3A and less

Diameter 0.040", 8A and above

Marking

On fuse:

"bel", "T", "Current Rating", "L", "250V" and "Appropriate Safety Logos"

On label:

Above info plus "5ST" or "5STP", "CE" and interrupting rating

Packaging

1. In bulk:

5ST - 1,000 pcs per box; 5STP - 500 pcs per box

2. On Axial Tape & Reel:

1,500 pcs per reel

3. Tape & Reel specification:

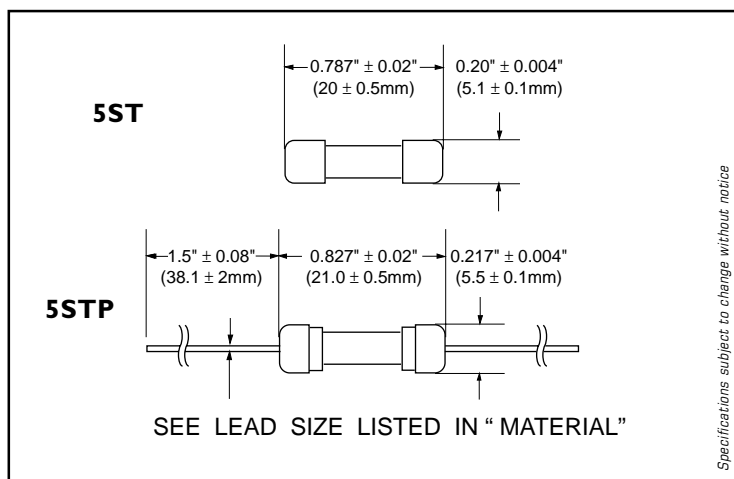
per EIA-296-E & IEC 286-1

@ 10mm Pitch and 63.5mm inside Tape Spacing

Catalog Number	Ampere Rating	Typical Cold Resistance (ohm)	Volt-drop @100% In (Volt) max.	Melting I ² T < 10 mSec (A ² Sec)	Melting I ² T @10 In (A ² Sec)	Maximum Power Dissipation (W)
5ST (P) 63	63mA	23.9	2.77	0.008	0.021	0.28
5ST (P) 80	80mA	15.7	2.24	0.015	0.036	0.29
5ST (P) 100	100mA	10.3	1.82	0.03	0.06	0.30
5ST (P) 125	125mA	6.8	1.47	0.05	0.11	0.30
5ST (P) 160	160mA	4.4	1.19	0.08	0.19	0.31
5ST (P) 200	200mA	2.9	0.97	0.15	0.33	0.32
5ST (P) 250	250mA	1.9	0.78	0.26	0.58	0.32
5ST (P) 315	315mA	1.3	0.63	0.46	1.01	0.33
5ST (P) 400	400mA	0.82	0.51	0.81	1.76	0.34
5ST (P) 500	500mA	0.54	0.42	1.4	3.1	0.34
5ST (P) 630	630mA	0.22	0.17	0.9	1.5	0.18
5ST (P) 800	800mA	0.15	0.15	1.6	2.5	0.20
5ST (P) 1	1A	0.07	0.10	2.4	3.3	0.17
5ST (P) 1.25	1.25A	0.06	0.09	4.1	5.5	0.19
5ST (P) 1.6	1.6A	0.04	0.09	6.9	8.9	0.23
5ST (P) 2	2A	0.03	0.08	12	15	0.26
5ST (P) 2.5	2.5A	0.02	0.07	20	24	0.31
5ST (P) 3.15	3.15A	0.018	0.07	33	39	0.36
5ST (P) 4	4A	0.014	0.06	56	64	0.42
5ST (P) 5	5A	0.011	0.06	95	105	0.49
5ST (P) 6.3	6.3A	0.008	0.06	160	173	0.57
5ST (P) 8	8A	0.006	0.06	260	282	0.8
5ST (P) 10	10A	0.005	0.06	439	461	1.0

Consult manufacturer for other ratings

Mechanical Dimensions



Specifications subject to change without notice

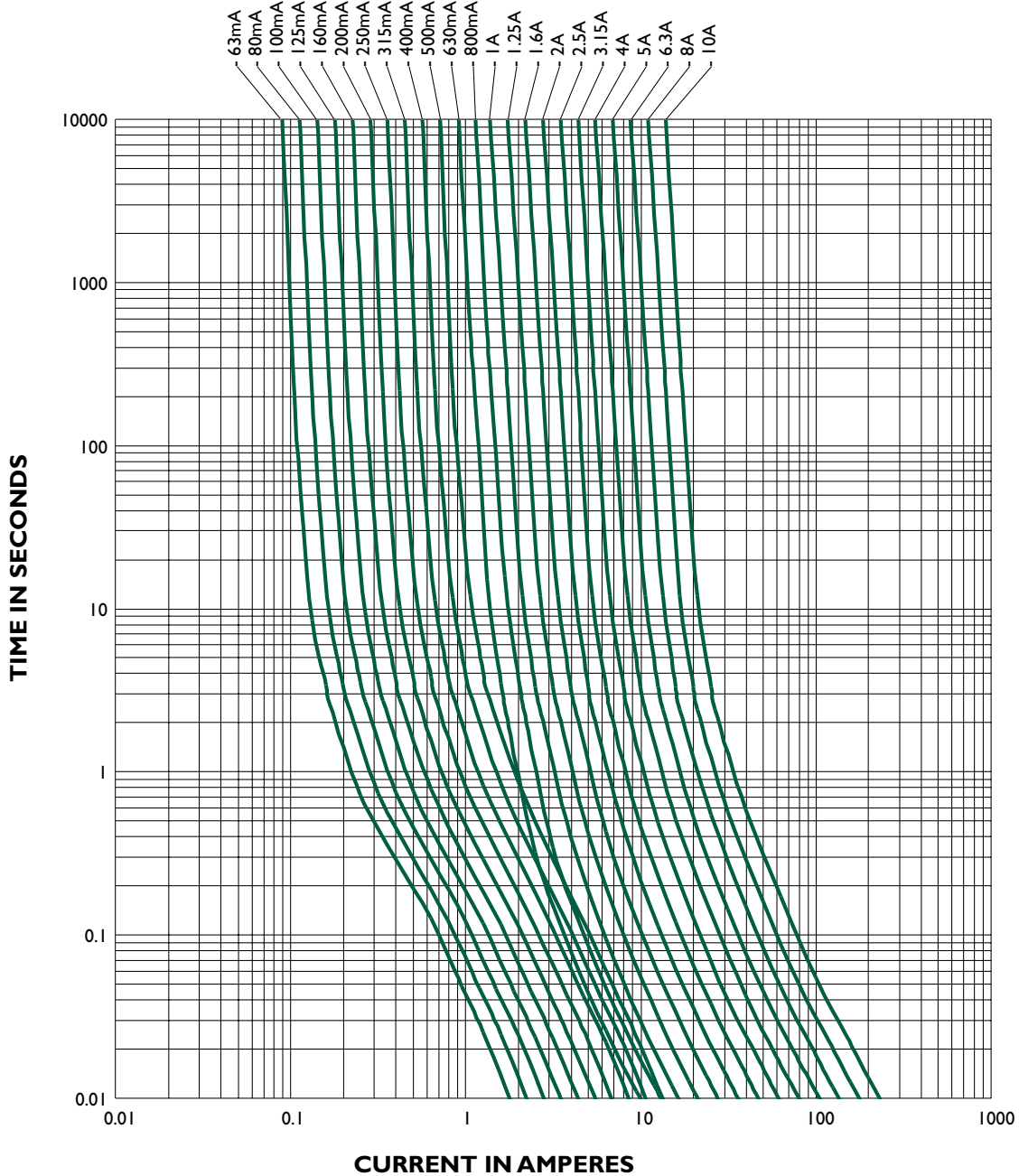
ORDERING INFORMATION SEE PAGES 67 & 68

Type 5ST / 5STP
Time-lag Fuse Series (Low Breaking Capacity)

5 x 20mm Glass Tube

5STC0801

5ST / 5STP - TIME CURRENT CHARACTERISTIC CURVE



Specifications subject to change without notice

NOTE - see important information under "User Guide" on P.08

Corporate Office
Bel Fuse Inc.
206 Van Vorst Street, Jersey City, NJ 07302
Tel: 201-432-0463
Fax: 201-432-9542
E-Mail: belfuse@belfuse.com
Website: www.belfuse.com

Far East Office
Bel Fuse Ltd.
8F/8 Luk Hop Street
San Po Kong
Kowloon, Hong Kong
Tel: 852-2328-5515
Fax: 852-2352-3706

European Office
Bel Fuse Europe Ltd.
Preston Technology Management Centre
Marsh Lane, Preston PR1 8UD
Lancashire, U.K
Tel: 44-1772-556601
Fax: 44-1772-888366