

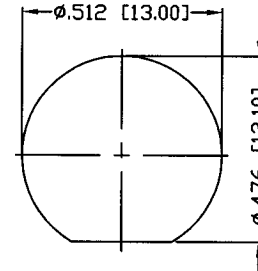
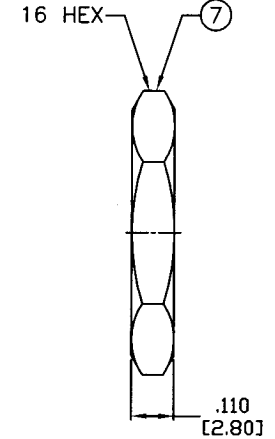
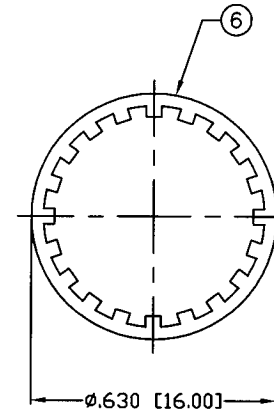
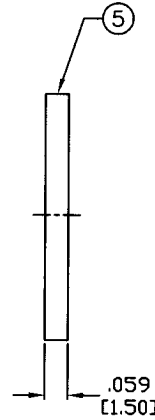
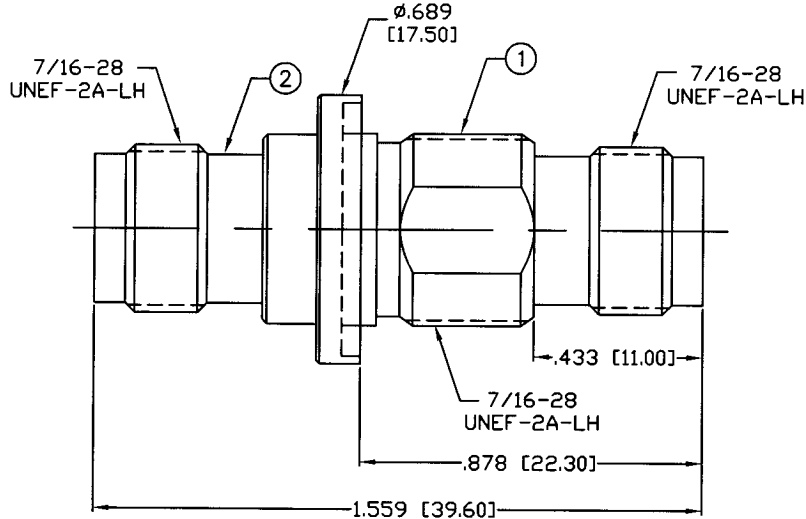
THIS DRAWING CONTAINS INFORMATION PROPRIETARY TO RF INDUSTRIES,
 ANY UNAUTHORIZED USE OF THIS DRAWING IS EXPRESSLY PROHIBITED
 WITHOUT WRITTEN PERMISSION FROM RF INDUSTRIES.
 ANY VIOLATION IS PUNISHABLE UNDER U.S. COPYRIGHT LAWS.

ALL DIMENSIONS ARE REFERENCE ONLY

PART NO.

RT-1226

REV	DESCRIPTION	DWN	DATE	APPROVED
A	ENGINEERING RELEASE	CZS	8/5/99	R. RICE
B	CHANGE FORMAT, SPECS & DWG # 9220	GGG	1/16/02	JDMc



RECOMMENDED MOUNTING HOLE

MAX. PANEL THICKNESS=.315

SPECIFICATIONS:

IMPEDANCE: 50 Ohms
 FREQUENCY RANGE: 0-11 GHz
 WORKING VOLTAGE: 500 VRMS
 INSULATION RESISTANCE: 5k M ohms min.
 TEMPERATURE RANGE: -65°C TO 85°C

1	BODY	1	BRASS	NICKEL, 100μ"
2	TNC BODY	1	BRASS	NICKEL, 100μ"
3	INSULATOR	1	PTFE	----
4	CONTACT	1	PHOS BRONZE	GOLD, 3μ"
5	GASKET	1	RUBBER	----
6	LOCK WASHER	1	BRASS	NICKEL, 100μ"
7	HEX NUT	1	BRASS	NICKEL, 100μ"
8				
9				
10				
11				
12				
13				
14				
#	DESCRIPTION	QTY	MATRL	FINISH

008974

UNLESS OTHERWISE SPECIFIED:

1. REMOVE ALL BURRS
2. BREAK ALL CORNERS & EDGES .005 R. MAX.
3. CHAMFER 1ST & LAST THREADS 45°
4. SURFACE ROUGHNESS 63 FINISH MIL-STD-10
5. DIAMETERS ON COMMON CENTERS TO BE CONCENTRIC WITHIN .002 T.I.R.
6. ALL DIMENSIONS ARE AFTER PLATING.

DRAWN	G. GALLEGOS	1/16/02
CHECKED	<i>[Signature]</i>	1-17-02
ORJ DRAWN	C. ZUNIGA	8/5/99
APPROVALS		DATE

DIMENSIONS ARE IN INCHES AND [MILLIMETERS]

UNLESS OTHERWISE NOTED TOLERANCES ARE:

DECIMALS	DIAMETER
.XXX±.003 [.08]	.XXX±.001 [.03]
.XX±.005 [.13]	.XX±.003 [.08]

RF connectors
 DIVISION OF RF INDUSTRIES, LTD.

7610 MIRAMAR RD
 SAN DIEGO, CA 92126
 (858) 549-6340
 (858) 549-6345 FAX

TNC JACK TO JACK

LEFT HANDED BULKHEAD ADAPTER

SIZE	CABLE GROUP	DWG NO.	REV
A	N/A	RT-1226	B
SCALE:	NTS	CAD FILE	OUTLINE
			SHEET 1 OF 1