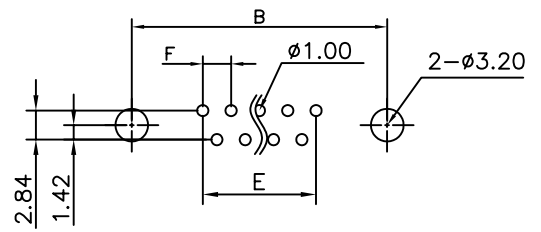
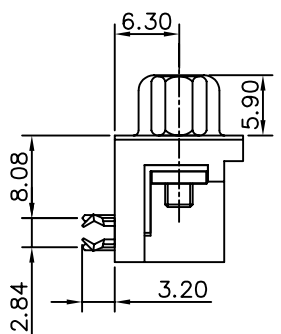
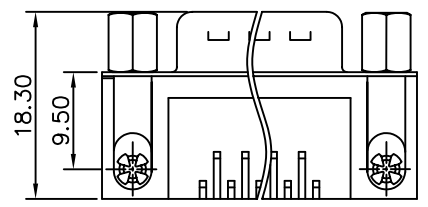
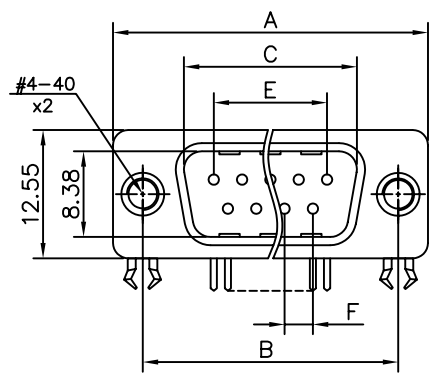


This document is the property of Amphenol Corporation and is delivered on the express condition that it is not to be disclosed, reproduced or used, in whole or in part, for manufacture or sale by anyone other than Amphenol Corporation without its prior consent, & that no right is granted to disclose or to use any information in this document.

Customer drawing



RECOMMENDED P.C.B LAYOUT
(TOLERANCE +/-0.03)

Nb OF CONTACTS	Dimension				
	A	B	C	E	F
9	30.81	24.99	16.92	10.96	2.74
15	39.14	33.32	25.25	19.18	2.74
25	53.04	47.04	38.96	33.24	2.77
37	69.32	63.50	55.42	49.86	2.77

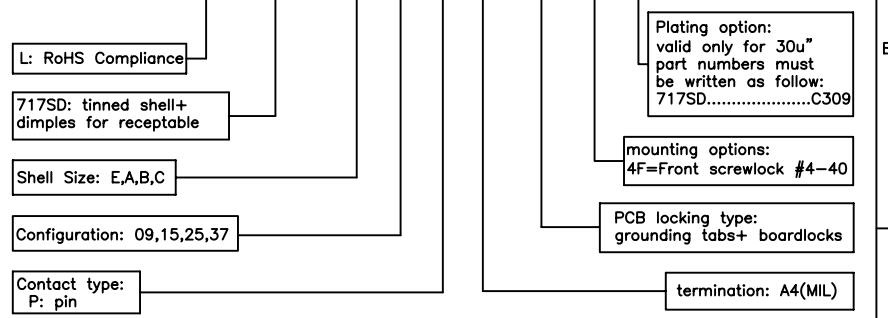
REVISIONS				
SYM	ECN	DESCRIPTION	DATE	APPROVED
1			06/05/08	

D-SUB TECHNICAL DATA

SHELL : Steel 100u"min tin over 50u" min nickel
 BODY : Glass filled thermoplastic.
 Flame retardant to UL94 V-Oolor Black
 CONTACTS : Brass
 30u"min gold over 30u" min nickel on mating area.
 100u" min tin over 50u" min nickel on solder area
 SCREWLOCK: Brass. 50u" min nickel
 BOARDLOCK: Brass. 50u" min nickel
 ELECTRICAL: Voltage rating : 250 V Rms to 50 Hz
 Current rating : 5A
 Withstanding Voltage >1000 V Rms to 50 Hz for one minute
 Insulation resistance >5000 M Ohms
 Contact resistance 20 mOhms max.
 CLIMATIC : Temperature range -55 °C up to 125°C
 MARKING : Amphenol-...(Series No.)
 Commercial reference
 Manufacturing date

PRODUCT CODE

L 717SD X XX P A4 CH 4F C309



UNLESS OTHERWISE SPECIFIED TOLERANCES		APPROVAL		DATE
U.S.	METRIC	DRAWN	Checked	06/05/08
.X +/-	0.50	Mary.ma	06/05/08	
.XX +/-	0.30	Lak.wang	06/05/08	
.XXX +/-	0.20	CHECKED		
FRACTIONS +/-				
ANGLES +/-	5°			
FOR MATERIALS AND FINISHES SEE NOTES		DRAWING FILE :		
REMOVE SHARP EDGES		ANGLE OF PROJECTION		
DIMENSIONS				
U.S.	INCHES			
METRIC	MM			

Amphenol®

TITLE		
Stamped and Formed contacts, SD series		
SIZE	DRAWING NO.	REV.
A4	C L717SDXXXXPA4CH4FC309	1
SCALE	NONE	SHEET 1 OF 1