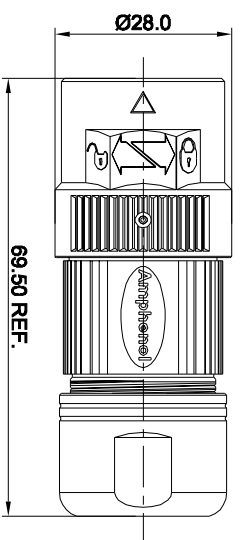
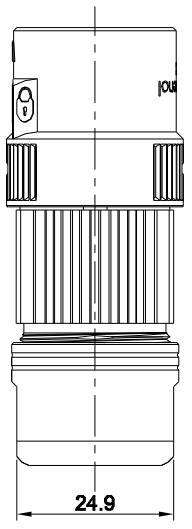
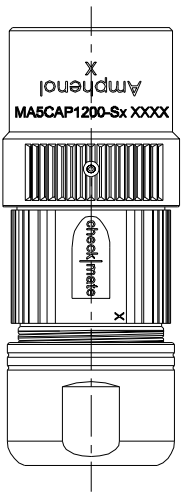
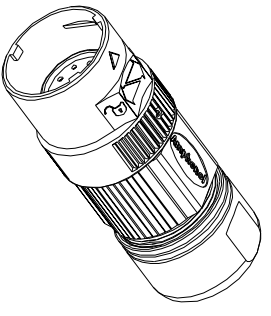


REVISIONS				
REV	ECO	DESCRIPTION	DATE	BY
A1	-	FIRST RELEASE	Sep.07.2015	Drack



P type, Normal Key



Item	Part number	Cable OD Range
1	MA5CAP1200-S1	4.5~7.5 mm
2	MA5CAP1200-S2	7.5~11.0 mm
3	MA5CAP1200-S3	11.0~15.0 mm

NOTES: UNLESS OTHERWISE SPECIFIED

1. MATERIAL:

INSULATION INSERT: PA66,UL94 V0  
 SEAL: VITON, EPDM  
 HOUSING BODY: ZINC DIE CAST, NICKEL PLATED  
 COUPLING NUT: ZINC DIE CAST, NICKEL PLATED

2. SPECIFICATIONS:

- 2.1 CURRENT RATING: 10 AMPS
- 2.2 VOLTAGE RATING: 180 V AC/DC
- 2.3 OPERATING TEMPERATURE: -20°C TO +130°C
- 2.4 DIELECTRIC WITHSTANDING VOLTAGE: LESS THAN 2 MILLIAMPS CURRENT LEAKAGE @ 2500 VOLTS AC.
- 2.5 DEGREE OF PROTECTION: IP67 (MATED CONDITION)
- 2.6 DEGREE OF POLLUTION: 3 PER UL840
- 2.7 OVERVOLTAGE CATEGORY: III PER UL840
- 2.8 MATING CYCLE DURABILITY: >500 CYCLES
- 2.9 ROHS COMPLIANT

3. ALL DIMENSIONS ARE FOR REFERENCE USE ONLY.

QUANTITY	SEE PART NUMBER CHART	PART NUMBER	DESCRIPTION	TRIAL
<b>MATERIALS LIST</b>				

**Amphenol**

Sins Systems - www.amphenol-sins.com  
 44724 Moley Drive  
 Chilton Township, MI 48036

M23A PLUG STR, 12P, P TYPE, CHECKMATE

UNLESS OTHERWISE SPECIFIED	SIGNATURES	DATE	SIZE	TYPE	DWG NO.	REVISION
1) All dimensions are in millimeters. 2) Tolerances are as follows: 1 Pl, DEC 0.050 2 Pl, DEC 0.050 3 Pl, DEC 0.025 3) Hole reference =	Drack	Sep.07.2015	B	C-	MA5CAP1200-Sx	A1
MATERIAL SPECIFICATION:	ENGINEER:	APPROVAL:	SCALE: NONE			
PROCESS SPECIFICATIONS:	CHECKMATE		SHEET 1 OF 1			