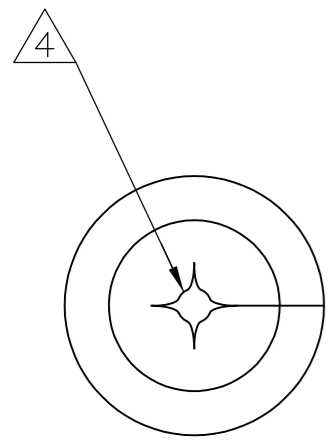
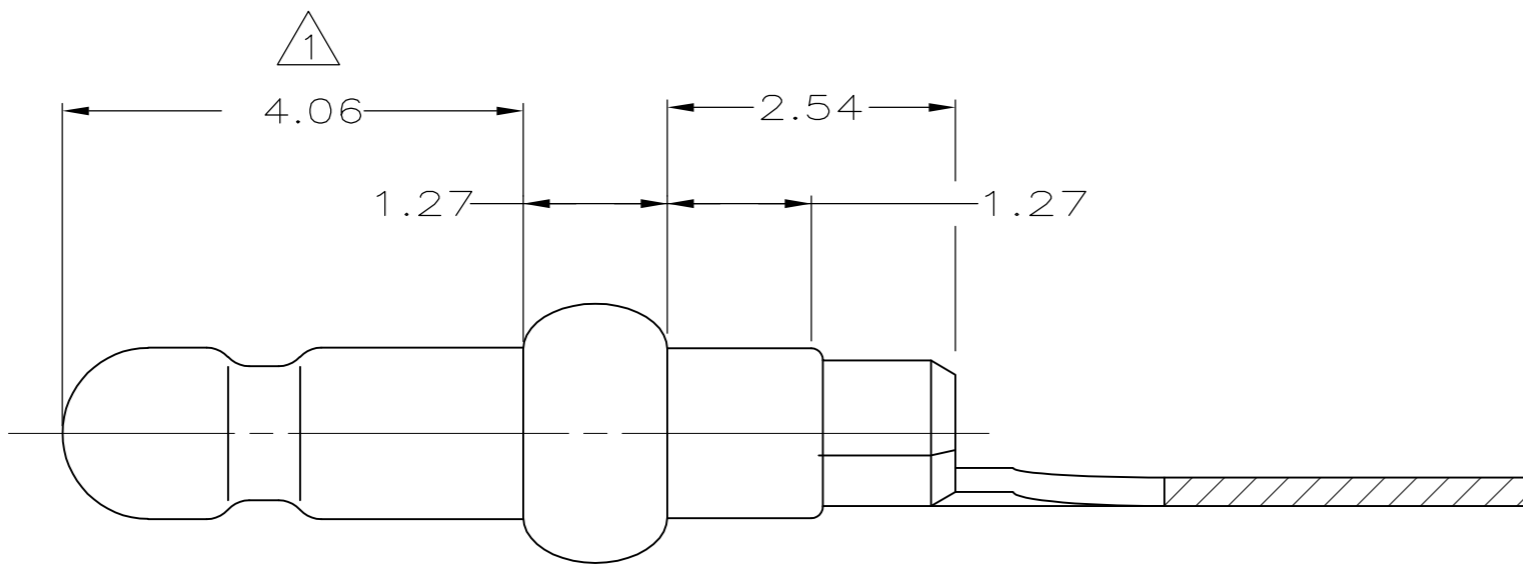
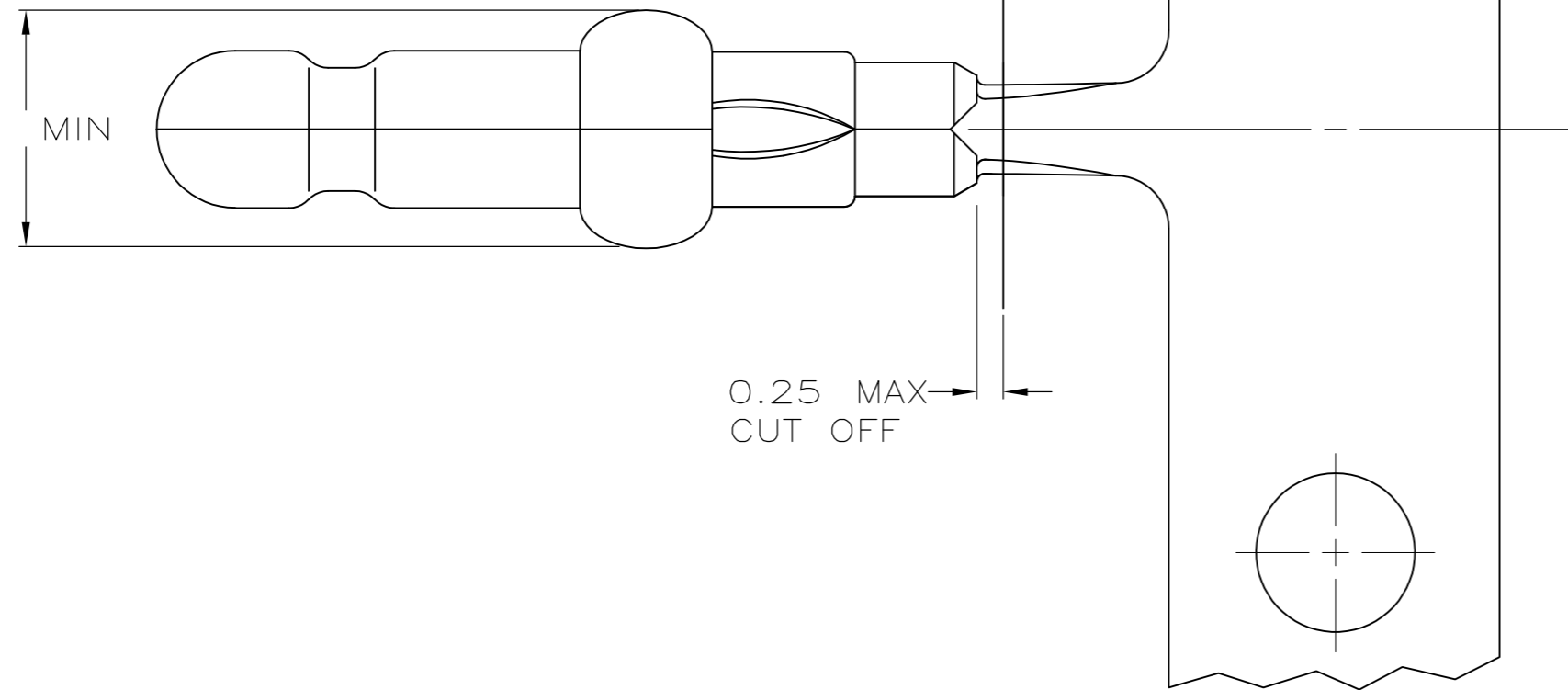


THIS DRAWING IS UNPUBLISHED. RELEASED FOR PUBLICATION  
 © COPYRIGHT BY TYCO ELECTRONICS CORPORATION. ALL RIGHTS RESERVED.

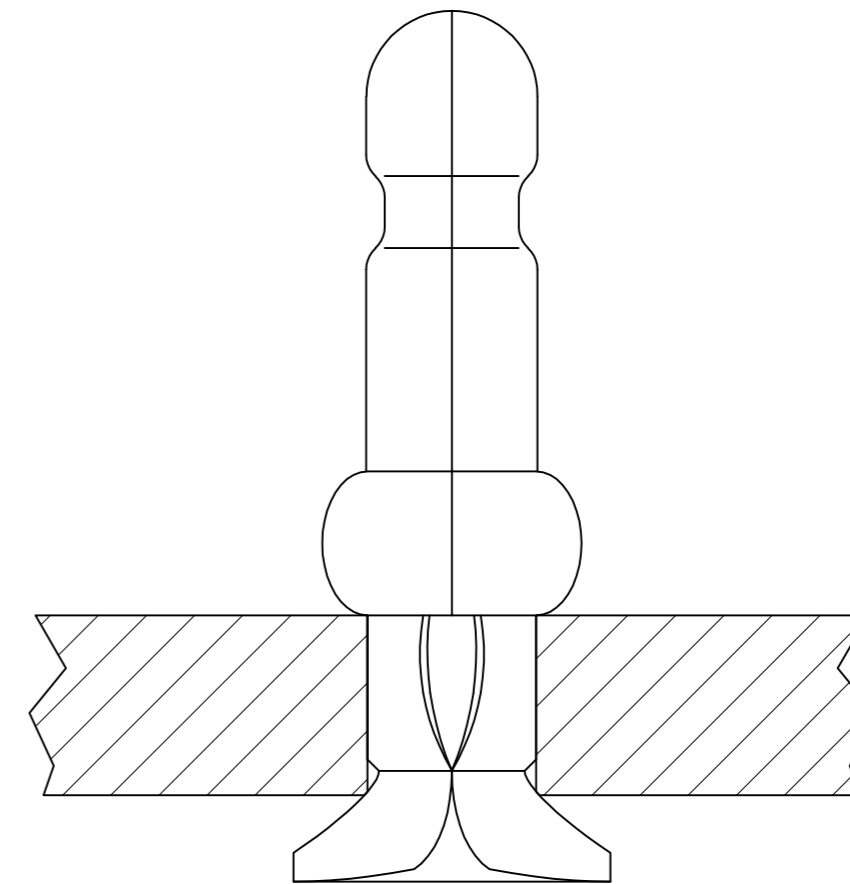
LOC	DIST	REVISIONS			
P	LTR	DESCRIPTION	DATE	DWN	APVD
CM	0				
	Z	REVISED PER ECO-065-010625	18MAY06	KW	JE
	Z1	REVISED PER ECO-09-020932	07SEP09	KK	AEG



Ø2.29 MIN



- 1. 0.00076 MIN GOLD PLATING IN THIS AREA WITH 0.00381 MIN MATTE TIN LEAD ON THE REMAINDER, BOTH OVER 0.00127 MIN NICKEL UNDERPLATE.
- 2. FITS 1.40 - 1.55 DIAMETER HOLE IN A 1.59 PRINTED CIRCUIT BOARD.
- 3. PARTS TO COMPLY WITH AMP SOLDERABILITY SPECIFICATION 109-11-3.
- 4. 0.05 - 0.25 DIAMETER OPENING REQUIRED IN TIP OF PIN.
- 5. APPLICATOR FEED: 8.00 - 8.26
- 6. 0.00076 MIN GOLD PLATING IN THIS AREA WITH 0.00381 MIN MATTE TIN ON THE REMAINDER, BOTH OVER 0.00127 MIN NICKEL UNDERPLATE.
- 7. OBSOLETE PARTS: OBSOLETE CIS STREAMLINING PER D.RENAUD/D.SINISI



6	3-60973-2
-	60973-3
1	-60973-2
PRE TIN FINISH	60973-1
	PART NUMBER

0.13	.005	1.55	.061	8.00	.315	-	-
0.05	.002	1.47	.058	4.06	.160	-	-
0.00381	.000150	1.40	.055	2.54	.100	-	-
0.00127	.000050	1.27	.050	2.29	.090	-	-
0.00076	.000030	0.25	.010	1.59	.063	8.26	.325
MM	IN	MM	IN	MM	IN	MM	IN

CONVERSION TABLE

**METRIC**

THIS DRAWING IS A CONTROLLED DOCUMENT.		DWN T. BECK 8-21-97	Tyco Electronics Corporation Harrisburg, PA 17105-3608	
DIMENSIONS: mm		CHK R. SWING 8-21-97	NAME	
TOLERANCES UNLESS OTHERWISE SPECIFIED:		APVD A. BEDDICK 9-10-97	PIN, .058 DIAMETER, PHOSPHOR BRONZE, CLINCH FIT, LOOSE PIECE, P.C. CONTACT	
0 PLC ± -		PRODUCT SPEC 108-1025	SIZE A2	CAGE CODE 00779
1 PLC ± -		APPLICATION SPEC 114-1008	DRAWING NO C-60973	RESTRICTED TO -
2 PLC ± 0.13		WEIGHT -	SCALE 15:1	SHEET 1 OF 1
3 PLC ± -		CUSTOMER DRAWING	REV Z1	
4 PLC ± -				
ANGLES ± ±				
FINISH SEE TABLE				