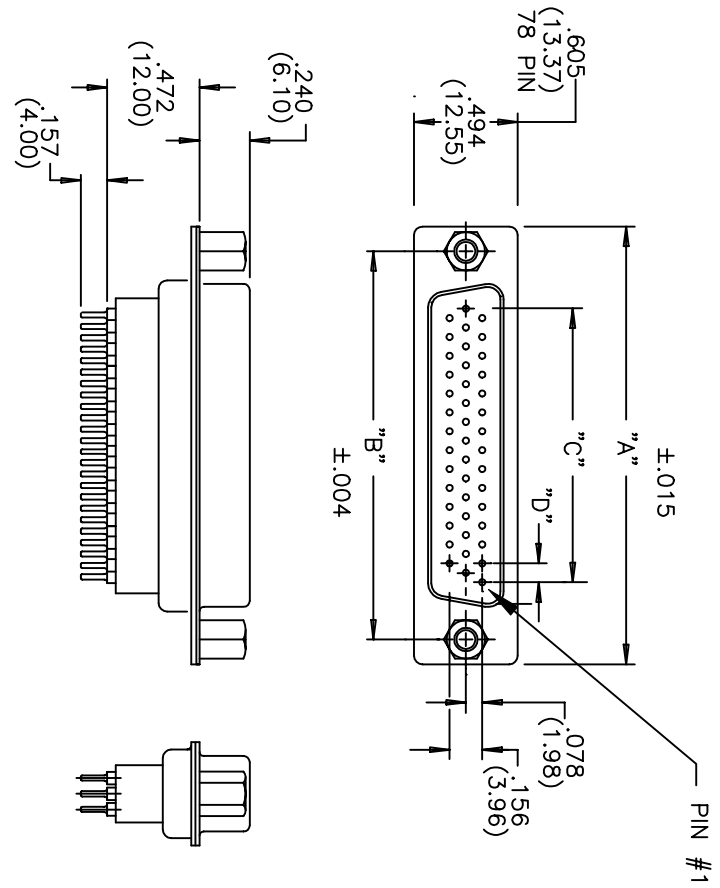


DESCRIPTION: HIGH DENSITY VERTICAL HIGH PROFILE MACHINED



MATERIALS:

INSULATOR: THERMOPLASTIC POLYESTER, UL94V-0
 CHEMICAL RESISTANCE, COLOR BLACK
 SHELL: STEEL, TIN PLATED
 CONTACT: MALE: BRASS; FEMALE: PHOSPHOR BRONZE
 GOLD FLASH IN MATING AREA
 TIN-LEAD PLATING ON TAIL ENDS

ELECTRICAL:

CURRENT RATING: 2 AMPERES
 DIELECTRIC WITHSTANDING VOLTAGE:
 1000VAC rms AT SEA LEVEL
 INSULATION RESISTANCE: 5000 MEGOHMS MIN.
 CONTACT RESISTANCE: 10 MILLIOHMS MAX.
 WORKING TEMPERATURE: -55° TO +125° C

196-XXX-X12-XX1

SERIES _____
 NUMBER OF CONTACTS _____
 GENDER _____
 1 = MALE
 2 = FEMALE (NO GROUND INDENTS)
 PC MOUNT _____
 TIN SHELL _____

HARDWARE OPTIONS: _____
 00 = .120" MOUNTING HOLE
 55 = 4-40 INSERTS
 03 = 4-40 HEX STANDOFFS

PLATING: _____
 1 = GOLD FLASH

NUMBER OF CONTACTS	"A" Inch (mm)	"B" Inch (mm)	"C" Inch (mm)	"D" Inch (mm)
15	1.214 (30.84)	.984 (24.99)	.405 (10.29)	.090 (2.29)
26	1.545 (39.24)	1.312 (33.32)	.765 (19.43)	.090 (2.29)

NC

THESE DRAWINGS AND SPECIFICATIONS ARE THE PROPERTY OF NorComp AND SHALL NOT BE REPRODUCED, COPIED OR USED AS THE BASIS FOR THE MANUFACTURE OF APPARATUS WITHOUT WRITTEN PERMISSION.

DRAWN: PAM JENKINS
 CHECKED: _____
 DATE: 5-12-01

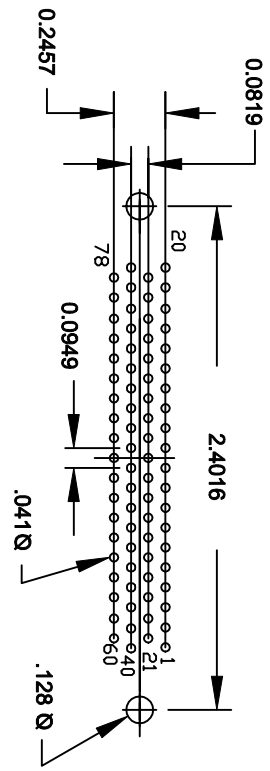
SCALE: _____ SHEET 1 OF 1 REV 2

NorComp

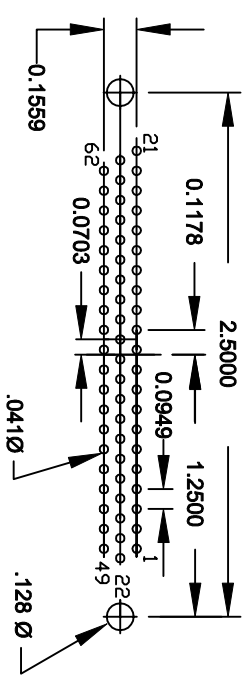
DWG NO. 196-XXX-212-XX1

DESCRIPTION: HIGH DENSITY DIP SOLDER FEMALE FOOTPRINT

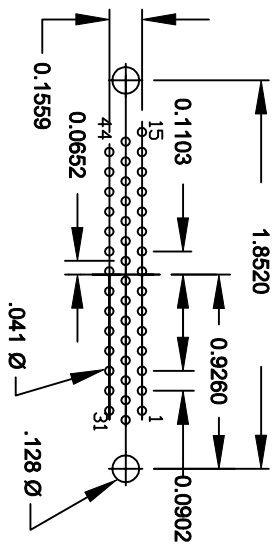
78 POSITION FEMALE



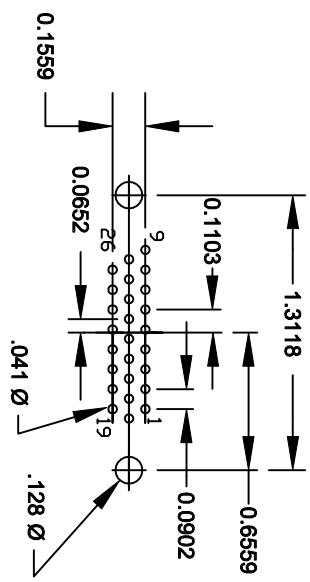
62 POSITION FEMALE



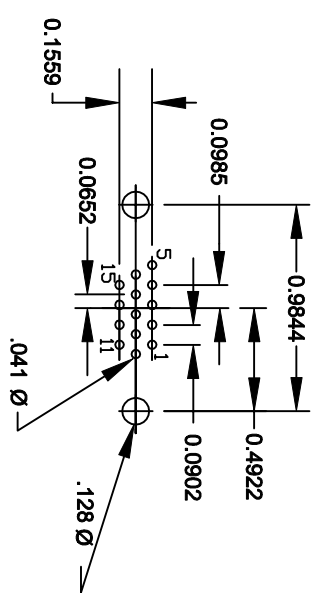
44 POSITION FEMALE



26 POSITION FEMALE



15 POSITION FEMALE



	THESE DRAWINGS AND SPECIFICATIONS ARE THE PROPERTY OF NorComp AND SHALL NOT BE REPRODUCED, COPIED OR USED AS THE BASIS FOR THE MANUFACTURE OF APPARATUS WITHOUT WRITTEN PERMISSION.		
	DRAWN: PAM JENKINS	DATE: 10-29-01	
CHECKED:	DATE:		
SCALE:	SHEET 1 OF 1	REV 2	

NorComp

DWG NO. HIGH DENSITY VERTICAL FEMALE FOOTPRINT