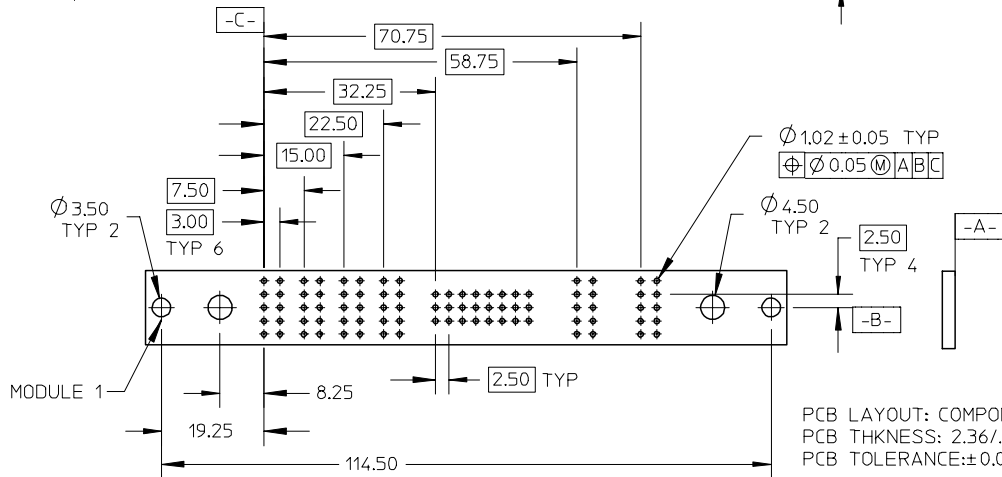
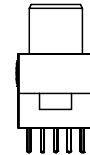
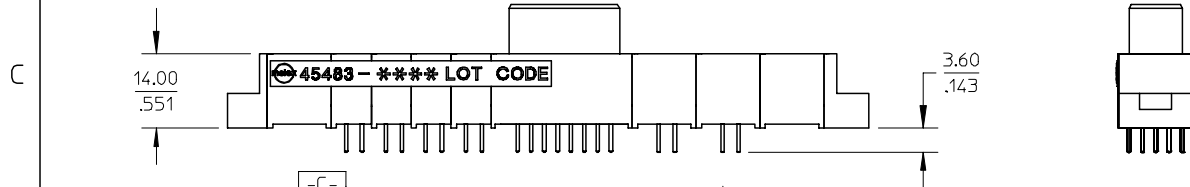
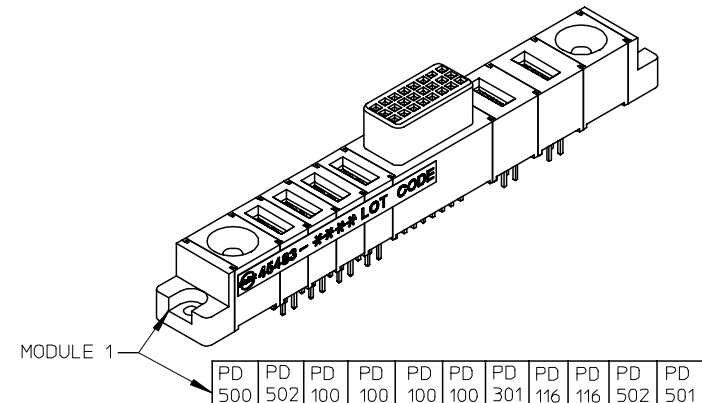


- NOTES:
 1. MATERIAL: LCP, GLASS FILLED, 94V-0, BLACK
 CONTACTS: COPPER ALLOY
 2. FINISH: SELECT GOLD 30 M.I.MIN
 SELECT TIN: 100 M.I.MIN
 BOTH OVER NICKEL
 3. PRODUCT SPECIFICATION: PS-45424-001
 4. PACKAGING SPECIFICATION: PK-45483-001
 5. THIS PART CONFORMS TO CLASS B REQUIRMENTS OF
 COSMETIC SPEC PS-45499-002.



PCB LAYOUT: COMPONENT SIDE
 PCB THKNESS: 2.361/.093
 PCB TOLERANCE: ±0.05/.002



INITIAL RELEASE EC NO: UCP2007-2759 DRWN: JSCHAFFER CHKD: APATEL APPR: APATEL 2007/05/04 DESCRIPTION	QUALITY SYMBOLS	GENERAL TOLERANCES (UNLESS SPECIFIED)	DIMENSION STYLE	SCALE	DESIGN UNITS	THIRD ANGLE PROJECTION															
	$\nabla=0$ $\nabla=0$	<table border="1"> <tr> <th></th> <th>mm</th> <th>INCH</th> </tr> <tr> <td>4 PLACES</td> <td>± ---</td> <td>± ---</td> </tr> <tr> <td>3 PLACES</td> <td>± ---</td> <td>± .010</td> </tr> <tr> <td>2 PLACES</td> <td>± 0.25</td> <td>± .015</td> </tr> <tr> <td>1 PLACE</td> <td>± 0.38</td> <td>± ---</td> </tr> </table>		mm	INCH	4 PLACES	± ---	± ---	3 PLACES	± ---	± .010	2 PLACES	± 0.25	± .015	1 PLACE	± 0.38	± ---	MM/IN	1:2	METRIC	
		mm	INCH																		
	4 PLACES	± ---	± ---																		
3 PLACES	± ---	± .010																			
2 PLACES	± 0.25	± .015																			
1 PLACE	± 0.38	± ---																			
	ANGULAR ±1/2°																				
	DRAFT WHERE APPLICABLE MUST REMAIN WITHIN DIMENSIONS																				

2007/05/03
 2007/05/03

1
 REV

45483-0410

SD-45483-0410

1 OF 1

THIS DRAWING CONTAINS INFORMATION THAT IS PROPRIETARY TO MOLEX INCORPORATED AND SHOULD NOT BE USED WITHOUT WRITTEN PERMISSION