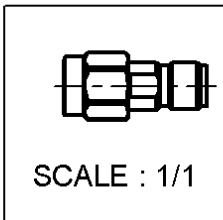
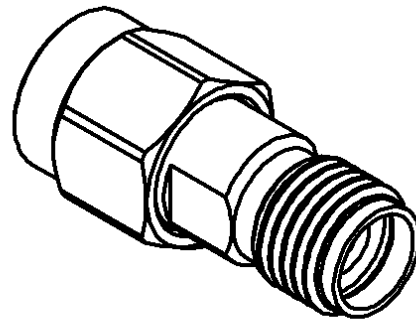
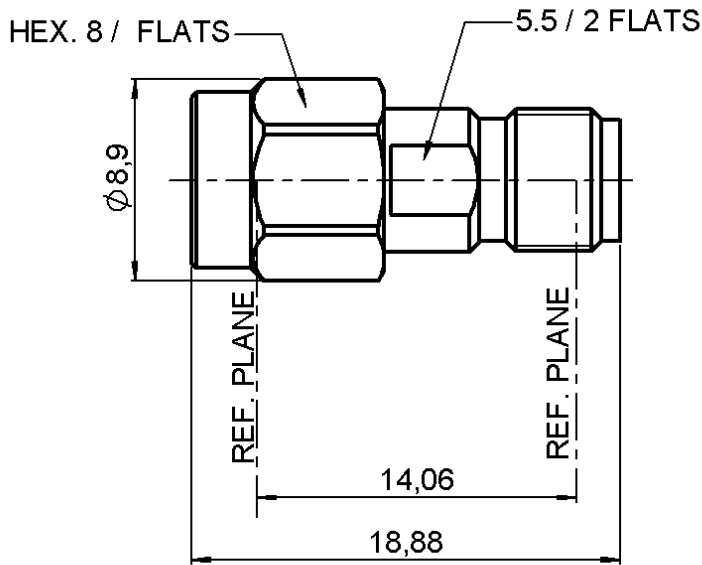


**STRAIGHT ADAPTOR MALE-FEMALE**

**R127.872.001**

Series : SMA2.9



All dimensions are in mm.



COMPONENTS	MATERIALS	PLATINGS (µm)
BODY	STAINLESS STEEL	PASSIVATED .
CENTER CONTACT	BERYLLIUM COPPER	GOLD 1.3 OVER NICKEL 2
OUTER CONTACT	BRASS	GOLD 1.3 OVER NICKEL 2
INSULATOR	ULTEM1000	
GASKET	SILICONE RUBBER	
OTHERS PARTS	-	-
-	-	-
-	-	-

Issue : 0408 A

In the effort to improve our products, we reserve the right to make changes judged to be necessary.



**STRAIGHT ADAPTOR MALE-FEMALE**

**R127.872.001**

Series : SMA2.9

**PACKAGING**

**SPECIFICATION**

Standard	Unit	Other
<b>1</b>	-	<b>Contact us</b>

**ELECTRICAL CHARACTERISTICS**

**ENVIRONMENTAL**

Impedance		<b>50</b> Ω
Frequency		<b>0-40</b> GHz
VSWR	<b>1.03</b> +	<b>0.003</b> x F(GHz) Maxi
Insertion loss		<b>0.03</b> √F(GHz) dB Maxi
RF leakage	- (	<b>90</b> - F(GHz)) dB Maxi
Voltage rating		<b>350</b> Veff Maxi
Dielectric withstanding voltage		<b>750</b> Veff mini
Insulation resistance		<b>5000</b> MΩ mini

Operating temperature	<b>-65/+165</b> ° C
Hermetic seal	<b>NA</b> Atm.cm3/s
Panel leakage	<b>NA</b>

**OTHERS CHARACTERISTICS**

Assembly instruction

Others :

**MECHANICAL CHARACTERISTICS**

Center contact retention	
Axial force – Mating end	<b>27</b> N mini
Axial force – Opposite end	<b>27</b> N mini
Torque	<b>NA</b> N.cm mini
Recommended torque	
Mating	<b>90</b> N.cm
Panel nut	<b>NA</b> N.cm
Mating life	<b>500</b> Cycles mini
Weight	<b>3.650</b> g

Issue : 0408 A

In the effort to improve our products, we reserve the right to make changes judged to be necessary.

