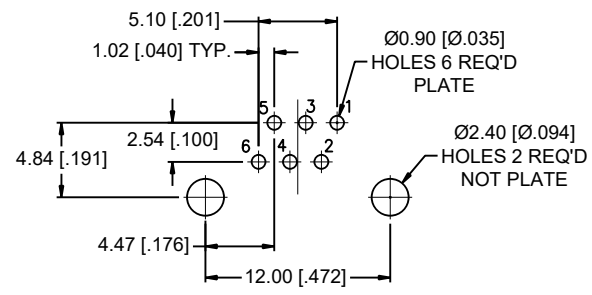
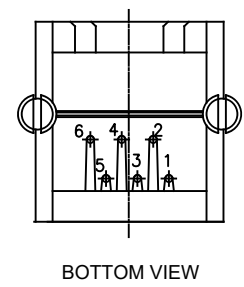
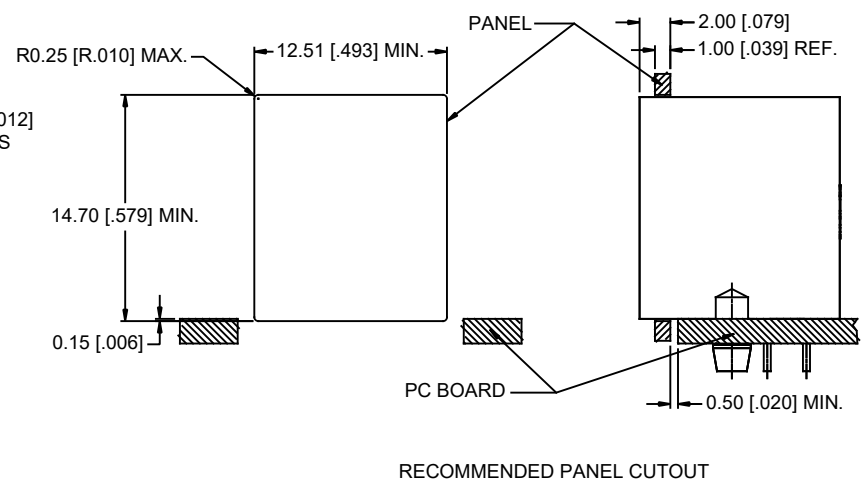
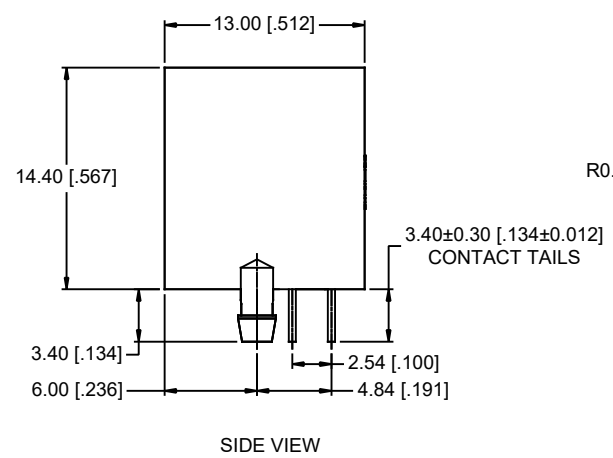
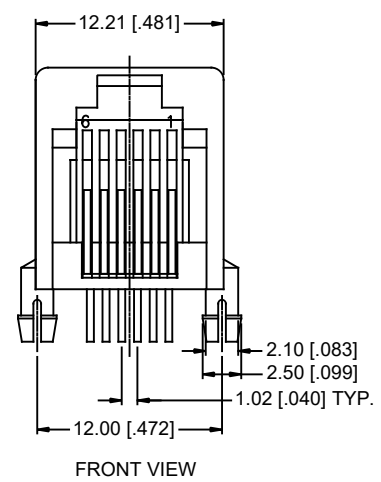


REVISIONS			
REV	DESCRIPTION, ECN, EAR NO.	DATE	APP'D
A	NEW PROPOSAL	JUL19/22	KELVIN



RECOMMENDED P.C.B LAYOUT
 (TOLERANCE: ±0.05[±.002])
 (PCB THICKNESS: 1.60 [063])
 (COMPONENT SIDE OF PC BOARD)

NOTES:

- MATERIALS:**
 CONTACTS: PHOSPHOR BRONZE, Ø0.46MM DIAMETER, PLATING: GOLD FLASH PLATING, 50 MICRO" MIN. NICKEL OVERALL.
 HOUSING: HIGH TEMPERATURE THERMOPLASTIC, FLAMMABILITY RATING UL 94V-0 COLOR - BLACK.
 - MECHANICAL:**
 MATING FORCE: 5.0 LBS MAXIMUM
 - ELECTRICAL:**
 CONTACT RESISTANCE: 20 MILLIOHMS MAXIMUM
 INSULATION RESISTANCE: 500 MEGOHMS MINIMUM
 CUTTENT RATING: 1.5 AMPS
 VOLTAGE RATING: 125 VOLTS AC
 - ENVIRONMENTAL:**
 STORAGE TEMPERATURE: -40°C TO +85°C
 - RECOMMENDED SOLDERING TEMPERATURE:**
 WAVE SOLDERING PEAKED AT 260°C FOR 5 TO 8 SECONDS.
- AMPHENOL PART NUMBER: RJE29-166-0014-G



UNLESS SPECIFIED OTHERWISE	DRAWN RONNIE.C	JUL19/22
PRIMARY UNITS MILLIMETERS	CHECKED KELVIN.T	JUL19/22
SECONDARY INCHES	M.E. APP'D	
REFERENCE IN PARENTHESES	Q.A. APP'D	
GENERAL TOLERANCES	DWG APP'D	
1 DECIMAL PLACE ±0.35	ENG. REL. NO.	
2 DECIMAL PLACES ±0.25	REF.	
3 DECIMAL PLACES ±0.15		
ANGULAR DEGREES ±2.0°	THIRD ANGLE PROJECTION	DO NOT SCALE DRAWING

Amphenol Canada Corp. Commercial Products	
SINGLE PORT MODULAR JACK, 6 POSITION, 6 CONTACTS, TAB UP, UNSHIELDED -RoHS COMPLIANT	
DWG NO.	REV
P-RJE29-166-0014-G	A
CODE ID NO. 03554	SHEET 1 OF 1