



PT 2XEX(I)-BE

Order No.: 2839279



<http://eshop.phoenixcontact.de/phoenix/treeViewClick.do?UID=2839279>

Base element for protective plug PT with protective circuit for two 2-core floating EEx ia signal circuits. Mounting on NS 35/7.5 and NS 35/15, housing width: 17.5 mm

Commercial data	
GTIN (EAN)	
sales group	J202
Pack	10 pcs.
Customs tariff	85363010
Catalog page information	Page 93 (TT-2009)

Product notes

WEEE/RoHS-compliant since:
06/12/2006



<http://www.download.phoenixcontact.com>
Please note that the data given here has been taken from the online catalog. For comprehensive information and data, please refer to the user documentation. The General Terms and Conditions of Use apply to Internet downloads.

Technical data	
General	
Inflammability class acc. to UL 94	V0
Color	blue

Standards for air and creepage distances	VDE 0110-1
	IEC 60664-1: 1992-10
	EN 60079-11
Ambient temperature (operation)	-40 °C ... 85 °C
Mounting type	DIN rail: 35 mm
Design	DIN rail module, two-section, divisible
Number of positions	4
Degree of protection	IP20
Width	17.70 mm
Height	52.00 mm
Length	89.80 mm
Pitch unit	1 Div.

Protective circuit

Nominal current I_N	325 mA (≤ 40 °C)
Resistance in series	$\leq 2.2 \Omega \pm 10 \%$

Connection data

Type of connection	Screw connection
Connection type IN	Screw terminal blocks
Connection type OUT	Screw terminal blocks
Screw thread	M3
Tightening torque	0.8 Nm
Stripping length	8 mm
Conductor cross section stranded min.	0.2 mm ²
Conductor cross section stranded max.	2.5 mm ²
Conductor cross section solid min.	0.2 mm ²
Conductor cross section solid max.	4 mm ²
Conductor cross section AWG/kcmil min.	24
Conductor cross section AWG/kcmil max	12

Connection, protective circuit

Standards/regulations	EN 61643-21
-----------------------	-------------

	EN 60079-0
	EN 60079-11
	EN 60079-26
	EN 61241-0
	EN 61241-11

Conformity / approvals

ATEX	Ex II 1 G Ex ia IIC T4...T6
	Ex II 1 D Ex iaD 20 IP6x T85 °C...135 °C

Certificates / Approvals



Certification	GOST, UCIEE, UL Listed
Certification Ex:	CUL-EX LIS, KEMA-EX, UL-EX LIS

Accessories

Item	Designation	Description
Assembly		
2839295	SSA 3-6	shield fast connections for conductor diameter 3 - 6 mm. Potential connection cable: 200 mm, black
2839512	SSA 5-10	Shield fast connection for conductor diameters 5 - 10 mm. Potential connection cable: 200 mm, black

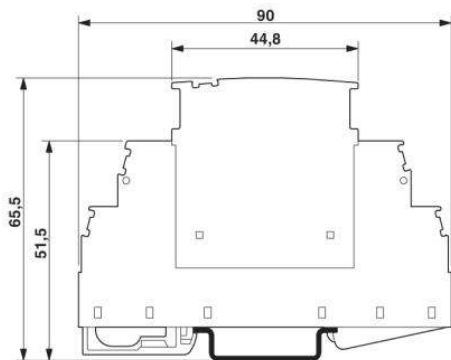
Marking

1051993	B-STIFT	Marker pen, for manual labeling of unprinted Zack strips, smear-proof and waterproof, line thickness 0.5 mm
0811228	X-PEN 0,35	Marker pen without ink cartridge, for manual labeling of markers, labeling extremely wipe-proof, line thickness 0.35 mm
1050004	ZB 5 :UNBEDRUCKT	Zack strip, unprinted, 10-section, for individual labeling with M-PEN, ZB-T or CMS system, pack is sufficient for 100 terminal blocks, for a terminal width of 5.2 mm, color: White
2715212	ZB 5,8,LGS:FORTL.ZAHLEN	Zack marker strip, 10-section, printed horizontally: with consecutive numbers, 1-10, 11-20 etc. up to 991-1000, color: white

1050305	ZB 5,8:SO/CMS	Zack strip, 10-section, divisible, special printing, marking according to customer requirements
2715209	ZB 5,8:UNBEDRUCKT	Zack strip, unprinted, strips with 10 labels for individual labeling with M-PEN or CMS system, for terminal block width: 5.8 mm, color: White
1050295	ZB 5:SO/CMS	Zack strip, 10-section, divisible, special printing, marking according to customer requirements
0808642	ZBF 5:UNBEDRUCKT	Zack strip, flat, unprinted: 10-section, for individual labeling with M-PEN or ZBF-T, sufficient for 100 terminal blocks, color: white

Diagrams/Drawings

Dimensioned drawing



The figure shows the complete module consisting of a base element and connector

Address

PHOENIX CONTACT Deutschland GmbH
Flachmarktstr. 8
32825 Blomberg, Germany
Phone +49 5235 3 12000
Fax +49 5235 3 41200
<http://www.phoenixcontact.de>



© 2010 Phoenix Contact
Technical modifications reserved;