

4

3

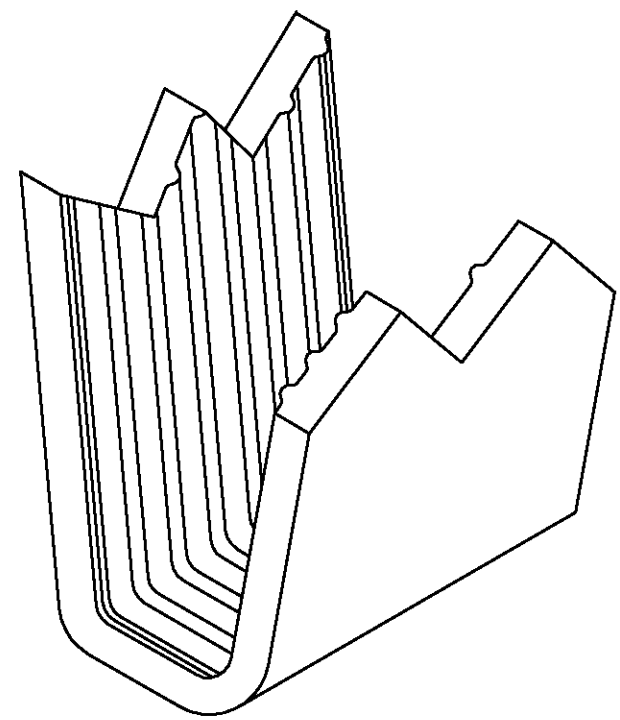
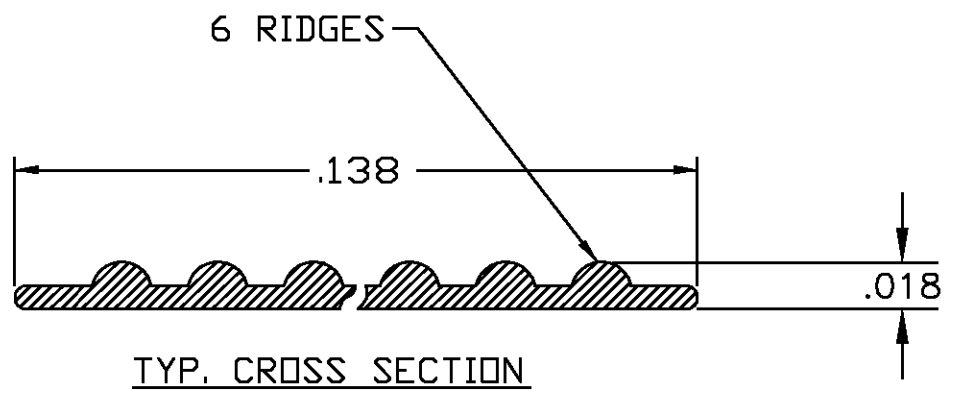
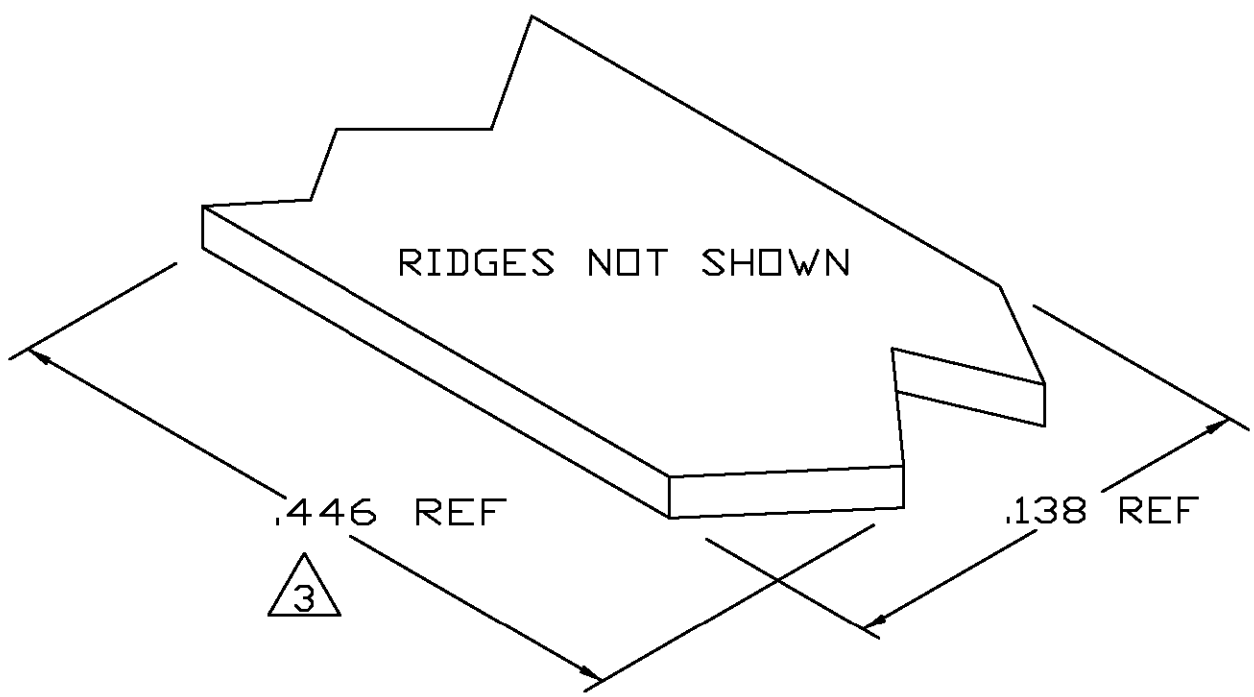
2

1

THIS DRAWING IS UNPUBLISHED. RELEASED FOR PUBLICATION
 © COPYRIGHT - BY TYCO ELECTRONICS CORPORATION. ALL RIGHTS RESERVED.

LOC	DIST	REVISIONS			
P	LTR	DESCRIPTION	DATE	DWN	APVD
AF	50	0	TRANSFERED TO TYCO FORMAT	16SEP02	MF EH

- 1 CRIMPBAND MATERIAL PROVIDED IN CONTINUOUS STRIP.
- 2 REFERENCE DESCRIPTIVE PART NUMBER L125C18B.
- 3 BLANK LENGTH DETERMINED BY 125 TOOLSET.



PARTIAL FORMED VIEW (REF)
 FORMED BY APPLICATION TOOLING

1601723-1
 PART NUMBER

THIS DRAWING IS A CONTROLLED DOCUMENT.		DWN MICHAEL S. FEHER 16SEP2002	Tyco Electronics Corporation Harrisburg, PA 17105-3608	
DIMENSIONS: INCHES		CHK EDWARD HOWARD 16SEP2002		
		APVD EDWARD HOWARD 16SEP2002	NAME - CRIMPBAND, RTM -	
TOLERANCES UNLESS OTHERWISE SPECIFIED:		PRODUCT SPEC -	SIZE A3	
0 PLC ± -		APPLICATION SPEC -	CAGE CODE 00779	DRAWING NO 1601723
1 PLC ± -		WEIGHT -	RESTRICTED TO -	
2 PLC ± -		MATERIAL UNS C26000 BRASS	SCALE 1:1	
3 PLC ± .005			SHEET 1 OF 1	
4 PLC ± -		FINISH NONE	REV 0	
ANGLES ± -			CUSTOMER DRAWING	