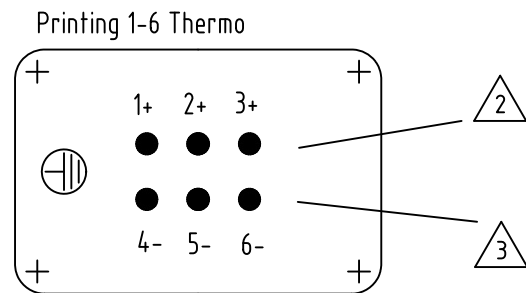
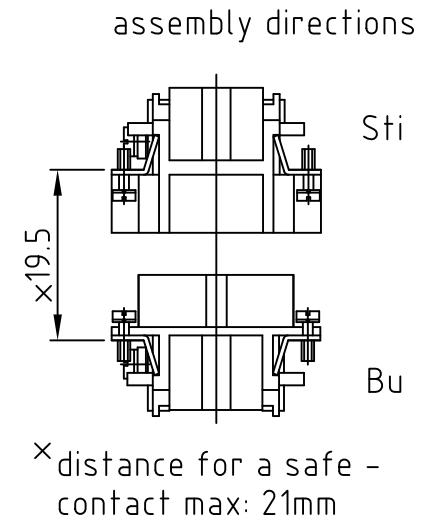
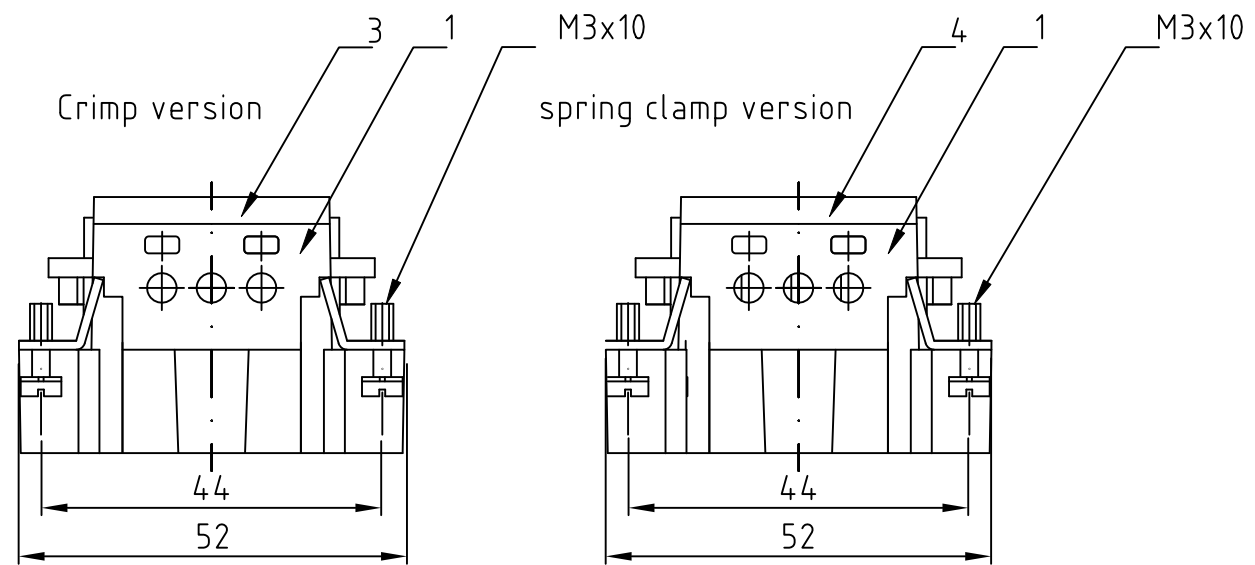
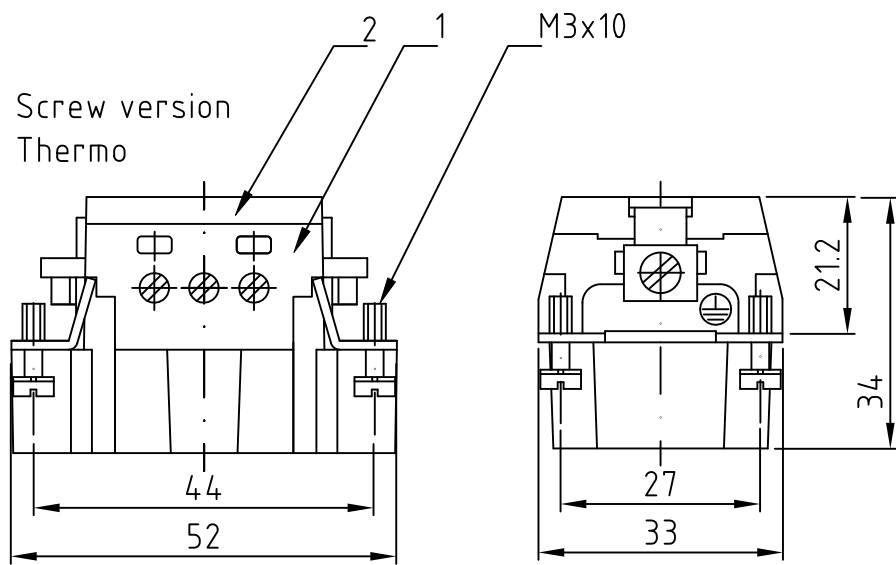
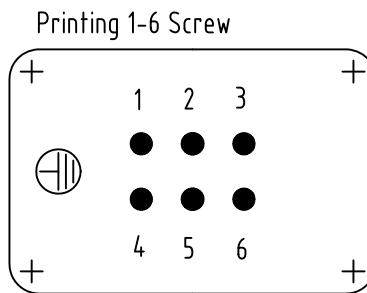


P	LTR	DESCRIPTION BESCHREIBUNG	DATE	DWN	APVD
	A8	ECR-17-009069	09FEB2018	SG	MKO



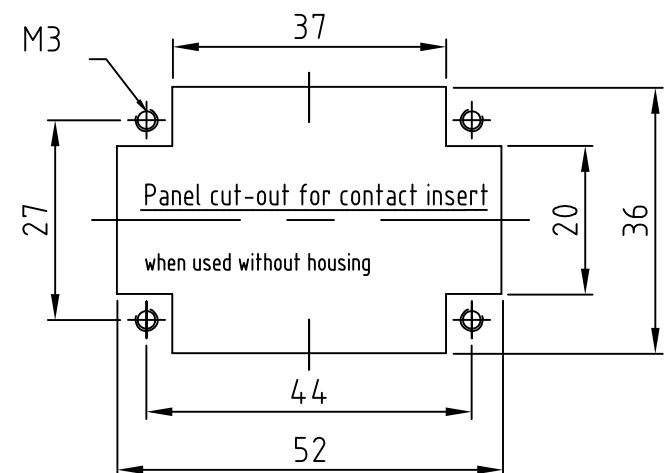
Contact arrangement

view from termination side



NOTES:

- 1 SUITABLE CRIMP CONTACTS: SERIES HE/HA
OUTER DIMENSIONS OF INSULATION: MAX. ϕ 3,2 MM
- △ SUITABLE HOOD SIZE 5; 7; 9; 11: SERIES HA; HD
SUITABLE INSERTION AND EXTRACTION TOOL:
SCREWDRIVER 0,5x3 DIN 5264
- △ Strip length: Screw connection 10mm
Spring clamp connection 10mm Crimp connection 7.5mm
- △ STANDARDS:
DIN EN 61984; DIN EN 60664-1
- △ PACKAGING:
5 SETS IN A CARTON, PRE-MOUNTED
- △ SPECIAL PACKAGING: Krauss-Maffei
PACKAGING UNIT: 150 PIECES



OBSOLETE	OBSOLETE	SUPERSEDED BY T204-0063101-000			OBSOLETE
1	1	1	1	1	1
HE-6.Sti.S-KM	HE-6.Sti.S-AU	HE-6.Sti.S-C	HE-6.Sti.S-T	HE-6.Sti.S	

DESCRIPTION	MATERIAL	COLOR	ITEM NO. POS.	NOTES
cover spring clamp version		light grey	4	
cover crimp version		light grey	3	
cover screw version		light grey	2	
pin insert		light grey	1	

THIS DRAWING IS A CONTROLLED DOCUMENT.
DIESE ZEICHNUNG IST EIN KONTROLLIERTES DOKUMENT.

DIMENSIONS: MASSENEHTEITEN: mm
TOLERANCES UNLESS OTHERWISE SPECIFIED: ALLGEMEINTOLERANZEN

0 PLC ± 0.15
1 PLC ± 0.15
2 PLC ± 0.15
3 PLC ± 0.15
4 PLC ± 0.15
ANGLES / WINKEL ± 0.5

FINISH / OBERFLÄCHE / FARBE

ORDERING TEXT

THIS DRAWING IS A CONTROLLED DOCUMENT.
DIESE ZEICHNUNG IST EIN KONTROLLIERTES DOKUMENT.

DWN Gräf 16.02.1999
CHK Schweiger 18.02.1999

APVD -

PRODUCT SPEC / PRODUKTSPEZ.
APPLICATION SPEC / VERARBEITUNGSSPEZ.

NAME

Male insert
Stifteinsatz HE.6.STI

SIZE A3
CAGE CODE 00779
DRAWING NO. / ZEICHNUNGS-NR. C-1103634

RESTRICTED TO NUR FUER

CUSTOMER DRAWING / KUNDENZEICHNUNG
SCALE / MASSSTAB 1:1
SHEET / BLATT 1 OF 1
REV A8