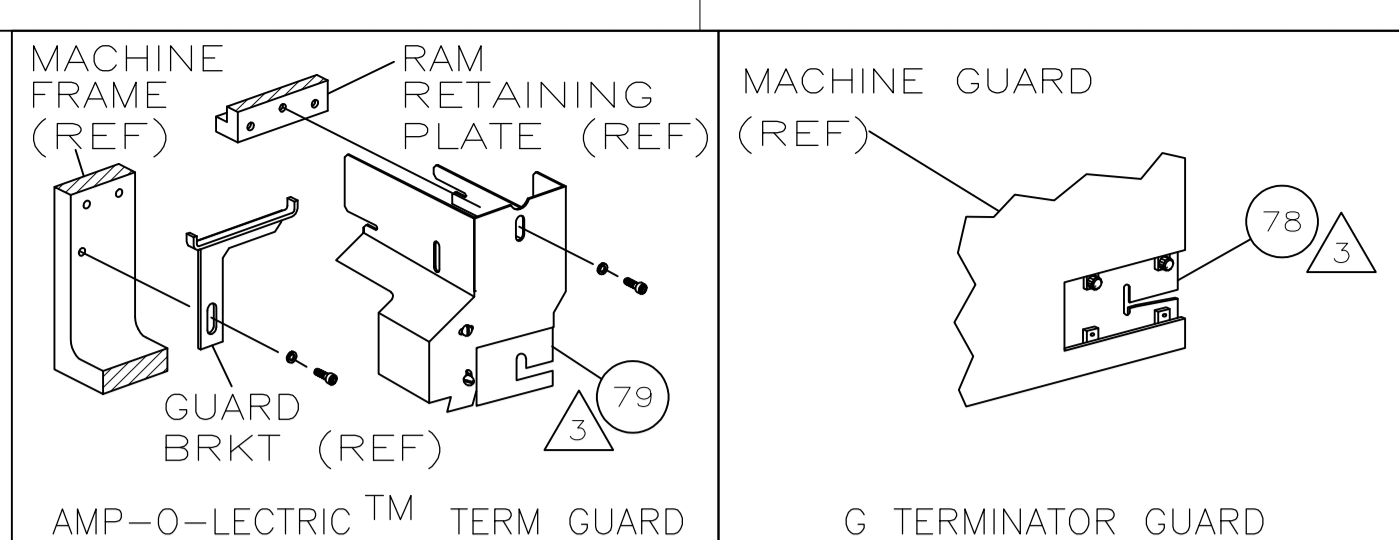


THIS DRAWING IS UNPUBLISHED. RELEASED FOR PUBLICATION. ALL INTERNATIONAL RIGHTS RESERVED.

PART NUMBER	REV	FIRST USED
466707-1	B	
466707-2	B	565435-5
466707-3	R	854400-1
466707-4	R	565435-5
466707-5	R	354500-1

SUP BY -3
SUP BY -4



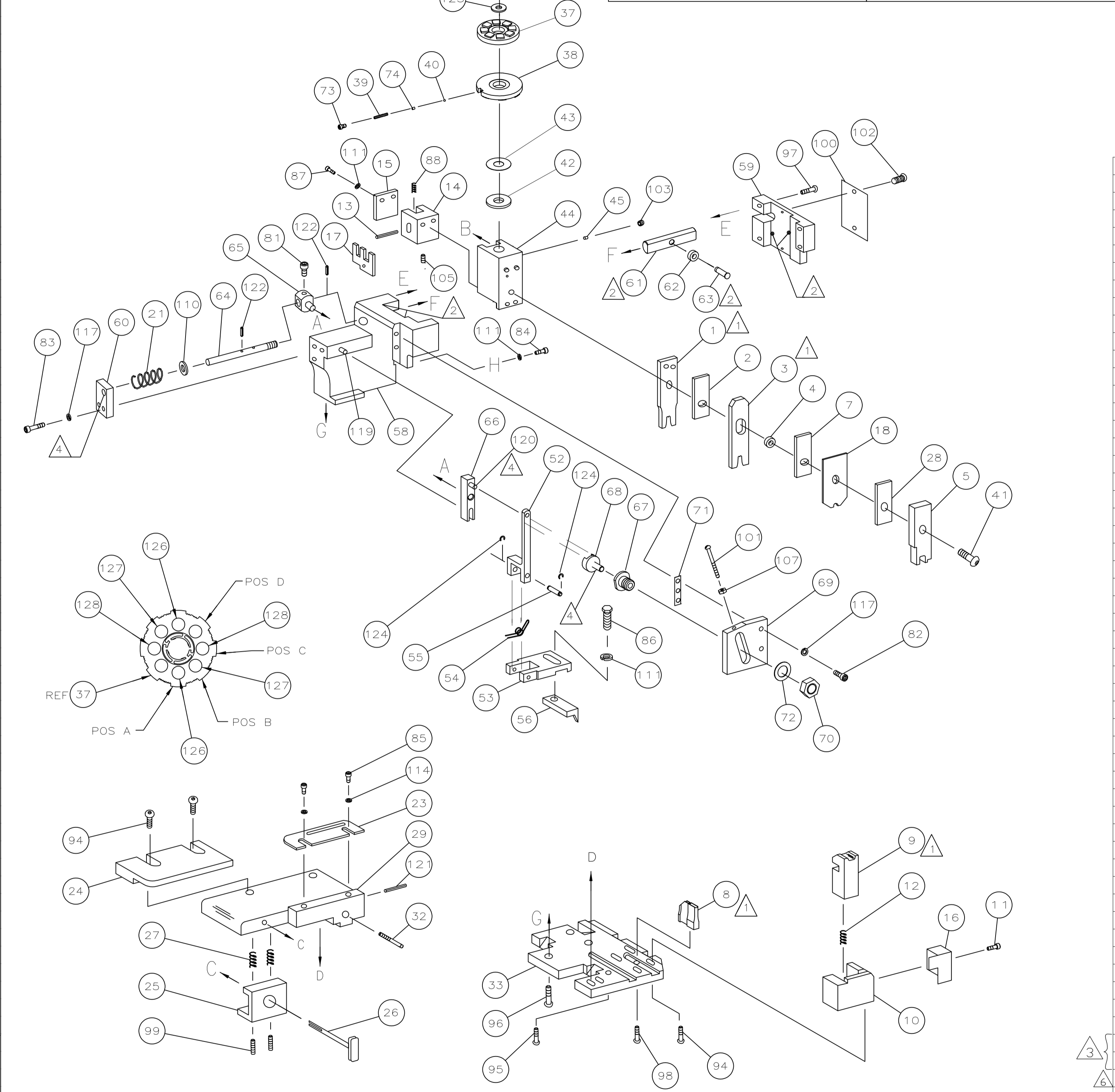
TERMINAL NAME: .250 BLADE

640416		CRIMPING DATA	
PAD LTR	CRIMP HEIGHT	WIRE SIZE	
A	.098 ±.002	14	
B	.091 ±.002	16	
C	.087 ±.002	18	
D	NOT USED		
CRIMP	SIZE	TYPE	RANGE
WIRE	.140	F	18-14
INSUL	.210	F	.100-.142
FEED	.600	APPL INST 408-8040	SET UP GAGE 458637-1 LAYOUT 982
TERM APPL SPEC 114-01025		WIRE STRIP LENGTH .187-.219	

LOC A DIST 66

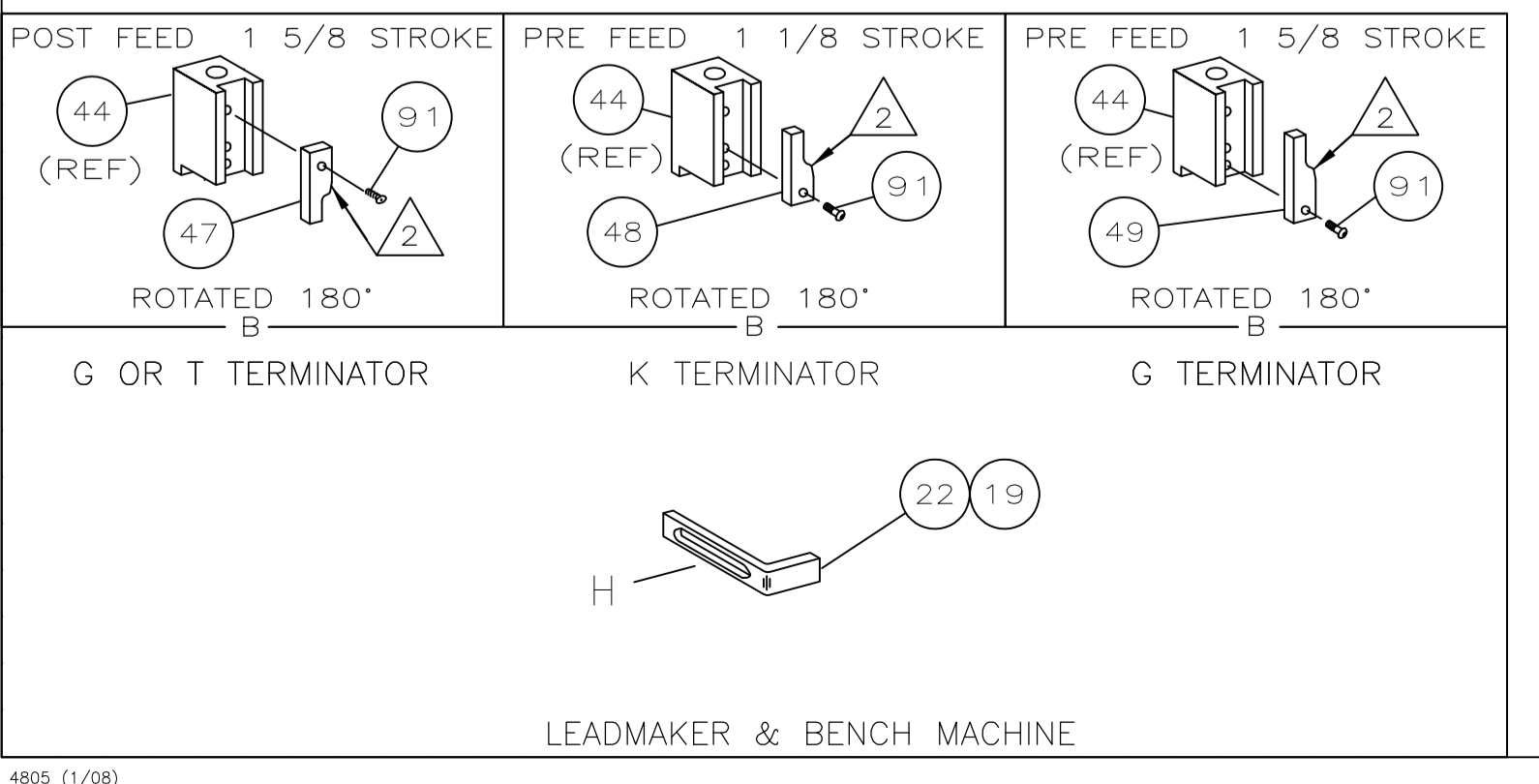
REV	DESCRIPTION	DATE	BY	APPV
R	ECR-08-01180	5-2008	MY	GB

-3	LEADMAKER	MECH POST FEED
-4	BENCH MODEL K	MECH PRE FEED
-5	BENCH MODEL G	MECH PRE FEED



2	2	2	-	7-354778-0	PIN, WIRE DISC (.2845)C	128
2	2	2	-	6-354778-1	PIN, WIRE DISC (.2800)B	127
2	2	2	-	4-354778-7	PIN, WIRE DISC (.2730)A	126
1	1	1	-	986950-1	WASHER, FLAT PRECISION	125
2	2	2	-	21045-3	RING, RET "C"(Ø.187)FD FING PIN	124
						123
2	2	2	-	5-21028-1	PIN, SLT SPR(Ø.125x.50)ADJ ROD	122
1	1	1	-	4-21028-0	PIN, SLT SPR(Ø.093x.75)ST GDE PL	121
1	1	1	-	1-21030-1	PIN, DOWEL(Ø.187x.50)LEVER	120
1	1	1	-	1-21030-6	PIN, DOWEL(Ø.187x1.25)HOUSING	119
						118
1	5	5	-	21024-5	WASHER, LOCK(#10)ADJ BLOCK	117
						116
						115
3	3	3	-	21024-2	WASHER, LOCK(#4)FRONT STP GUIDE	114
						113
						112
4	4	4	-	21024-4	WASHER, LOCK(#8)STRIPPER	111
1	1	1	-	21899-4	WASHER, FLAT(Ø5/16)SCREW ADJ	110
						109
						108
1	1	1	-	21018-5	NUT, HEX(6-32)FEED ADJ	107
						106
1	1	1	-	2-21008-1	SCR, SOC SET(4-40x.25)HOLD DOWN	105
						104
1	1	1	-	21009-2	SCR, SKT SET(1/4-20x.25 LW)RAM	103
2	2	2	-	21017-2	SCR, DRIVE(#2x.19)ID PLATE	102
1	1	1	-	6-23715-5	SCR, PAN HD(6-32x1.50)FEED ADJ	101
1	1	1	-	461264-1	PLATE, IDENTIFICATION	100
2	2	2	-	5-21006-6	SCR, SET(10-32x.75)DRAG	99
1	1	1	-	22733-8	SCR, BHC(8-32x.38 LW)ANVIL	98
2	2	2	-	2-21002-9	SCR, BHC(10-32x.75)CAP	97
3	3	3	-	2-22733-8	SCR, BHC(1/4-20x.62)HOUSING	96
2	2	2	-	2-21002-7	SCR, BHC(10-32x.50)SG ADJ BLOCK	95
4	4	4	-	2-21002-2	SCR, BHC(8-32x.50)SHEAR	94
						93
						92
1	1	1	-	1-21002-7	SCR, BHC(6-32x.38)CAM	91
						90
						89
2	2	2	-	3-22278-0	SPRING, HOLD DOWN	88
2	2	2	-	3-21000-0	SCR, SHC(8-32x.88)DEP-HOLD	87
1	1	1	-	2-22603-0	SCR, HEX HD(8-32x.31)FEED FINGER	86
3	3	3	-	1-21000-3	SCR, SHC(4-40x.25)F ST GUIDE	85
1	1	1	-	2-21000-7	SCR, SHC(8-32x.50)STRIPPER	84
2	2	2	-	3-21000-7	SCR, SHC(10-32x.75)FEED ROD GD	83
2	2	2	-	3-21000-6	SCR, SHC(10-32x.62)FEED ADJ BLK	82
2	2	2	-	3-21000-4	SCR, SHC(10-32x.38)SG ADJ BL	81
						80
						79
						78
						77
						76
						75
1	1	1	-	690603-1	SPRING, ASSIST	74
1	1	1	-	23030-1	SCR, SHC(6-32x.25 SL)INS DISC	73
1	1	1	-	458109-1	WASHER, SPECIAL	72
1	1	1	-	690517-1	SPACER	71
-5	-4	-3	U/M	PART NO	DESCRIPTION	ITEM NO
QTY REQD PER ASSY				PARTS LIST		

1	1	1	-	22594-8	NUT, HEX(1/2-20)	70
1	1	1	-	240628-1	PLATE, ADJUSTMENT	69
1	1	1	-	240626-1	SHAFT, PIVOT	68
1	1	1	-	240633-1	BUSHING	67
1	1	1	-	455680-1	LEVER, INTERMEDIATE	66
1	1	1	-	240629-1	BLOCK, PIVOT	65
1	1	1	-	240632-2	SCREW, ADJ FEED ROD	64
1	1	1	-	240659-3	PIN, CAM ROLLER	63
1	1	1	-	240658-1	ROLLER, CAM	62
1	1	1	-	454398-2	ROD, FEED	61
1	1	1	-	454178-1	GUIDE, FEED ROD	60
1	1	1	-	454220-1	CAP, RAM	59
1	1	1	-	454485-1	HOUSING	58
						57
1	1	1	-	455652-1	PAWL, FEED	56
1	1	1	-	240624-1	PIN, FEED FINGER	55
1	1	1	-	691499-1	SPRING, FEED FINGER	54
1	1	1	-	455851-1	HOLDER, FEED FINGER	53
1	1	1	-	455679-1	LEVER, TERMINAL FEED ARM	52
						51
						50
1	-	-	-	690602-6	CAM, PRE-FEED 1 5/8 ST	49
-	1	-	-	690602-5	CAM, PRE-FEED 1 1/8 ST	48
-	-	1	-	690501-4	CAM, POST-FEED 1 5/8 ST	47
						46
1	1	1	-	690191-1	PLUG, NYLON	45
1	1	1	-	455673-1	RAM	44
1	1	1	-	690125-1	WASHER, LAMINATED	43
1	1	1	-	690124-9	WASHER, RAM	42
1	1	1	-	23241-6	BALL, STEEL	40
1	1	1	-	690170-1	SPRING, COMPRESSION	39
1	1	1	-	690142-4	DISC, INSULATION	38
1	1	1	-	354777-1	WIRE DISC, PLASTIC	37
1	1	1	-	22480-5	WASHER, SPRING	36
1	1	1	-	690212-1	POST, RAM	35
						34
1	1	1	-	458832-1	PLATE, BASE	33
1	1	1	-	690432-3	SCREW, ADJUSTMENT	32
						31
						30
1	1	1	-	461532-1	PLATE, STRIP GUIDE	29
1	1	1	-	455888-5	SPACER, FRONT SHEAR DEP	28
2	2	2	-	1-22284-0	SPRING, DRAG	27
1	1	1	-	690546-1	LEVER, DRAG RELEASE	26
1	1	1	-	240792-1	DRAG, TERMINAL	25
1	1	1	-	458876-1	GUIDE, STRIP (REAR)	24
1	1	1	-	458875-1	GUIDE, STRIP (FRONT)	23
-	-	1	-	690472-2	STRIPPER	22
1	1	1	-	4-22284-9	SPRING, FEED RETURN	21
						20
1	1	-	-	691353-1	STRIPPER	19
1	1	1	-	461519-4	HOLDER, TERMINAL (FRONT)	18
1	1	1	-	455054-1	HOLD DOWN, TERM, REAR	17
1	1	1	-	691667-2	GUARD, CHIP (FRONT)	16
1	1	1	-	455053-1	PLATE, RETAINING	15
1	1	1	-	455052-1	HOLDER, HOLD DOWN	14
1	1	1	-	4-21028-0	PIN, HOLD DOWN(.094X.75)	13
1	1	1	-	3-22280-3	SPRING, SHEAR	12
1	1	1	-	690461-7	STOP, SHEAR	11
1	1	1	-	1-690459-3	HOLDER, SHEAR (FRONT)	10
1	1	1	-	1-454276-1	SHEAR, FLOAT (FRONT)	9
1	1	1	-	690493-5	ANVIL	8
1	1	1	-	455888-4	SPACER, HOLDER	7
						6
1	1	1	-	2-455889-4	DEPRESSOR, SHEAR (FRONT)	5
1	1	1	-	1-238011-0	SPACER, BLOCK CRIMPER	4
1	1	1	-	3-456134-1	CRIMPER, INSULATION	3
1	1	1	-	455888-8	SPACER, CRIMPER	2
1	1	1	-	456411-4	CRIMPER, WIRE	1
-5	-4	-3	U/M	PART NO	DESCRIPTION	ITEM NO
QTY REQD PER ASSY				PARTS LIST		



- 1 RECOMMENDED SPARE PARTS.
- 2 GREASE LIGHTLY.
- 3 GUARD MUST BE IN PLACE WHEN OPERATING APPLICATOR IN A BENCH MACHINE.
- 4 LUBRICATE DAILY USING NO. 20 MACHINE OIL.
- 5 MAX INSULATION CRIMP HEIGHT .190
- 6 LUBRICATOR ASSY NOT SHOWN, ATTACH TO THE TERMINAL GUIDE (SHROUD).
- 7 WIRE STRIP LENGTH .187-.250 FOR #14 AWG ONLY.

THIS DRAWING IS A CONTROLLED DOCUMENT.

DIN D. SALTZER 8/22/94
CIK C. FERISMAN 8-22-94
APPRO T. BEDDICK 8-22-94

Tyco Electronics Corporation
Harrisburg, PA 17105-3608

PRODUCT SPEC
APPLICATION SPEC
SIZE A1
WEIGHT
CUSTOMER DRAWING

SCALE - SHEET 1 OF 1 REV R