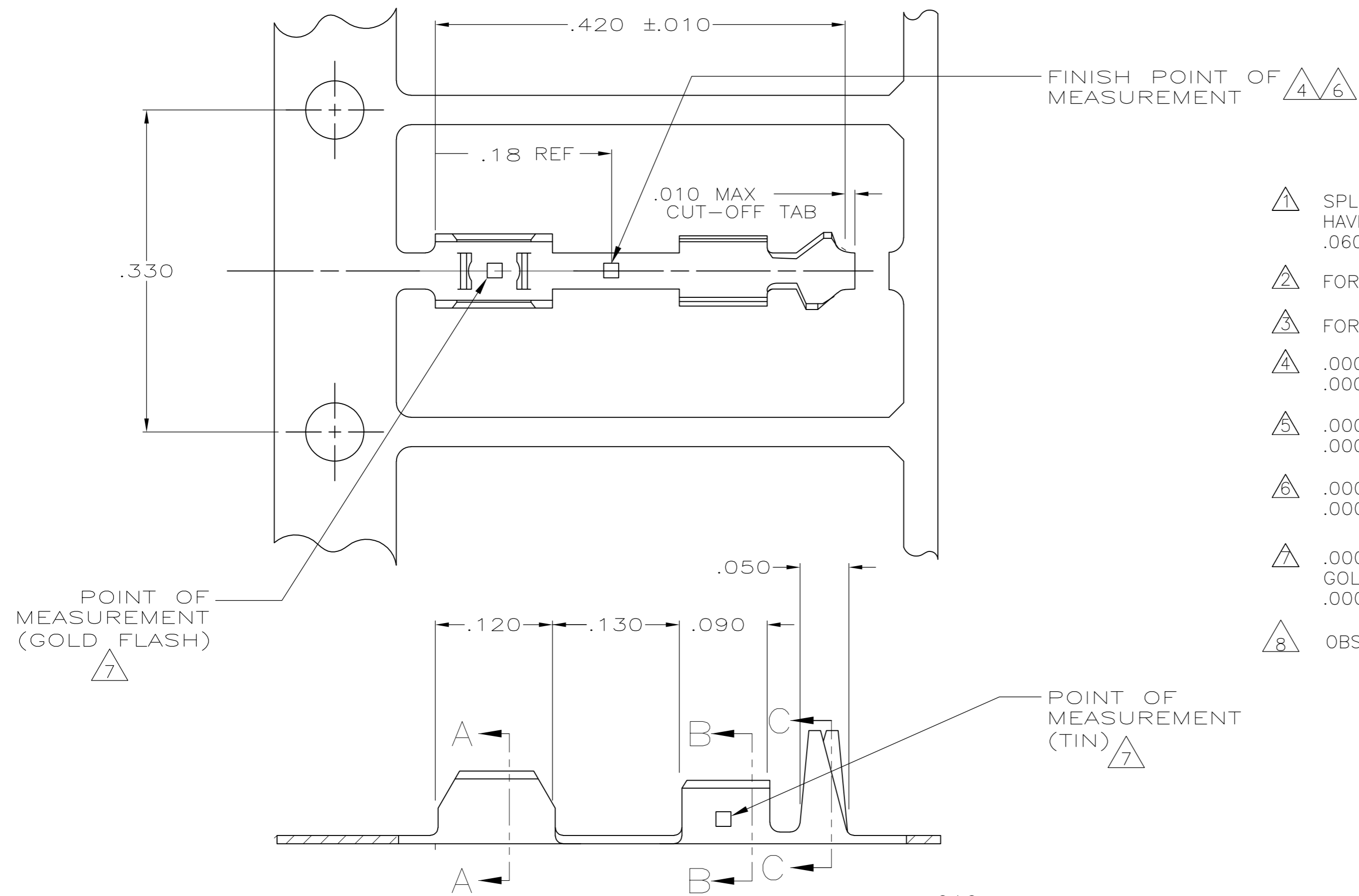


THIS DRAWING IS UNPUBLISHED. RELEASED FOR PUBLICATION
 © COPYRIGHT BY TYCO ELECTRONICS CORPORATION. ALL INTERNATIONAL RIGHTS RESERVED.

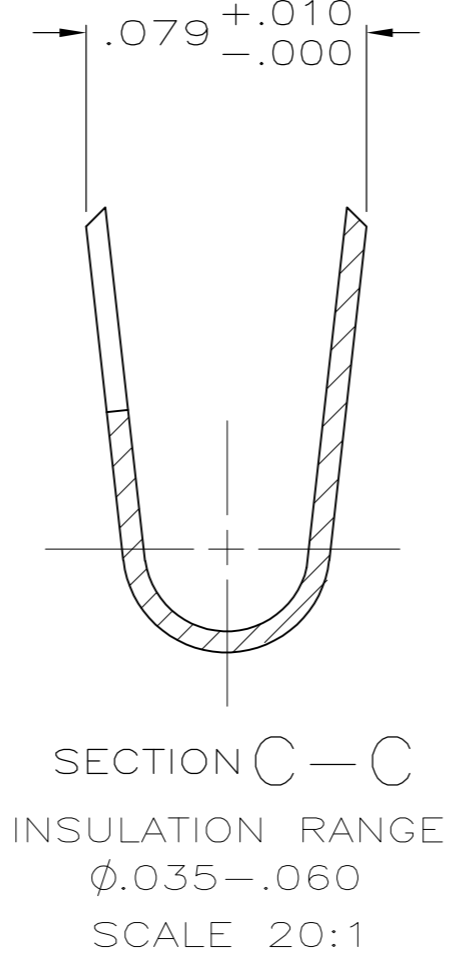
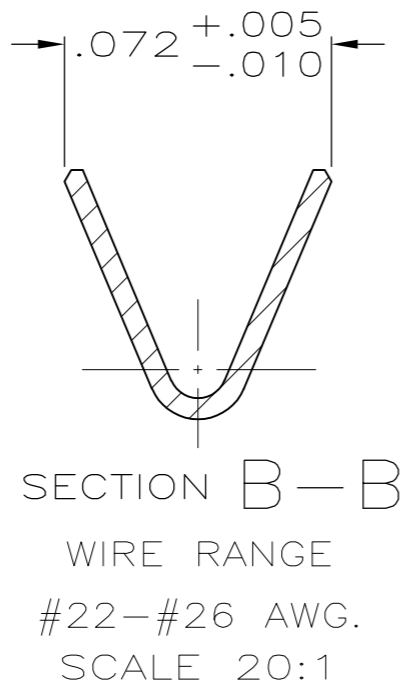
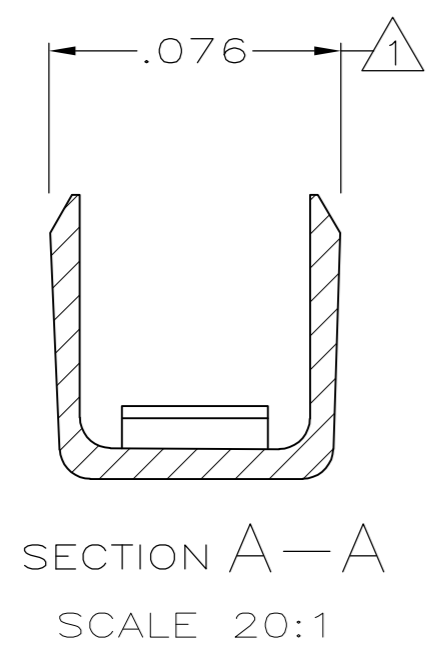
LOC	DIST	REVISIONS					
GP	00	P	LTR	DESCRIPTION	DATE	DWN	APVD
		AD		REVISED PER ECO-08-012445	20MAY08	JDP	CWR
		AD1		REVISED PER ECO-09-020932	24AUG09	KK	AEG



- ① SPLICE IS DESIGNED FOR USE WITH FLEXIBLE FLAT CONDUCTOR CABLE HAVING .015 MAX THICKNESS AND .060-.065 WIDE CONDUCTORS ON .100 MIN CENTER TO CENTER SPACING.
- ② FOR MINI APPLICATOR (REF 567097-2)
- ③ FOR FLEXIBLE FILM TERMINATION MACHINE (REF 768600-1)
- ④ .000015 MIN GOLD OVER
.000050 MIN NICKEL.
- ⑤ .000100 MIN BRIGHT TIN-LEAD OVER
.000050 MIN NICKEL.
- ⑥ .000040 MIN SILVER OVER
.000050 MIN NICKEL.
- ⑦ .000100 MIN TIN IN WIRE BARREL,
GOLD FLASH IN FFC BARREL, BOTH OVER
.000050 MIN NICKEL.
- ⑧ OBSOLETE PARTS: OBSOLETE CIS STREAMLINING PER D.RENAUD/D.SINISI

POINT OF MEASUREMENT (GOLD FLASH) ⑦

POINT OF MEASUREMENT (TIN) ⑦



SUPERSEDED BY 86773-7
 ⑧ OBSOLETE
 SUPERSEDED BY 86773-8

LOOSE PIECE PART NUMBER	FINISH	PART NUMBER
-	⑦ ③	86773-8
-	⑦ ②	86773-7
-	⑤ ②	86773-6
-	⑥	86773-5
-	⑤ ③	86773-4
86774-1	④ ③	86773-3
-	④ ②	86773-2

THIS DRAWING IS A CONTROLLED DOCUMENT.

DIMENSIONS: INCHES	TOLERANCES UNLESS OTHERWISE SPECIFIED:	DWN K. HELM 12-14-88	Tyco Electronics Corporation Harrisburg, PA 17105-3608
	0 PLC ± -	CHK D.L. ROCKER 2-17-89	
	1 PLC ± -	APVD G.D. MILLER 2-17-89	
	2 PLC ± -	PRODUCT SPEC 108-9024	
MATERIAL PHOSPHOR BRONZE	FINISH SEE TABLE	APPLICATION SPEC 114-16002,03	NAME SPLICER CONTACT, STANDARD CRIMP FLAT CABLE TO ROUND WIRE 26-22 AWG
CUSTOMER DRAWING		WEIGHT -	SIZE A2 CAGE CODE 00779 C=86773 DRAWING NO. 108-9024 RESTRICTED TO -
		SCALE 10:1	SHEET 1 of 1 REV AD1