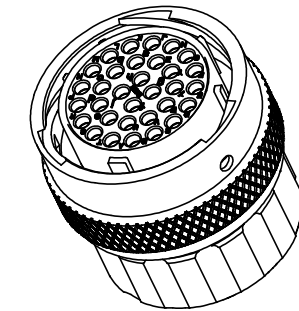
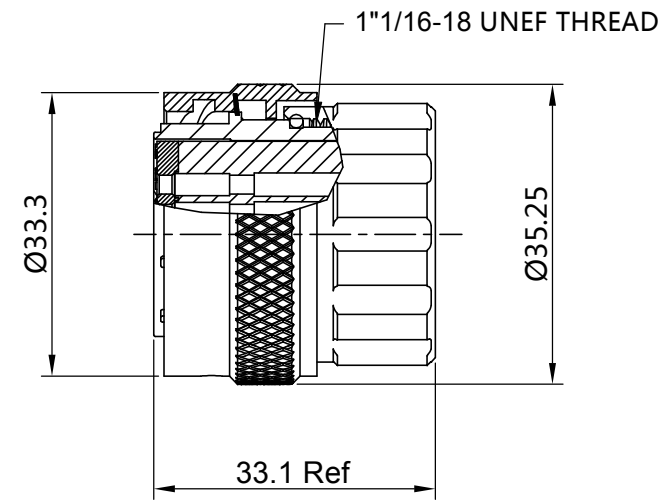
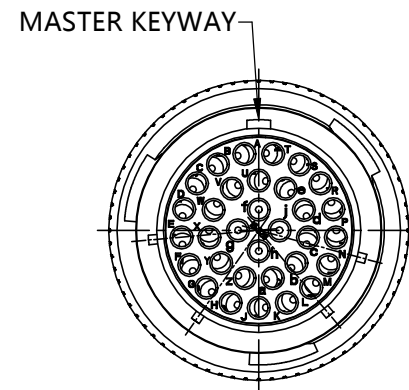


REVISIONS					
REV	ECO	DESCRIPTION	DATE	BY	APPR
B1	-	RELEASED DRAWING	JULY-08-2014	BEN	TOMMY
B2	-	ADAPT TO CHANGE OF WIRE DIAMETER	Jan-7-2020	Ronald	Tommy



NOTES : (UNLESS OTHERWISE SPECIFIED)

1. MATERIAL :

- SHELL : ZINC ALLOY , NICKEL PLATED.
- INSERT : THERMOPLASTIC , UL94 V-0/CR.
- END CAP : THERMOPLASTIC , UL94 V-0.
- COUPLING NUT : AL ALLOY , NICKEL PLATED.
- PLASTIC BUSHING : THERMOPLASTIC , UL94 V-0.
- WAVE WASHER : STAINLESS STEEL.
- O-RING : NBR/SILICONE RUBBER.
- WIRE SEAL : SILICONE RUBBER.

2. SPECIFICATIONS :

- 2.1 RATED CURRENT :
 - 2.1.1 STAMPED CONTACT 5A (MAX).
 - 2.1.2 MACHINED CONTACT 7.5A(MAX).
- 2.2 RATED VOLTAGE : 250V (AC/DC) .
- 2.3 OPERATING TEMPERATURE : SEE CHART.
- 2.4 DIELECTRIC WITHSTANDING VOLTAGE : LESS THAN 2 MILLIAMPS CURRENT LEAKAGE@1500 VOLTS AC.
- 2.5 INSULATION RESISTANCE : 5000 MEGOHMS MIN.
- 2.6 IP--CLASS : IP67 (MATED CONDITION).
- 2.7 MATING CYCLES DURABILITY : 500 CYCLES(MIN).
- 2.8 ROHS COMPLIANT.

3. SUITABLE CONTACTS : 20# CONTACTS.

4. ALL DIMENSIONS ARE FOR REFERENCE USE ONLY.

5. CONTACT SIZE AND REAR SEAL WIRE RANGE :

CONTACT SIZE	MIN. INSUL O.D.	MAX. INSUL O.D.
20#	Ø1.4mm	Ø2.0mm

KEY POS	PART NUMBER	
	-40°C ~ 105°C	-40°C ~ 125°C
N	RT0W61832SNHEC	RT0W61832SNHEC03
W	RT0W61832SWHEC	RT0W61832SWHEC03
X	RT0W61832SXHEC	RT0W61832SXHEC03
Y	RT0W61832SYHEC	RT0W61832SYHEC03
Z	RT0W61832SZHEC	RT0W61832SZHEC03

QUANTITY	PART NUMBER	DESCRIPTION	ITEM							
MATERIALS LIST										
UNLESS OTHERWISE SPECIFIED 1) All dimensions are in metric(mm). 2) Tolerances are as follows: 1 PL DEC ±0.30 2 PL DEC ±0.15 3 PL DEC ±0.08 Fractions ±1/64 Angles ±1° 3) Note reference =		SIGNATURES DRAWN: Ronald CHECKED: ENGINEER: APPROVAL: Tommy DATE Jan-7-2020 Jan-7-2020	 Sine Systems - www.amphenol-sine.com 44724 Morley Drive Clinton Township, MI 48036							
MATERIAL SPECIFICATIONS:		CUSTOMER:	ECO-MATE, PLUG, SIZE 18,32POS, SOCKET, END CAP.							
PROCESS SPECIFICATIONS:		THIS DRAWING IS SUPPLIED FOR INFORMATION ONLY. DESIGN FEATURES, SPECIFICATIONS AND PERFORMANCE DATA SHOWN HEREON ARE THE PROPERTY OF THE AMPHENOL CORPORATION. NO RIGHTS OF REPRODUCTION ARE IMPLIED. ALL DIMENSIONS ARE SUBJECT TO NORMAL MANUFACTURING VARIATIONS.								
NEXT ASSY:		<table border="1"> <tr> <td>SIZE</td> <td>TYPE</td> <td>DWG NO:</td> <td>REVISION</td> </tr> <tr> <td>B</td> <td>C-</td> <td>RT0W61832S*HEC*</td> <td>B2</td> </tr> </table>		SIZE	TYPE	DWG NO:	REVISION	B	C-	RT0W61832S*HEC*
SIZE	TYPE	DWG NO:	REVISION							
B	C-	RT0W61832S*HEC*	B2							
SCALE: NONE		SHEET 1 OF 1								

TITLE: ECO-MATE, PLUG, SIZE 18,32POS, SOCKET, END CAP. DWG NO: RT0W61832S*HEC* REV: B2 SH: 1 OF: 1